

**Presentation: 家电行业2024年行业中报汇总：细分赛道承压，刚需品类龙头表现稳健**

**2024 Household Appliances Interim Report Summary: Subdivided Sectors Under Pressure, Essential Categories Show Steady Performance**

陈子仪 Ziyi Chen [ziyi.chen@htisec.com](mailto:ziyi.chen@htisec.com)  
朱默辰 Mochen Zhu [mc.zhu@htisec.com](mailto:mc.zhu@htisec.com)

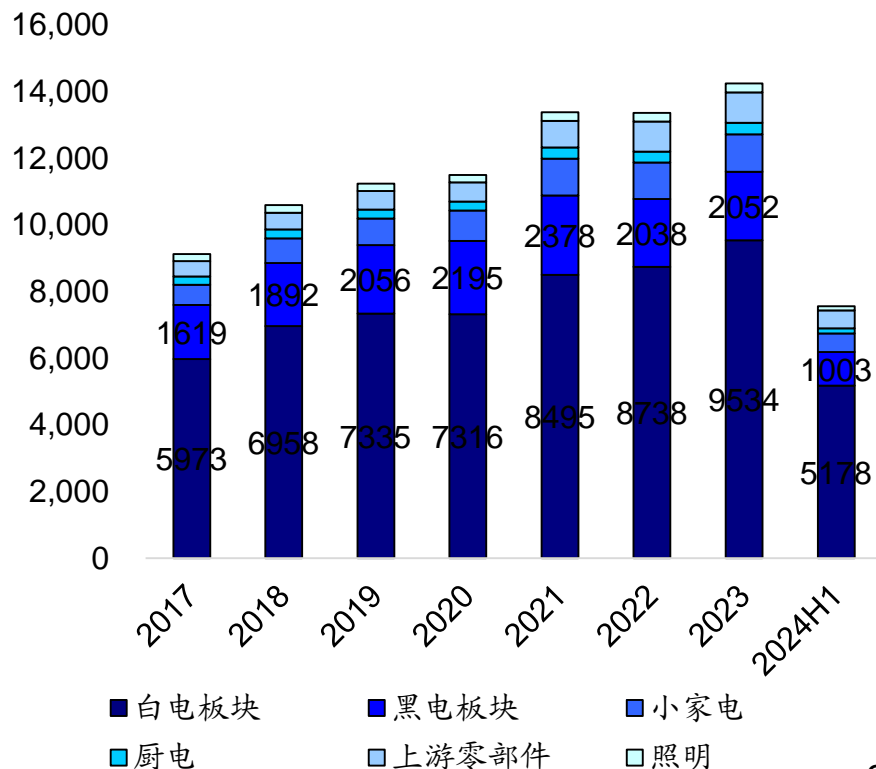
**17 Sep 2024**

本研究报告由海通国际分销，海通国际是由海通国际研究有限公司，海通证券印度私人有限公司，海通国际株式会社和海通国际证券集团其他各成员单位的证券研究团队所组成的全球品牌，海通国际证券集团各成员分别在其许可的司法管辖区内从事证券活动。关于海通国际的分析师证明，重要披露声明和免责声明，请参阅附录。(Please see appendix for English translation of the disclaimer)

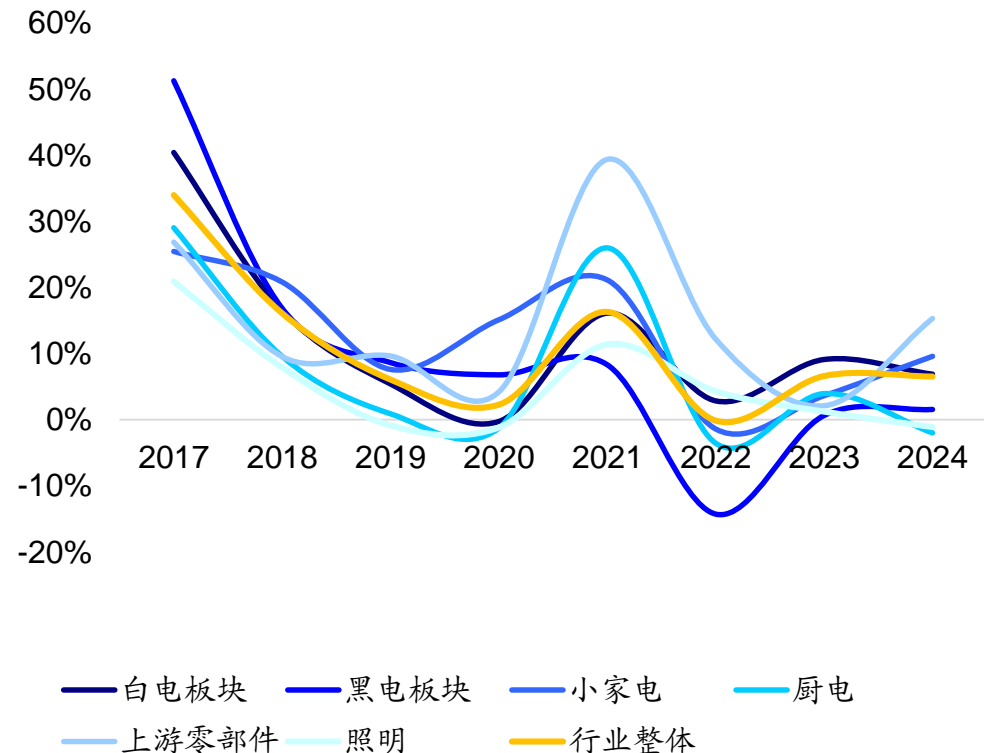
# 刚需白电表现稳健，拉动行业规模上行

家电行业整体2024H1实现收入规模7559亿元，同比增长6.6%，实现净利润642.0亿元，同比基本增长10.2%。受益于白电龙头企业带动，收入及利润端表现稳健。分季度看行业整体24Q1及24Q2单季度实现收入规模3546.7及4009.5亿元，分别同比增长8.3%/增长5.1%，24Q1及24Q2单季度实现利润规模259.2及354.1亿元，同比增长13%/增长7.2%。Q2收入及利润增速相较于Q1均有所放缓。我们认为刚需类龙头整体收入及盈利能力表现稳健；而周期性板块受影响程度较高，收入规模下滑，费用相对刚性致使费用率上升，净利率承压。出口整体表现优于国内，但出口型企业受汇率及原材料影响，盈利能力下降。

图：行业及板块收入规模（亿元）



图：行业及板块收入规模增速（%）

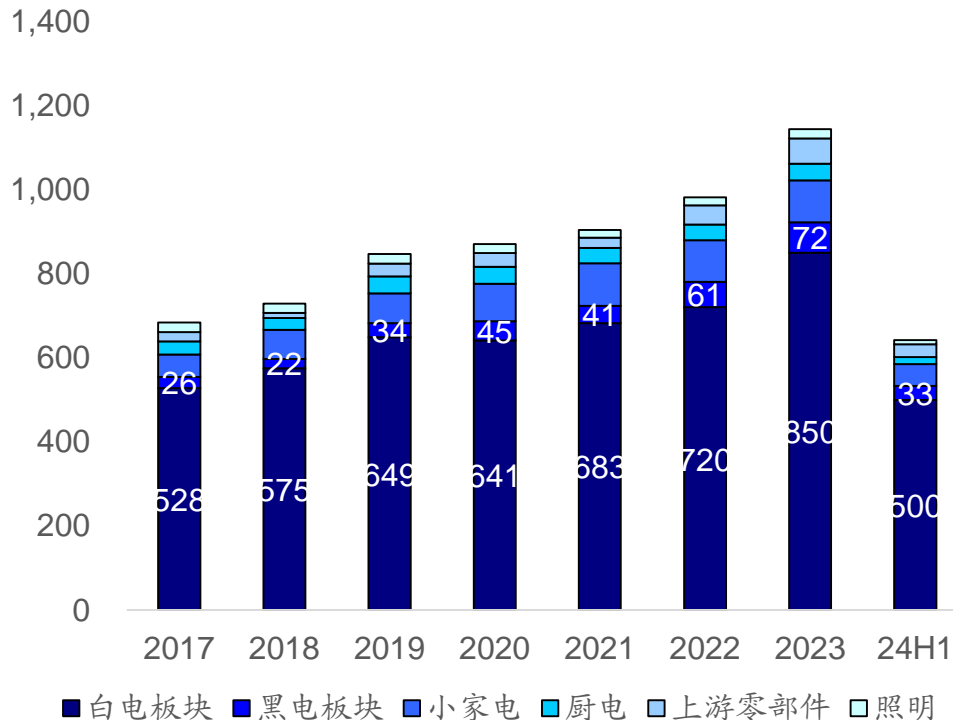


# 刚需白电表现稳健，拉动行业规模上行

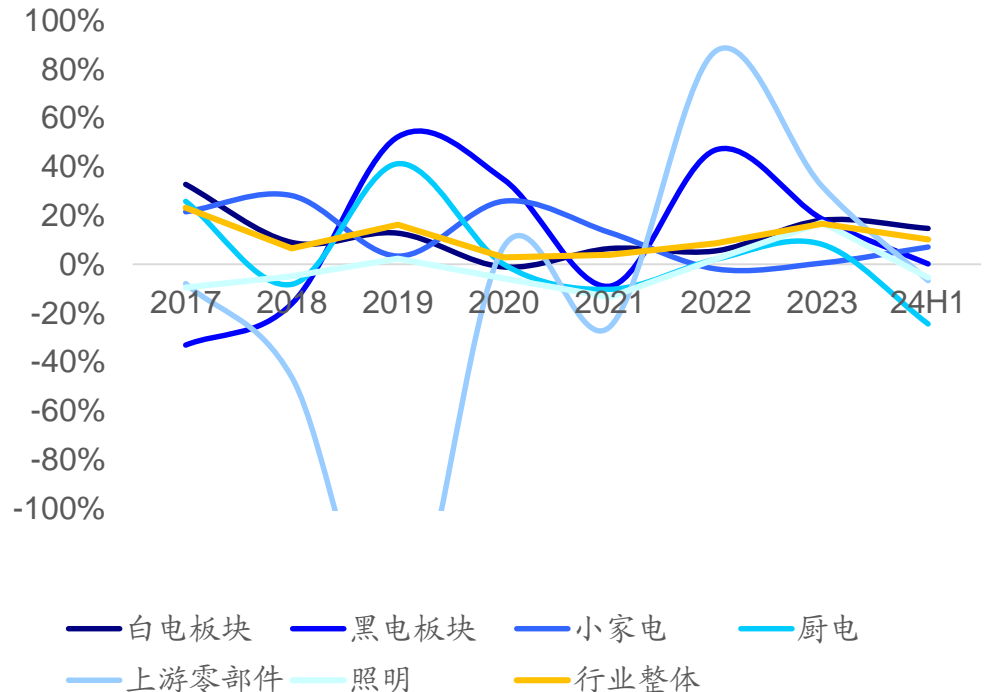
白电板块2024H1实现收入规模5178.4亿元，同比增长6.9%，实现净利润499.8亿元，同比增长14.7%；其中24Q1及24Q2单季度实现收入规模2431.5及2746.9亿元，分别同比增长9.2%/增长4.9%，24Q1及24Q2单季度实现利润规模198及283.8亿元，同比增长16.1%/增长13.3%。Q2收入端增速有所放缓，但整体利润率处于提升态势，推动净利润增速表现优于收入端增速。

黑电板块2024H1实现收入规模1003.3亿元，同比增长1.6%，实现净利润32.8亿元，同比增长0.2%；24Q1及24Q2单季度实现收入规模472.8及530.5亿元，分别同比增长0.7%/增长2.3%，24Q1及24Q2单季度实现利润规模13.3及11.1亿元，同比下降1.1%/下降-13.7%。24H1黑电下游整机行业受面板价格高位影响导致毛利率承压，我们认为后续屏价压力或将有所改善，叠加高端化稳步推进，行业龙头有望稳健修复利润率。

图：行业及板块净利润规模（亿元）



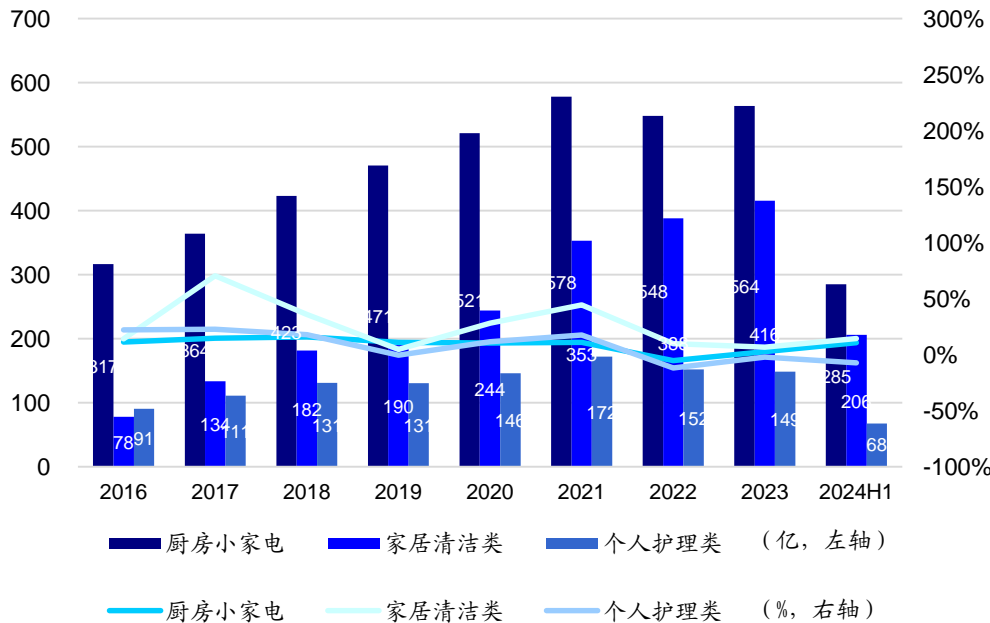
图：行业及板块利润规模增速（%）



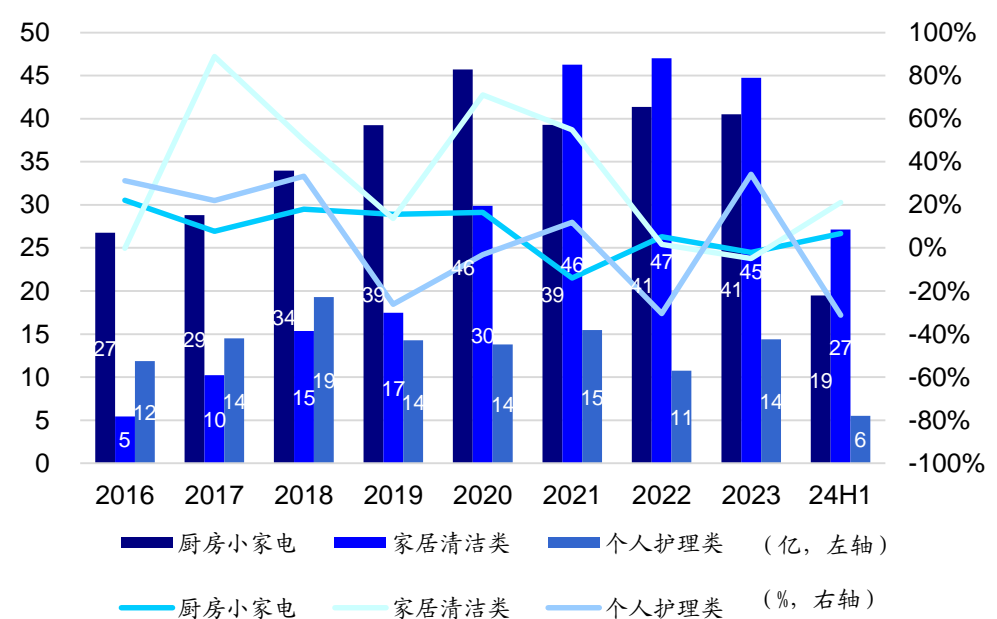
# 细分赛道成长承压

小家电2024H1实现收入规模559.2亿元，同比增长9.6%，实现净利润52.1亿元，同比增长7.1%，其中厨房小家电2024H1实现收入规模285.1亿元，同比增长10.9%，实现净利润19.5亿元，同比增长6.8%；家居清洁类2024H1实现收入规模206.4亿元，同比增长14.4%，实现净利润27.1亿元，同比增长21.1%；个人护理类2024H1实现收入规模67.8亿元，同比下降-7.2%，实现净利润5.5亿元，同比下降31.2%。小家电24Q1及24Q2单季度实现收入规模264.2及292.1亿元，分别同比增长12.6%/增长7%，24Q1及24Q2单季度实现利润规模24.1及27.1亿元，同比增长17.9%/下降1.7%。我们认为受益于产品内销渗透率提升，海外渠道拓展中资品牌份额强势，家居清洁仍旧是小家电增速最快的细分品类，厨房小家电外销补库及抢单实现快速增长，但内销可选品类增长承压，个护小家电除个别企业主动性战略调整导致收入下滑，多数个护品类因非刚需属性表现萎靡。

图：小家电细分收入及增速（亿元）



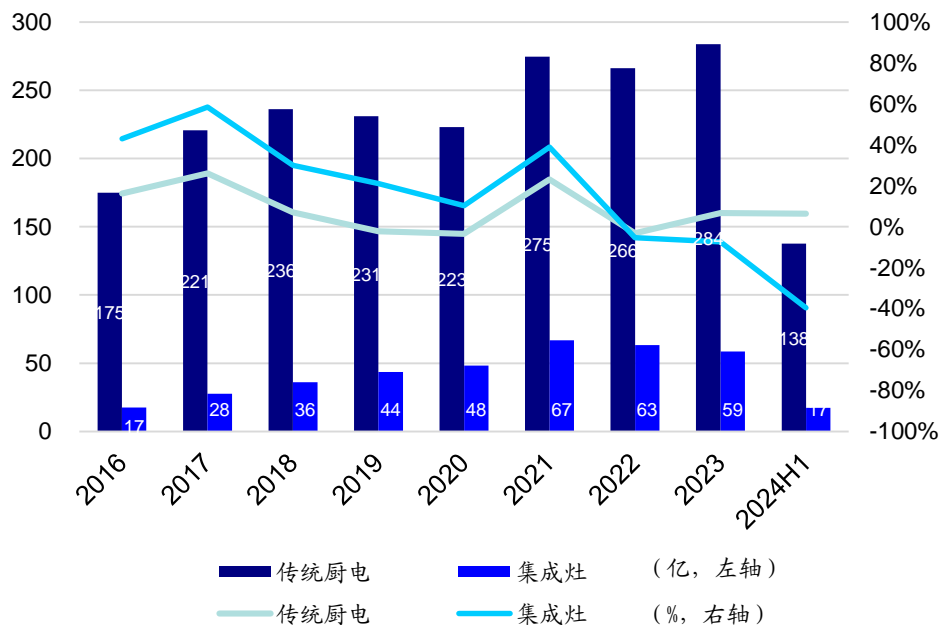
图：小家电细分净利润及增速（亿元）



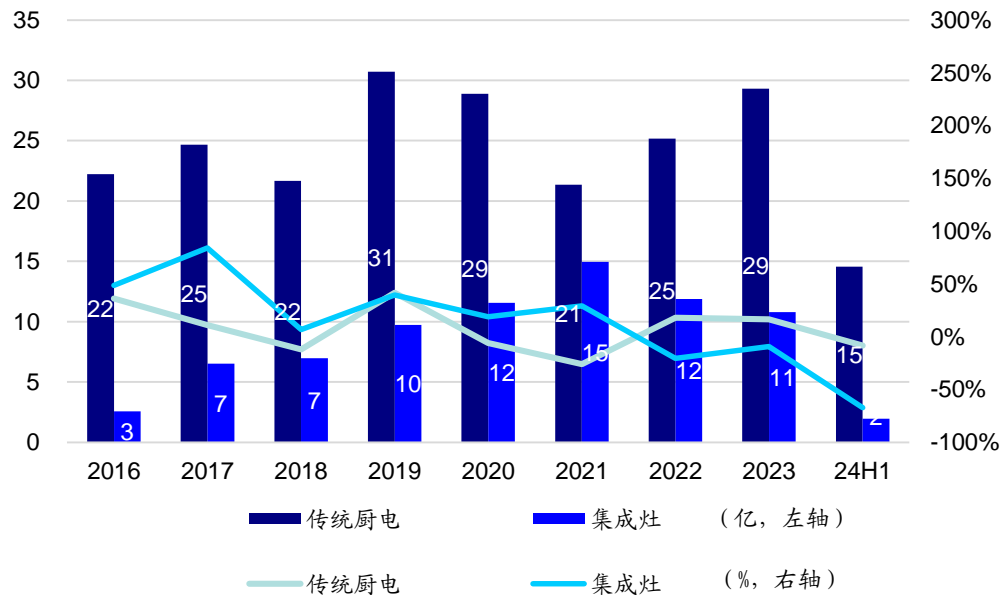
厨电2024H1实现收入规模155亿元，同比下降-2%，实现净利润16.5亿元，同比下降-24.4%；厨电24Q1及24Q2单季度实现收入规模71.9及83亿元，分别同比增长2.8%/下降5.7%，24Q1及24Q2单季度实现利润规模7.8及8.9亿元，同比下降5.7%/下降34.9%。

厨电板块细分中，集成灶24Q1及24Q2单季度实现收入规模8.7及9亿元，同比下降25%/下降49.4%，24Q1及24Q2单季度实现利润规模1.4及0.6亿元，同比下降38.9%/下降84.7%，下滑幅度高于行业整体。传统厨电也因地产相关性更强，表现弱于其他大家电：24Q1及24Q2单季度实现收入规模63.3及74亿元，同比增长8.2%/增长4.8%，24Q1及24Q2单季度实现利润规模6.4及8.3亿元，同比增长7.2%/下降16.8%。

图：厨电细分收入及增速（亿元）

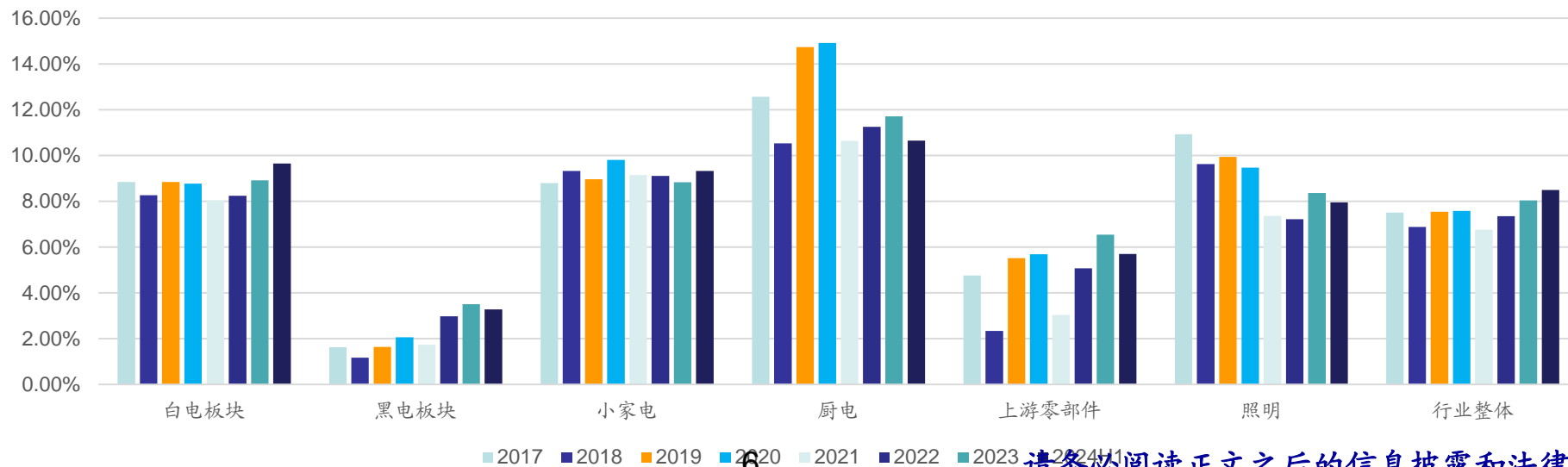
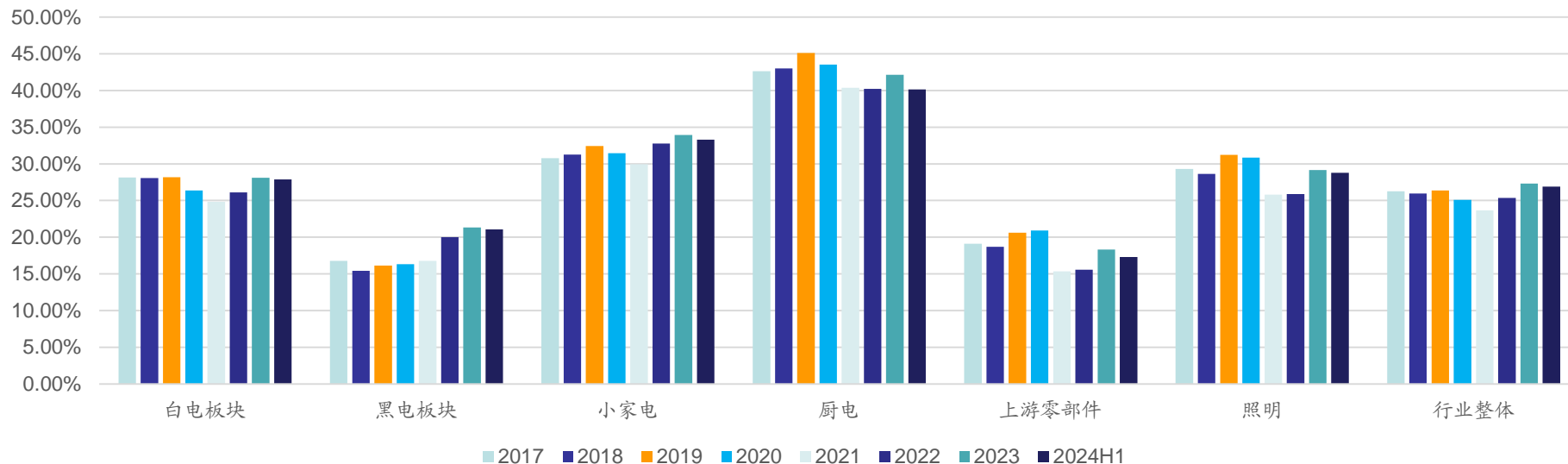


图：厨电细分净利润及增速（亿元）



# 盈利能力表现呈现分化态势

图：行业及板块毛利率及净利率变化



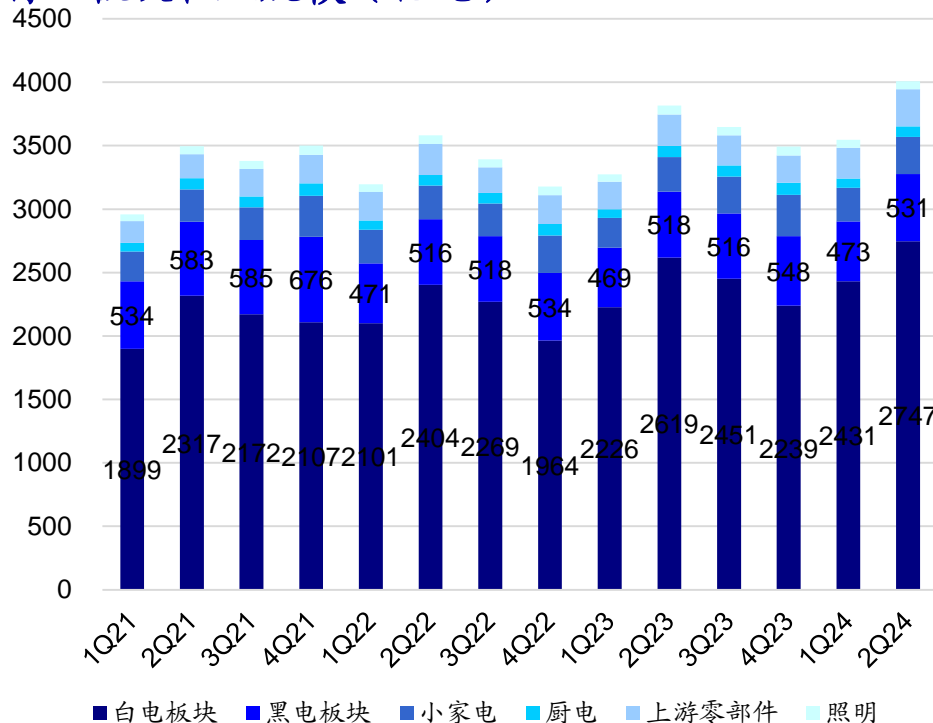
# Q2单季度收入及利润增速放缓

分季度看：白电及黑电为行业收入端规模权重板块：

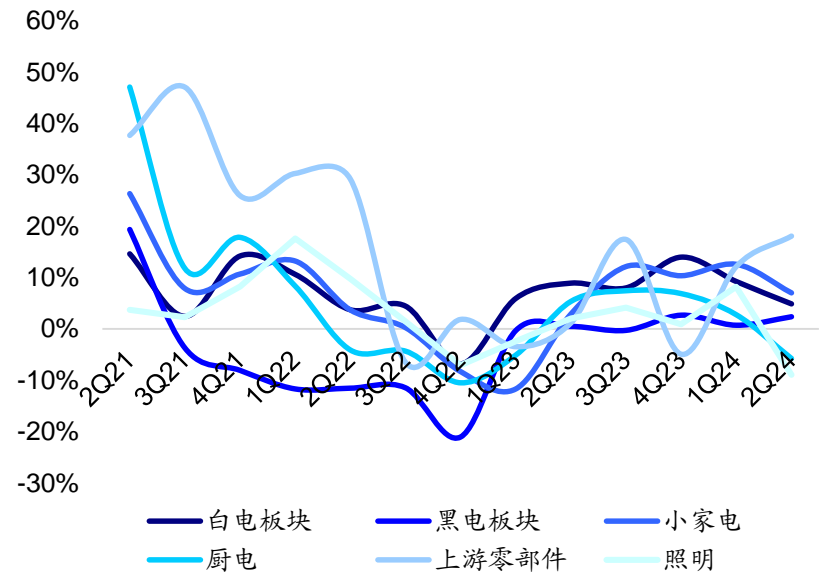
白电板块24Q1及24Q2单季度实现收入规模2431.5及2746.9亿元，分别同比增长9.2%/增长4.9%，24Q1及24Q2单季度实现利润规模198及283.8亿元，同比增长16.1%/增长13.3%。白电板块Q2单季度收入规模亦维持稳健增长水平，盈利能力保持提升态势。

黑电板块24Q1及24Q2单季度实现收入规模472.8及530.5亿元，分别同比增长0.7%/增长2.3%，24Q1及24Q2单季度实现利润规模13.3及11.1亿元，同比下降-1.1%/下降13.7%。黑电Q2收入端增速小幅提速，盈利能力有所波动。

图：行业板块收入规模（亿元）



图：行业板块收入规模增速（%）

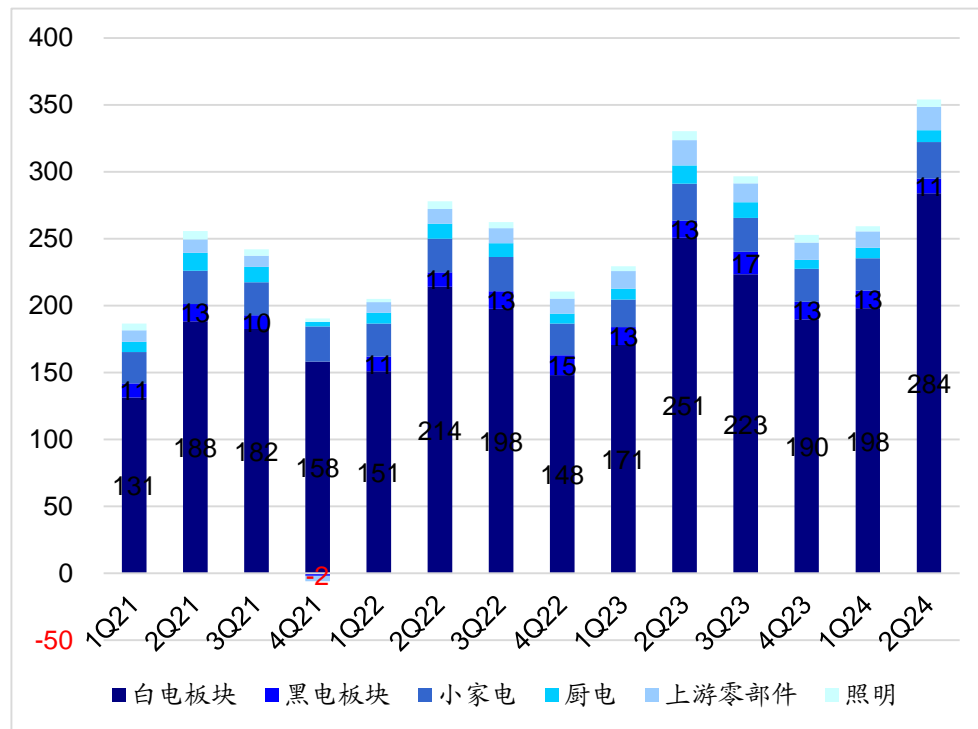


# Q2单季度收入及利润增速放缓

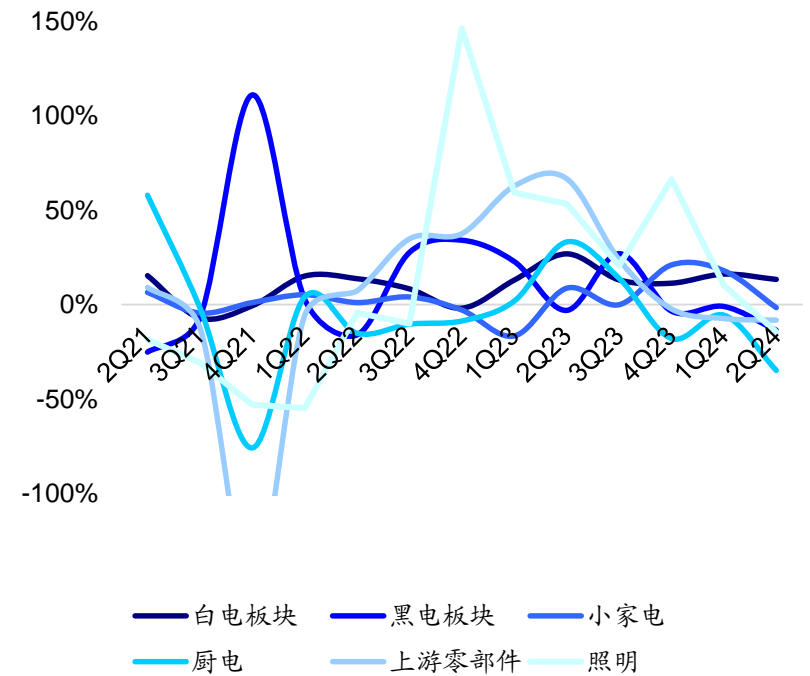
小家电24Q2利润规模有所下滑，厨电Q2收入端下降，利润降幅扩大。小家电24Q1及24Q2单季度实现收入规模264.2及292.1亿元，分别同比增长12.6%/增长7%，24Q1及24Q2单季度实现利润规模24.1及27.1亿元，同比增长17.9%/下降1.7%。

厨电24Q1及24Q2单季度实现收入规模71.9及83亿元，分别同比增长2.8%/下降5.7%，24Q1及24Q2单季度实现利润规模7.8及8.9亿元，同比下降5.7%/下降34.9%，Q2收入及利润增速有所下滑。

图：行业板块净利润规模（亿元）



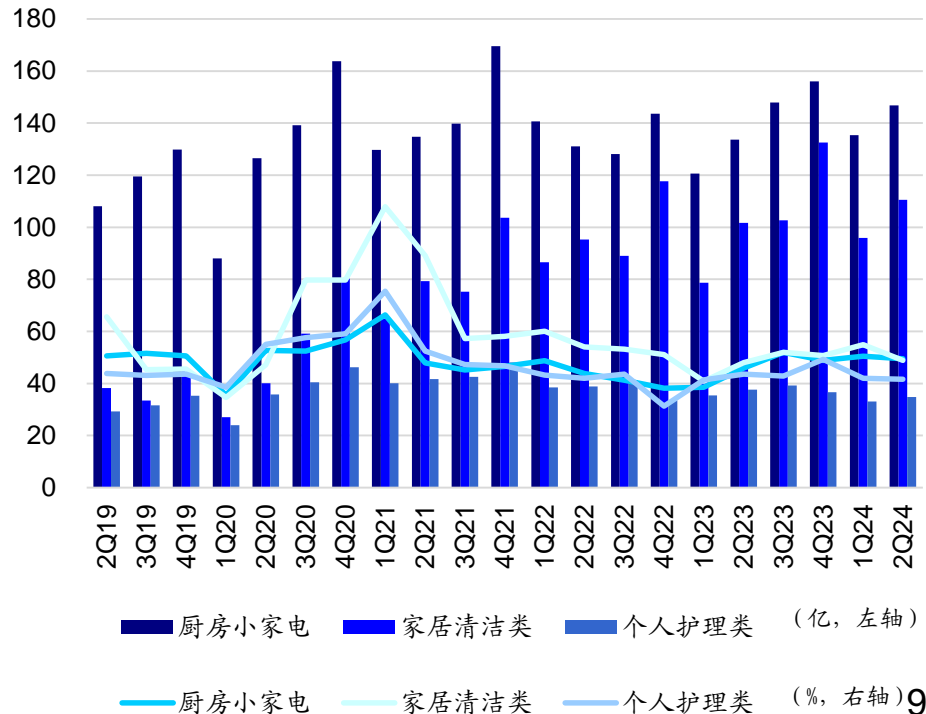
图：行业板块净利润规模增速（%）



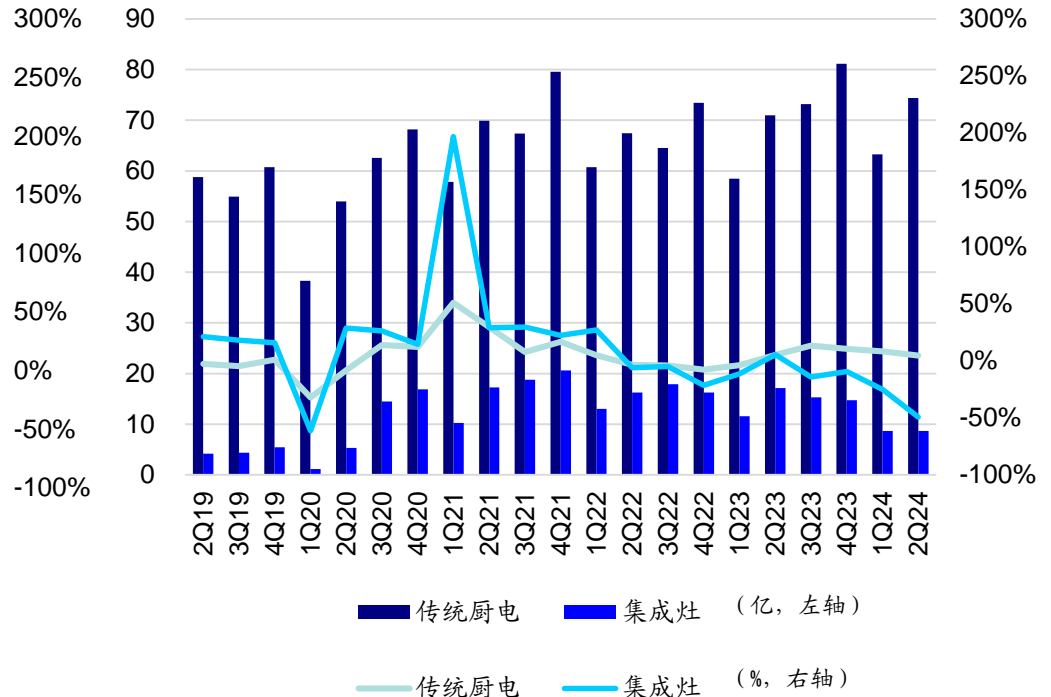
# Q2细分赛道负面影响加剧

- 小家电细分中：厨房小家电24Q1及24Q2单季度实现收入规模135.3及147亿元，同比增长12.2%/增长9.9%，24Q1及24Q2单季度实现利润规模10及8.8亿元，同比增长18.1%/下降5.6%；家居清洁类24Q1及24Q2单季度实现收入规模95.9及110亿元，同比增长21.9%/增长8.7%，24Q1及24Q2单季度实现利润规模11.3及15.9亿元，同比增长39.7%/增长10.5%；个人护理类24Q1及24Q2单季度实现收入规模33及35亿元，同比下降6.8%/下降7.5%，24Q1及24Q2单季度实现利润规模2.9及2.5亿元，同比下降27.1%/下降36.8%。
- 厨电细分中：传统厨电24Q1及24Q2单季度实现收入规模63.3及74亿元，同比增长8.2%/增长4.8%，24Q1及24Q2单季度实现利润规模6.4及8.3亿元，同比增长7.2%/下降16.8%。集成灶24Q1及24Q2单季度实现收入规模8.7及9亿元，同比下降25%/下降49.4%，24Q1及24Q2单季度实现利润规模1.4及0.6亿元，同比下降38.9%/下降84.7%。

图：小家电细分收入及利润规模增速



图：厨电细分收入及利润规模增速



资料来源: Wind, HTI

请务必阅读正文之后的信息披露和法律声明

# 白电推动行业盈利能力小幅提升

表：行业盈利能力表现回顾

行业:	毛利率	1Q23	2Q23	3Q23	4Q23	1Q24	2Q24	24Q2同比	24Q1同比
	白电板块	25.55%	28.04%	28.41%	30.42%	27.21%	28.43%	0.40%	1.67%
	黑电板块	13.44%	13.80%	14.40%	14.77%	13.67%	13.03%	-0.76%	0.23%
	小家电	34.09%	34.26%	33.90%	35.15%	33.40%	33.32%	-0.94%	-0.69%
	厨电	41.98%	42.58%	43.00%	41.11%	40.81%	39.54%	-3.04%	-1.17%
	上游零部件	16.53%	17.11%	19.04%	20.68%	17.28%	17.35%	0.24%	0.75%
	照明	26.38%	28.17%	29.67%	32.03%	27.60%	29.94%	1.78%	1.23%
	行业整体	24.19%	26.18%	26.64%	28.13%	25.47%	26.20%	0.02%	1.28%
其中：细分板块	毛利率	1Q23	2Q23	3Q23	4Q23	1Q24	2Q24	24Q2同比	24Q1同比
小家电	厨房小家电	27.00%	26.22%	26.02%	27.49%	26.17%	25.79%	-0.43%	-0.82%
	家居清洁类	39.59%	40.24%	40.75%	42.30%	38.85%	39.70%	-0.55%	-0.75%
	个人护理类	45.99%	46.64%	45.65%	41.89%	47.18%	44.85%	-1.79%	1.20%
厨电	传统厨电	40.89%	41.14%	41.92%	40.25%	40.17%	38.97%	-2.17%	-0.72%
	集成灶	47.54%	48.57%	48.14%	45.90%	45.52%	44.40%	-4.17%	-2.02%
行业:	净利率	1Q23	2Q23	3Q23	4Q23	1Q24	2Q24	24Q2同比	24Q1同比
	白电板块	7.66%	9.57%	9.11%	8.48%	8.14%	10.33%	0.76%	0.48%
	黑电板块	2.87%	2.48%	3.27%	2.37%	2.82%	2.09%	-0.39%	-0.05%
	小家电	8.71%	10.12%	8.76%	7.60%	9.12%	9.29%	-0.82%	0.41%
	厨电	11.76%	15.53%	13.22%	7.04%	10.80%	10.72%	-4.81%	-0.97%
	上游零部件	6.11%	7.67%	5.98%	5.97%	5.05%	5.96%	-1.71%	-1.07%
	照明	5.89%	9.43%	7.84%	8.28%	5.99%	8.85%	-0.58%	0.10%
	行业整体	7.00%	8.66%	8.13%	7.24%	7.31%	8.83%	0.18%	0.31%
其中：细分板块	净利率	1Q23	2Q23	3Q23	4Q23	1Q24	2Q24	24Q2同比	24Q1同比
小家电	厨房小家电	7.01%	6.97%	7.18%	7.03%	7.37%	5.98%	-0.98%	0.37%
	家居清洁类	10.25%	14.14%	10.46%	8.71%	11.75%	14.38%	0.24%	1.49%
	个人护理类	11.06%	10.43%	10.27%	6.01%	8.66%	7.13%	-3.30%	-2.40%
厨电	传统厨电	10.15%	14.14%	11.81%	6.10%	10.05%	11.22%	-2.92%	-0.10%
	集成灶	19.95%	21.28%	19.95%	12.23%	16.27%	6.41%	-14.86%	-3.68%

# 细分赛道收入表现疲软致使费用率同比提升

表：行业费用端表现回顾

行业:	销售费用率	1Q23	2Q23	3Q23	4Q23	1Q24	2Q24	24Q2同比	24Q1同比
白电板块		9.96%	10.43%	10.73%	12.56%	10.31%	10.52%	0.09%	0.35%
黑电板块		5.12%	5.32%	5.29%	5.98%	5.31%	4.80%	-0.53%	0.19%
小家电		15.10%	16.80%	14.45%	17.45%	14.79%	14.88%	-1.92%	-0.31%
厨电		21.90%	19.35%	21.23%	21.98%	21.59%	20.58%	1.23%	-0.32%
上游零部件		2.08%	2.11%	2.23%	3.26%	1.98%	1.88%	-0.23%	-0.10%
照明		9.18%	9.41%	10.73%	11.61%	9.83%	10.95%	1.54%	0.64%
行业整体		9.36%	9.84%	9.96%	11.65%	9.63%	9.67%	-0.17%	0.27%
其中：细分板块	销售费用率	1Q23	2Q23	3Q23	4Q23	1Q24	2Q24	24Q2同比	24Q1同比
小家电	厨房小家电	10.77%	11.39%	9.57%	12.06%	10.52%	10.65%	-0.74%	-0.25%
	家居清洁类	18.32%	20.40%	18.04%	21.90%	16.93%	16.84%	-3.56%	-1.39%
	个人护理类	22.68%	26.32%	23.45%	24.28%	26.10%	26.51%	0.20%	3.42%
厨电	传统厨电	22.99%	19.72%	21.97%	22.03%	21.99%	20.13%	0.41%	-1.00%
	集成灶	16.39%	17.82%	17.69%	21.67%	18.61%	24.40%	6.58%	2.22%
行业:	管理费用率	1Q23	2Q23	3Q23	4Q23	1Q24	2Q24	24Q2同比	24Q1同比
白电板块		3.26%	3.15%	3.62%	4.63%	3.33%	3.19%	0.04%	0.06%
黑电板块		2.20%	2.04%	1.85%	2.38%	2.14%	1.80%	-0.25%	-0.05%
小家电		4.41%	3.96%	3.93%	4.08%	4.16%	4.09%	0.13%	-0.26%
厨电		4.51%	3.87%	4.41%	5.32%	4.55%	4.53%	0.66%	0.04%
上游零部件		3.87%	3.67%	4.19%	5.87%	4.14%	3.97%	0.31%	0.27%
照明		5.01%	4.55%	4.68%	6.35%	5.43%	5.17%	0.61%	0.42%
行业整体		3.29%	3.13%	3.47%	4.35%	3.35%	3.19%	0.05%	0.06%
其中：细分板块	管理费用率	1Q23	2Q23	3Q23	4Q23	1Q24	2Q24	24Q2同比	24Q1同比
小家电	厨房小家电	4.14%	3.96%	3.80%	4.39%	3.93%	3.97%	0.00%	-0.21%
	家居清洁类	4.19%	3.22%	3.43%	3.02%	3.54%	3.45%	0.23%	-0.65%
	个人护理类	5.82%	5.92%	5.75%	6.60%	6.89%	6.61%	0.69%	1.07%
厨电	传统厨电	4.14%	3.84%	4.14%	5.17%	4.06%	4.01%	0.17%	-0.08%
	集成灶	6.42%	4.01%	5.73%	6.16%	8.18%	8.97%	4.96%	1.77%
行业:	财务费用率	1Q23	2Q23	3Q23	4Q23	1Q24	2Q24	24Q2同比	24Q1同比
白电板块		-0.48%	-0.90%	-0.62%	-0.75%	-0.11%	-0.80%	0.10%	0.37%
黑电板块		0.46%	-0.36%	0.58%	0.37%	0.48%	0.24%	0.60%	0.03%
小家电		0.48%	-3.10%	-0.09%	0.06%	-0.59%	-1.30%	1.80%	-1.07%
厨电		-0.79%	-1.22%	-0.90%	-0.92%	-1.46%	-1.03%	0.19%	-0.68%
上游零部件		0.95%	-1.52%	1.22%	0.53%	0.30%	0.19%	1.71%	-0.65%
照明		0.17%	-2.68%	-0.53%	-0.66%	-0.74%	-1.66%	1.02%	-0.90%
行业整体		-0.18%	-1.06%	-0.29%	-0.42%	-0.08%	-0.65%	0.42%	0.10%
其中：细分板块	财务费用率	1Q23	2Q23	3Q23	4Q23	1Q24	2Q24	24Q2同比	24Q1同比
小家电	厨房小家电	0.28%	-1.65%	-0.01%	0.18%	-0.60%	-0.63%	1.01%	-0.88%
	家居清洁类	0.36%	-5.17%	-0.56%	-0.09%	-0.85%	-2.50%	2.67%	-1.20%
	个人护理类	1.44%	-2.68%	0.84%	0.10%	0.20%	-0.27%	2.41%	-1.24%
厨电	传统厨电	-0.55%	-1.11%	-0.76%	-0.71%	-1.20%	-0.84%	0.26%	-0.65%
	集成灶	-1.98%	-1.70%	-1.57%	-2.09%	-3.39%	-2.60%	-0.91%	-1.41%

# 核心龙头业绩表现回顾

表：公司年度及季度收入增速

年度收入增速								季度收入增速							
	标的公司	2020	2021	2022	2023	2024H1		4Q22	1Q23	2Q23	3Q23	4Q23	1Q24	2Q24	
白电	美的集团	2%	20%	1%	8%	10%		-8%	6%	9%	7%	10%	10%	10%	
	海尔智家	4%	9%	7%	7%	3%		2%	8%	8%	6%	7%	6%	0%	
	格力电器	-15%	11%	0%	8%	0%		-17%	0%	6%	7%	18%	3%	-1%	
	海信家电	29%	40%	10%	15%	13%		-2%	6%	18%	17%	21%	21%	7%	
黑电	海信视像	15%	19%	-2%	17%	2%		3%	13%	34%	17%	9%	11%	-5%	
	极米科技	34%	43%	5%	-16%	-2%		-4%	-13%	-27%	-6%	-15%	-7%	4%	
	光峰科技	-2%	28%	2%	-13%	1%		-21%	-13%	-17%	-5%	-15%	-3%	4%	
	创维数字	-4%	27%	11%	-12%	-14%		-8%	-15%	-18%	-12%	1%	-3%	-23%	
小家电	兆驰股份	52%	12%	-33%	14%	23%		-6%	-1%	20%	29%	10%	11%	34%	
	苏泊尔	-6%	16%	-7%	6%	10%		-12%	-12%	7%	16%	14%	8%	11%	
	厨房小家电	九阳股份	20%	-6%	-3%	-6%	2%		-7%	-19%	2%	11%	-13%	9%	-4%
	新宝股份	45%	13%	-8%	7%	22%		-29%	-22%	1%	23%	31%	23%	21%	
	小熊电器	36%	-1%	14%	14%	-9%		14%	28%	25%	15%	-2%	-5%	-14%	
	家居清洁类	莱克电气	10%	27%	12%	-12%	15%		-1%	-22%	-16%	-4%	-6%	12%	19%
	科沃斯	36%	81%	17%	1%	-2%		7%	1%	8%	3%	-4%	7%	-10%	
	石头科技	8%	29%	14%	31%	31%		11%	-15%	42%	58%	33%	59%	16%	
	个人护理类	荣泰健康	-13%	29%	-23%	-7%	-7%		-41%	-32%	-6%	-11%	26%	4%	-16%
	飞科电器	-5%	12%	16%	9%	-13%		-20%	23%	12%	-8%	17%	-15%	-12%	
厨电	传统厨电	老板电器	5%	25%	1%	9%	-4%		-1%	4%	17%	7%	8%	3%	-10%
	华帝股份	-24%	28%	4%	7%	8%		-4%	6%	0%	7%	16%	16%	2%	
	万和电气	1%	20%	-12%	-8%	24%		-19%	-28%	-9%	8%	9%	24%	25%	
	集成灶	浙江美大	5%	22%	-15%	-9%	-41%		-31%	-18%	4%	-14%	-6%	-19%	-57%
	火星入	22%	44%	-2%	-6%	-32%		-12%	-9%	7%	-12%	-10%	-15%	-43%	
上游零部件	亿田智能	9%	72%	4%	-4%	-44%		-26%	-7%	7%	-7%	-10%	-44%	-44%	
	三花智控	7%	32%	33%	15%	9%		34%	18%	28%	19%	-3%	13%	6%	
照明	汉宇集团	9%	20%	-6%	3%	6%		-11%	0%	1%	9%	4%	4%	9%	
	欧普照明	-5%	11%	-18%	7%	-5%		-23%	3%	7%	7%	11%	5%	-13%	

# 核心龙头业绩表现回顾

表：公司年度及季度利润增速

年度利润增速								季度利润增速							
	标的公司	2020	2021	2022	2023	2024H1		4Q22	1Q23	2Q23	3Q23	4Q23	1Q24	2Q24	
白电	美的集团	12%	5%	3%	14%	14%		-1%	12%	16%	12%	18%	12%	16%	
	海尔智家	8%	47%	12%	13%	16%		-3%	13%	13%	13%	13%	20%	13%	
	格力电器	-10%	4%	6%	18%	12%		-16%	3%	15%	9%	44%	14%	10%	
	海信家电	-12%	-38%	48%	98%	35%		691%	131%	149%	106%	13%	59%	17%	
黑电	海信视像	115%	-5%	48%	25%	-20%		12%	108%	41%	15%	-18%	-25%	-12%	
	极米科技	188%	80%	4%	-76%	-96%		-6%	-57%	-73%	-111%	-80%	-73%	-125%	
	光峰科技	-39%	105%	-49%	-14%	-85%		28%	-24%	118%	18%	-190%	226%	-155%	
	创维数字	-39%	10%	95%	-27%	-43%		-24%	-44%	-29%	-40%	33%	-10%	-62%	
小家电	兆驰股份	58%	-81%	244%	39%	24%		121%	11%	94%	52%	19%	8%	41%	
	苏泊尔	-4%	5%	6%	5%	7%		8%	-19%	12%	28%	8%	7%	6%	
	厨房小家电	九阳股份	14%	-21%	-29%	-27%	-29%		-70%	-27%	-30%	-26%	1%	7%	-64%
		新宝股份	63%	-29%	21%	2%	12%		-40%	-22%	-17%	-5%	105%	25%	5%
		小熊电器	60%	-34%	36%	15%	-32%		54%	58%	63%	-14%	-11%	-9%	-86%
	家居清洁类	莱克电气	-35%	53%	96%	8%	1%		554%	-12%	44%	-35%	53%	36%	-16%
		科沃斯	431%	214%	-16%	-64%	4%		-15%	-23%	-43%	-92%	-99%	-9%	21%
		石头科技	75%	2%	-16%	73%	52%		-15%	-40%	96%	160%	110%	95%	35%
个人护理类	荣泰健康	-35%	22%	-31%	23%	6%		-19%	-36%	140%	19%	32%	67%	-28%	
	飞科电器	-7%	0%	28%	24%	-48%		-41%	35%	31%	-24%	138%	-44%	-53%	
厨电	传统厨电	老板电器	4%	-20%	18%	10%	-8%		3253%	6%	24%	7%	6%	2%	-18%
		华帝股份	-45%	-49%	-31%	212%	15%		-96%	16%	4%	152%	164%	35%	4%
		万和电气	2%	-41%	54%	3%	-14%		103%	-22%	10%	20%	66%	35%	-35%
	集成灶	浙江美大	18%	22%	-32%	3%	-55%		-63%	-17%	8%	2%	27%	-23%	-83%
		火星人	15%	37%	-16%	-21%	-70%		-7%	-19%	11%	8%	-74%	-25%	-95%
上游零部件	亿田智能	46%	46%	0%	-15%	-86%		-10%	-9%	30%	-3%	-92%	-89%	-85%	
	三花智控	3%	15%	53%	14%	9%		142%	33%	44%	22%	-19%	8%	9%	
照明	汉宇集团	25%	12%	-11%	19%	0%		-22%	5%	28%	-6%	67%	21%	-14%	
	欧普照明	-10%	13%	-14%	18%	-3%		-2%	48%	34%	21%	-5%	23%	-12%	

# 核心龙头业绩表现回顾

表：公司年度及季度毛利率

年度毛利率								季度毛利率								
	标的公司	2020	2021	2022	2023	2024H1			4Q22	1Q23	2Q23	3Q23	4Q23	1Q24	2Q24	
白电	美的集团	25%	22%	24%	26%	27%			23%	24%	26%	22%	29%	27%	27%	
	海尔智家	30%	31%	31%	32%	31%			32%	29%	32%	29%	34%	29%	32%	
	格力电器	26%	24%	26%	30%	30%			23%	27%	29%	23%	35%	29%	31%	
	海信家电	24%	20%	21%	22%	21%			21%	21%	22%	19%	22%	22%	21%	
黑电	海信视像	18%	16%	18%	17%	16%			16%	18%	16%	17%	17%	16%	16%	
	极米科技	32%	36%	36%	31%	29%			38%	35%	34%	38%	28%	28%	30%	
	光峰科技	29%	34%	33%	36%	31%			36%	35%	39%	33%	31%	32%	30%	
	创维数字	18%	16%	18%	17%	15%			17%	17%	16%	17%	17%	15%	14%	
小家电	厨房小家电	兆驰股份	15%	16%	17%	19%	18%			14%	18%	17%	14%	21%	18%	18%
		苏泊尔	26%	23%	26%	26%	24%			25%	25%	26%	25%	29%	24%	24%
		九阳股份	32%	28%	29%	26%	28%			30%	28%	26%	27%	27%	27%	29%
	家居清洁类	新宝股份	23%	18%	21%	23%	22%			17%	22%	22%	17%	23%	22%	22%
		小熊电器	32%	33%	36%	37%	37%			33%	40%	35%	37%	32%	39%	34%
		莱克电气	26%	22%	23%	26%	25%			22%	29%	28%	23%	23%	26%	24%
	个人护理类	科沃斯	43%	51%	52%	47%	49%			53%	51%	48%	50%	46%	47%	51%
		石头科技	51%	48%	49%	55%	54%			52%	50%	52%	47%	57%	56%	52%
厨电	传统厨电	荣泰健康	29%	27%	27%	31%	33%			27%	29%	33%	27%	28%	36%	31%
		飞科电器	41%	47%	54%	57%	56%			48%	56%	60%	54%	55%	57%	54%
		老板电器	56%	52%	50%	51%	49%			56%	55%	50%	53%	47%	51%	47%
	集成灶	华帝股份	43%	41%	40%	42%	41%			43%	40%	43%	39%	43%	42%	40%
		万和电气	29%	24%	27%	32%	33%			23%	30%	32%	27%	30%	32%	34%
		浙江美大	53%	52%	44%	47%	44%			55%	47%	47%	50%	46%	46%	42%
		火星人	52%	46%	45%	48%	46%			51%	47%	47%	44%	47%	46%	47%
亿田智能	46%	45%	47%	49%	44%			47%	49%	53%	44%	45%	45%	43%		
上游零部件	三花智控	30%	26%	26%	28%	27%			27%	26%	26%	23%	29%	27%	28%	
	汉宇集团	38%	31%	31%	34%	35%			33%	32%	34%	28%	33%	37%	33%	
照明	欧普照明	38%	33%	36%	40%	39%			38%	37%	39%	31%	43%	38%	40%	

# 核心龙头业绩表现回顾

表：公司年度及季度净利率

年度净利率								季度净利率								
	标的公司	2020	2021	2022	2023	2024H1			4Q22	1Q23	2Q23	3Q23	4Q23	1Q24	2Q24	
白电	美的集团	9%	8%	9%	9%	10%			9%	8%	10%	8%	7%	8%	11%	
	海尔智家	6%	6%	6%	6%	8%			7%	6%	8%	6%	5%	7%	8%	
	格力电器	12%	12%	12%	14%	14%			10%	12%	13%	11%	18%	13%	15%	
	海信家电	5%	3%	4%	6%	6%			2%	3%	4%	1%	2%	4%	4%	
黑电	海信视像	2%	3%	5%	5%	4%			2%	5%	3%	3%	3%	4%	3%	
	极米科技	4%	12%	12%	3%	0%			12%	6%	5%	12%	3%	2%	-1%	
	光峰科技	11%	9%	1%	1%	0%			17%	3%	10%	3%	-5%	10%	-5%	
	创维数字	7%	4%	7%	6%	4%			5%	5%	7%	8%	5%	5%	3%	
小家电	兆驰股份	9%	2%	8%	10%	10%			10%	10%	9%	9%	7%	10%	9%	
	苏泊尔	10%	9%	10%	10%	9%			7%	9%	9%	10%	14%	9%	8%	
	厨房小家电	九阳股份	9%	7%	5%	4%	4%			11%	6%	5%	7%	1%	6%	2%
	新宝股份	8%	6%	8%	7%	6%			4%	5%	7%	5%	6%	5%	6%	
	小熊电器	10%	8%	9%	9%	8%			7%	13%	7%	11%	9%	13%	1%	
	家居清洁类	莱克电气	9%	6%	11%	13%	13%			7%	10%	21%	9%	11%	12%	14%
	科沃斯	2%	15%	11%	4%	9%			16%	10%	7%	13%	0%	9%	9%	
	石头科技	19%	24%	18%	24%	25%			27%	18%	24%	25%	23%	22%	28%	
	个人护理类	荣泰健康	12%	9%	8%	11%	14%			10%	10%	13%	10%	9%	16%	11%
飞科电器	18%	16%	18%	20%	14%			19%	23%	22%	21%	18%	15%	12%		
厨电	传统厨电	老板电器	21%	13%	15%	15%	16%			18%	18%	16%	18%	11%	18%	14%
	华帝股份	13%	4%	3%	7%	10%			10%	8%	10%	7%	5%	9%	10%	
	万和电气	10%	5%	8%	9%	9%			16%	8%	20%	7%	1%	8%	10%	
	集成灶	浙江美大	27%	31%	25%	28%	21%			28%	30%	27%	29%	25%	28%	11%
	火星人	18%	16%	14%	11%	6%			17%	12%	14%	13%	4%	11%	1%	
亿田智能	15%	17%	16%	15%	5%			18%	18%	22%	18%	1%	4%	6%		
上游零部件	三花智控	13%	11%	12%	12%	11%			11%	11%	12%	9%	14%	10%	12%	
	汉宇集团	18%	20%	19%	22%	21%			17%	18%	26%	17%	23%	21%	21%	
照明	欧普照明	11%	10%	11%	12%	11%			14%	7%	15%	5%	12%	8%	15%	

# 板块龙头估值表现对比

表：板块主要个股估值对比表

	代码	公司	市值		EPS (元/股)			PE (倍)		
			收盘价 (元)	(亿元)	2023	2024E	2025E	2023	2024E	2025E
白电及上游 产业链	000333.sz	美的集团	63.59	4441.94	4.83	5.41	5.96	13.17	11.75	10.67
	600690.sh	海尔智家	25.25	2383.12	1.76	2.02	2.29	14.36	12.49	11.04
	000651.sz	格力电器	40.34	2271.71	5.15	5.63	6.09	7.83	7.17	6.63
	000921.sz	海信家电	26.01	360.50	2.05	2.43	2.80	12.71	10.71	9.30
	000521.sz	长虹美菱	8.65	89.09	0.72	0.82	0.95	12.02	10.53	9.11
	002668.sz	TCL智家	9.24	100.17	0.73	0.85	0.96	12.73	10.91	9.60
	002050.sz	三花智控	17.94	669.63	0.78	0.93	1.10	22.92	19.33	16.32
	688398.SH	赛特新材	12.54	21.04	0.63	0.95	1.37	19.83	13.27	9.16
小家电相关 细分	688169.SH	石头科技	238.98	440.82	11.12	13.59	15.97	21.49	17.58	14.96
	603486.SH	科沃斯	42.45	241.63	1.08	2.36	2.82	39.48	18.01	15.04
	002242.SZ	九阳股份	9.50	72.87	0.51	0.57	0.66	18.73	16.59	14.46
	002032.SZ	苏泊尔	51.55	413.19	2.72	2.92	3.19	18.96	17.65	16.15
	002959.SZ	小熊电器	38.44	60.30	2.84	2.85	3.19	13.54	13.48	12.04
	002705.SZ	新宝股份	12.77	104.48	1.19	1.35	1.52	10.69	9.44	8.41
	603868.SH	飞科电器	35.39	154.16	2.34	2.23	2.52	15.12	15.86	14.06
	605555.SH	德昌股份	16.65	62.00	0.87	1.11	1.39	19.24	15.05	11.96
603215.SH	比依股份	13.41	25.28	1.07	1.03	1.17	12.53	12.98	11.42	

# 板块龙头估值表现对比

表：板块主要个股估值对比表

代码	公司	收盘价 (元)	市值 (亿元)	EPS (元/股)			PE (倍)			
		2024/09/05	2023	2024E	2025E	2023	2024E	2025E		
黑电	600060.SH	海信视像	15.47	201.95	1.61	1.68	1.92	9.64	9.19	8.05
	1070.HK	TCL电子	4.82	121.51	0.29	0.52	0.63	16.34	9.22	7.64
	1810.HK	小米集团-W	18.54	4625.70	0.70	0.65	0.78	26.47	28.34	23.65
	688696.SH	极米科技	56.40	39.48	1.72	2.09	3.40	32.76	27.01	16.57
厨电及地 产相关后 周期	002508.SZ	老板电器	18.00	169.94	1.84	1.84	1.97	9.81	9.77	9.13
	002035.SZ	华帝股份	6.25	52.98	0.53	0.70	0.79	11.85	8.99	7.95
	603515.SH	欧普照明	14.82	110.44	1.24	1.26	1.39	11.95	11.73	10.64
	002543.SZ	万和电气	8.76	65.14	0.76	0.84	0.92	11.46	10.38	9.47
	002677.SZ	浙江美大	6.76	43.67	0.72	0.44	0.48	9.41	15.36	14.08
	300894.SZ	火星号	11.54	47.23	0.60	0.28	0.51	19.10	41.21	22.63
	605336.SH	帅丰电器	10.08	18.49	1.03	—	—	9.75	—	—
300911.SZ	亿田智能	20.64	28.56	1.29	0.47	0.72	15.96	43.91	28.67	

原材料价格波动。

行业内外销需求不及预期。

汇率波动及地缘政治影响

## 重要信息披露

本研究报告由海通国际分销，海通国际是由海通国际研究有限公司(HTIRL)，Haitong Securities India Private Limited (HSIPL)，Haitong International Japan K.K. (HTIJKK)和海通国际证券有限公司(HTISCL)的证券研究团队所组成的全球品牌，海通国际证券集团(HTISG)各成员分别在其许可的司法管辖区内从事证券活动。

### IMPORTANT DISCLOSURES

This research report is distributed by Haitong International, a global brand name for the equity research teams of Haitong International Research Limited (“HTIRL”), Haitong Securities India Private Limited (“HSIPL”), Haitong International Japan K.K. (“HTIJKK”), Haitong International Securities Company Limited (“HTISCL”), and any other members within the Haitong International Securities Group of Companies (“HTISG”), each authorized to engage in securities activities in its respective jurisdiction.

### HTIRL分析师认证Analyst Certification:

我，陈子仪，在此保证 (i) 本研究报告中的意见准确反映了我们对本研究中提及的任何或所有目标公司或上市公司的个人观点，并且 (ii) 我的报酬中没有任何部分与本研究报告中表达的具体建议或观点直接或间接相关；及就此报告中所讨论目标公司的证券，我们（包括我们的家属）在其中均不持有任何财务利益。我和我的家属（我已经告知他们）将不会在本研究报告发布后的3个工作日内交易此研究报告所讨论目标公司的证券。I, Ziyi Chen, certify that (i) the views expressed in this research report accurately reflect my personal views about any or all of the subject companies or issuers referred to in this research and (ii) no part of my compensation was, is or will be directly or indirectly related to the specific recommendations or views expressed in this research report; and that I (including members of my household) have no financial interest in the security or securities of the subject companies discussed. I and my household, whom I have already notified of this, will not deal in or trade any securities in respect of the issuer that I review within 3 business days after the research report is published.

我，朱默辰，在此保证 (i) 本研究报告中的意见准确反映了我们对本研究中提及的任何或所有目标公司或上市公司的个人观点，并且 (ii) 我的报酬中没有任何部分与本研究报告中表达的具体建议或观点直接或间接相关；及就此报告中所讨论目标公司的证券，我们（包括我们的家属）在其中均不持有任何财务利益。我和我的家属（我已经告知他们）将不会在本研究报告发布后的3个工作日内交易此研究报告所讨论目标公司的证券。I, Mochen Zhu, certify that (i) the views expressed in this research report accurately reflect my personal views about any or all of the subject companies or issuers referred to in this research and (ii) no part of my compensation was, is or will be directly or indirectly related to the specific recommendations or views expressed in this research report; and that I (including members of my household) have no financial interest in the security or securities of the subject companies discussed. I and my household, whom I have already notified of this, will not deal in or trade any securities in respect of the issuer that I review within 3 business days after the research report is published.

## 利益冲突披露 Conflict of Interest Disclosures

海通国际及其某些关联公司可从事投资银行业务和/或对本研究中的特定股票或公司进行做市或持有自营头寸。就本研究报告而言，以下是有关该等关系的披露事项（以下披露不能保证及时无遗漏，如需了解及时全面信息，请发邮件至ERD-Disclosure@htisec.com）

HTI and some of its affiliates may engage in investment banking and / or serve as a market maker or hold proprietary trading positions of certain stocks or companies in this research report. As far as this research report is concerned, the following are the disclosure matters related to such relationship (As the following disclosure does not ensure timeliness and completeness, please send an email to ERD-Disclosure@htisec.com if timely and comprehensive information is needed).

002705.CH 目前或过去12个月内是海通的客户。海通向客户提供非投资银行业务的证券相关业务服务。

002705.CH is/was a client of Haitong currently or within the past 12 months. The client has been provided for non-investment-banking securities-related services.

## 评级定义（从2020年7月1日开始执行）：

海通国际（以下简称“HTI”）采用相对评级系统来为投资者推荐我们覆盖的公司：优于大市、中性或弱于大市。投资者应仔细阅读HTI的评级定义。并且HTI发布分析师观点的完整信息，投资者应仔细阅读全文而非仅看评级。在任何情况下，分析师的评级和研究都不能作为投资建议。投资者的买卖股票的决策应基于各自情况（比如投资者的现有持仓）以及其他因素。

## 分析师股票评级

**优于大市**，未来12-18个月内预期相对基准指数涨幅在10%以上，基准定义如下

**中性**，未来12-18个月内预期相对基准指数变化不大，基准定义如下。根据FINRA/NYSE的评级分布规则，我们会将中性评级划入持有这一类别。

**弱于大市**，未来12-18个月内预期相对基准指数跌幅在10%以上，基准定义如下

**各地股票基准指数**：日本 – TOPIX, 韩国 – KOSPI, 台湾 – TAIEX, 印度 – Nifty100, 美国 – SP500; 其他所有中国概念股 – MSCI China.

## Ratings Definitions (from 1 Jul 2020):

Haitong International uses a relative rating system using Outperform, Neutral, or Underperform for recommending the stocks we cover to investors. Investors should carefully read the definitions of all ratings used in Haitong International Research. In addition, since Haitong International Research contains more complete information concerning the analyst's views, investors should carefully read Haitong International Research, in its entirety, and not infer the contents from the rating alone. In any case, ratings (or research) should not be used or relied upon as investment advice. An investor's decision to buy or sell a stock should depend on individual circumstances (such as the investor's existing holdings) and other considerations.

## Analyst Stock Ratings

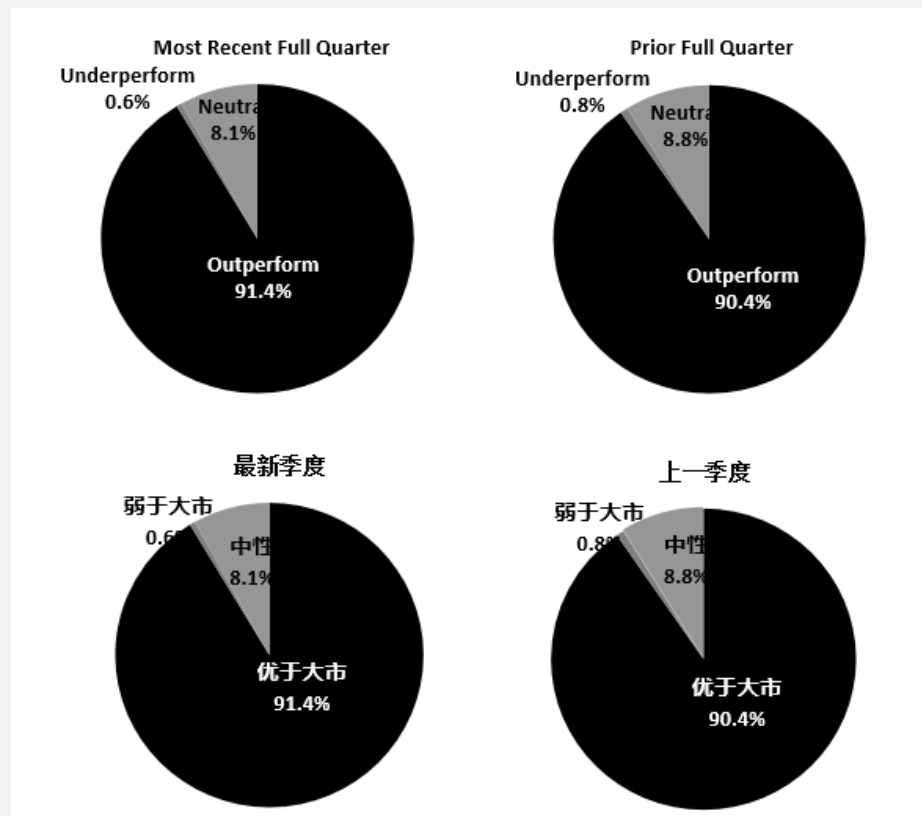
**Outperform:** The stock's total return over the next 12-18 months is expected to exceed the return of its relevant broad market benchmark, as indicated below.

**Neutral:** The stock's total return over the next 12-18 months is expected to be in line with the return of its relevant broad market benchmark, as indicated below. For purposes only of FINRA/NYSE ratings distribution rules, our Neutral rating falls into a hold rating category.

**Underperform:** The stock's total return over the next 12-18 months is expected to be below the return of its relevant broad market benchmark, as indicated below.

**Benchmarks for each stock's listed region are as follows:** Japan – TOPIX, Korea – KOSPI, Taiwan – TAIEX, India – Nifty100, US – SP500; for all other China-concept stocks – MSCI China.

## 评级分布 Rating Distribution



## 截至2024年6月30日海通国际股票研究评级分布

	优于大市	中性 (持有)	弱于大市
海通国际股票研究覆盖率	91.4%	8.1%	0.6%
投资银行客户*	3.1%	4.8%	0.0%

\*在每个评级类别里投资银行客户所占的百分比。

上述分布中的买入，中性和卖出分别对应我们当前优于大市，中性和落后大市评级。

只有根据FINRA/NYSE的评级分布规则，我们才将中性评级划入持有这一类别。请注意在上表中不包含非评级的股票。

### 此前的评级系统定义（直至2020年6月30日）：

**买入**，未来12-18个月内预期相对基准指数涨幅在10%以上，基准定义如下

**中性**，未来12-18个月内预期相对基准指数变化不大，基准定义如下。根据FINRA/NYSE的评级分布规则，我们会将中性评级划入持有这一类别。

**卖出**，未来12-18个月内预期相对基准指数跌幅在10%以上，基准定义如下

各地股票基准指数：日本 – TOPIX, 韩国 – KOSPI, 台湾 – TAIEX, 印度 – Nifty100; 其他所有中国概念股 – MSCI China.

### Haitong International Equity Research Ratings Distribution, as of June 30, 2024

	Outperform	Neutral (hold)	Underperform
HTI Equity Research Coverage	91.4%	8.1%	0.6%
IB clients*	3.1%	4.8%	0.0%

\*Percentage of investment banking clients in each rating category.

BUY, Neutral, and SELL in the above distribution correspond to our current ratings of Outperform, Neutral, and Underperform.

For purposes only of FINRA/NYSE ratings distribution rules, our Neutral rating falls into a hold rating category. Please note that stocks with an NR designation are not included in the table above.

### Previous rating system definitions (until 30 Jun 2020):

**BUY:** The stock's total return over the next 12-18 months is expected to exceed the return of its relevant broad market benchmark, as indicated below.

**NEUTRAL:** The stock's total return over the next 12-18 months is expected to be in line with the return of its relevant broad market benchmark, as indicated below. For purposes only of FINRA/NYSE ratings distribution rules, our Neutral rating falls into a hold rating category.

**SELL:** The stock's total return over the next 12-18 months is expected to be below the return of its relevant broad market benchmark, as indicated below.

**Benchmarks for each stock's listed region are as follows: Japan – TOPIX, Korea – KOSPI, Taiwan – TAIEX, India – Nifty100; for all other China-concept stocks – MSCI China.**

**海通国际非评级研究：**海通国际发布计量、筛选或短篇报告，并在报告中根据估值和其他指标对股票进行排名，或者基于可能的估值倍数提出建议价格。这种排名或建议价格并非为了进行股票评级、提出目标价格或进行基本面估值，而仅供参考使用。

**Haitong International Non-Rated Research:** Haitong International publishes quantitative, screening or short reports which may rank stocks according to valuation and other metrics or may suggest prices based on possible valuation multiples. Such rankings or suggested prices do not purport to be stock ratings or target prices or fundamental values and are for information only.

**海通国际A股覆盖：**海通国际可能会就沪港通及深港通的中国A股进行覆盖及评级。海通证券（600837.CH），海通国际于上海的母公司，也会于中国发布中国A股的研究报告。但是，海通国际使用与海通证券不同的评级系统，所以海通国际与海通证券的中国A股评级可能有所不同。

**Haitong International Coverage of A-Shares:** Haitong International may cover and rate A-Shares that are subject to the Hong Kong Stock Connect scheme with Shanghai and Shenzhen. Haitong Securities (HS; 600837 CH), the ultimate parent company of HTISG based in Shanghai, covers and publishes research on these same A-Shares for distribution in mainland China. However, the rating system employed by HS differs from that used by HTI and as a result there may be a difference in the HTI and HS ratings for the same A-share stocks.

**海通国际优质100 A股（Q100）指数：**海通国际Q100指数是一个包括100支由海通证券覆盖的优质中国A股的计量产品。这些股票是通过基于质量的筛选过程，并结合对海通证券A股团队自下而上的研究。海通国际每季对Q100指数成分作出复审。

**Haitong International Quality 100 A-share (Q100) Index:** HTI's Q100 Index is a quant product that consists of 100 of the highest-quality A-shares under coverage at HS in Shanghai. These stocks are carefully selected through a quality-based screening process in combination with a review of the HS A-share team's bottom-up research. The Q100 constituent companies are reviewed quarterly.

**盟浪义利 (FIN-ESG) 数据通免责声明条款:** 在使用盟浪义利 (FIN-ESG) 数据之前, 请务必仔细阅读本条款并同意本声明:

第一条 义利 (FIN-ESG) 数据系由盟浪可持续数字科技有限责任公司 (以下简称“本公司”) 基于合法取得的公开信息评估而成, 本公司对信息的准确性及完整性不作任何保证。对公司的评估结果仅供参考, 并不构成对任何个人或机构投资建议, 也不能作为任何个人或机构购买、出售或持有相关金融产品的依据。本公司不对任何个人或机构投资者因使用本数据表述的评估结果造成的任何直接或间接损失负责。

第二条 盟浪并不因收到此评估数据而将收件人视为客户, 收件人使用此数据时应根据自身实际情况作出自我独立判断。本数据所载内容反映的是盟浪在最初发布本数据日期当日的判断, 盟浪有权在不发出通知的情况下更新、修订与发出其他与本数据所载内容不一致或有不同结论的数据。除非另行说明, 本数据 (如财务业绩数据等) 仅代表过往表现, 过往的业绩表现不作为日后回报的预测。

第三条 本数据版权归本公司所有, 本公司依法保留各项权利。未经本公司事先书面许可授权, 任何个人或机构不得将本数据中的评估结果用于任何营利性目的, 不得对本数据进行修改、复制、编译、汇编、再次编辑、改编、删减、缩写、节选、发行、出租、展览、表演、放映、广播、信息网络传播、摄制、增加图标及说明等, 否则因此给盟浪或其他第三方造成损失的, 由用户承担相应的赔偿责任, 盟浪不承担责任。

第四条 如本免责声明未约定, 而盟浪网站平台载明的其他协议内容 (如《盟浪网站用户注册协议》《盟浪网用户服务协议》《盟浪网隐私政策》等) 有约定的, 则按其他协议的约定执行; 若本免责声明与其他协议约定存在冲突或不一致的, 则以本免责声明约定为准。

**SusallWave FIN-ESG Data Service Disclaimer:** Please read these terms and conditions below carefully and confirm your agreement and acceptance with these terms before using SusallWave FIN-ESG Data Service.

1. FIN-ESG Data is produced by SusallWave Digital Technology Co., Ltd. (In short, SusallWave)'s assessment based on legal publicly accessible information. SusallWave shall not be responsible for any accuracy and completeness of the information. The assessment result is for reference only. It is not for any investment advice for any individual or institution and not for basis of purchasing, selling or holding any relative financial products. We will not be liable for any direct or indirect loss of any individual or institution as a result of using SusallWave FIN-ESG Data.

2. SusallWave do not consider recipients as customers for receiving these data. When using the data, recipients shall make your own independent judgment according to your practical individual status. The contents of the data reflect the judgment of us only on the release day. We have right to update and amend the data and release other data that contains inconsistent contents or different conclusions without notification. Unless expressly stated, the data (e.g., financial performance data) represents past performance only and the past performance cannot be viewed as the prediction of future return.

3. The copyright of this data belongs to SusallWave, and we reserve all rights in accordance with the law. Without the prior written permission of our company, none of individual or institution can use these data for any profitable purpose. Besides, none of individual or institution can take actions such as amendment, replication, translation, compilation, re-editing, adaption, deletion, abbreviation, excerpts, issuance, rent, exhibition, performance, projection, broadcast, information network transmission, shooting, adding icons and instructions. If any loss of SusallWave or any third-party is caused by those actions, users shall bear the corresponding compensation liability. SusallWave shall not be responsible for any loss.

4. If any term is not contained in this disclaimer but written in other agreements on our website (e.g. User Registration Protocol of SusallWave Website, User Service (including authentication) Agreement of SusallWave Website, Privacy Policy of Susallwave Website), it should be executed according to other agreements. If there is any difference between this disclaimer and other agreements, this disclaimer shall be applied.

## 重要免责声明：

**非印度证券的研究报告：**本报告由海通国际证券集团有限公司（“HTISGL”）的全资附属公司海通国际研究有限公司（“HTIRL”）发行，该公司是根据香港证券及期货条例（第571章）持有第4类受规管活动（就证券提供意见）的持牌法团。该研究报告在HTISGL的全资附属公司Haitong International (Japan) K.K.（“HTIJKK”）的协助下发行，HTIJKK是由日本关东财务局监管为投资顾问。

**印度证券的研究报告：**本报告由从事证券交易、投资银行及证券分析及受Securities and Exchange Board of India（“SEBI”）监管的Haitong Securities India Private Limited（“HTSIPL”）所发行，包括制作及发布涵盖BSE Limited（“BSE”）和National Stock Exchange of India Limited（“NSE”）上市公司（统称为「印度交易所」）的研究报告。HTSIPL于2016年12月22日被收购并成为海通国际证券集团有限公司（“HTISG”）的一部分。

所有研究报告均以海通国际为名作为全球品牌，经许可由海通国际证券股份有限公司及/或海通国际证券集团的其他成员在其司法管辖区发布。

本文件所载信息和观点已被编译或源自可靠来源，但HTIRL、HTISCL或任何其他属于海通国际证券集团有限公司（“HTISG”）的成员对其准确性、完整性和正确性不做任何明示或暗示的声明或保证。本文件中所有观点均截至本报告日期，如有更改，恕不另行通知。本文件仅供参考使用。文件中提及的任何公司或其股票的说明并非意图展示完整的内容，本文件并非/不应被解释为对证券买卖的明示或暗示地出价或征价。在某些司法管辖区，本文件中提及的证券可能无法进行买卖。如果投资产品以投资者本国货币以外的币种进行计价，则汇率变化可能会对投资产生不利影响。过去的表现并不一定代表将来的结果。某些特定交易，包括设计金融衍生工具的，有产生重大风险的可能性，因此并不适合所有的投资者。您还应认识到本文件中的建议并非为您量身定制。分析师并未考虑到您自身的财务情况，如您的财务状况和风险偏好。因此您必须自行分析并在适用的情况下咨询自己的法律、税收、会计、金融和其他方面的专业顾问，以期在投资之前评估该项建议是否适合于您。若由于使用本文件所载的材料而产生任何直接或间接的损失，HTISG及其董事、雇员或代理人对此均不承担任何责任。

除对本文内容承担责任的分析师除外，HTISG及我们的关联公司、高级管理人员、董事和雇员，均可不时作为主事人就本文件所述的任何证券或衍生品持有长仓或短仓以及进行买卖。HTISG的销售员、交易员和其他专业人士均可向HTISG的相关客户和公司提供与本文件所述意见相反的口头或书面市场评论意见或交易策略。HTISG可做出与本文件所述建议或意见不一致的投资决策。但HTIRL没有义务来确保本文件的收件人了解到该等交易决定、思路或建议。

请访问海通国际网站 [www.equities.htisec.com](http://www.equities.htisec.com)，查阅更多有关海通国际为预防和避免利益冲突设立的组织和行政安排的内容信息。

**非美国分析师披露信息：**本项研究首页上列明的海通国际分析师并未在FINRA进行注册或者取得相应的资格，并且不受美国FINRA有关与本项研究目标公司进行沟通、公开露面和自营证券交易的第2241条规则之限制。

## IMPORTANT DISCLAIMER

**For research reports on non-Indian securities:** The research report is issued by Haitong International Research Limited (“HTIRL”), a wholly owned subsidiary of Haitong International Securities Group Limited (“HTISGL”) and a licensed corporation to carry on Type 4 regulated activity (advising on securities) for the purpose of the Securities and Futures Ordinance (Cap. 571) of Hong Kong, with the assistance of Haitong International (Japan) K.K. (“HTIJKK”), a wholly owned subsidiary of HTISGL and which is regulated as an Investment Adviser by the Kanto Finance Bureau of Japan.

**For research reports on Indian securities:** The research report is issued by Haitong Securities India Private Limited (“HSIPL”), an Indian company and a Securities and Exchange Board of India (“SEBI”) registered Stock Broker, Merchant Banker and Research Analyst that, inter alia, produces and distributes research reports covering listed entities on the BSE Limited (“BSE”) and the National Stock Exchange of India Limited (“NSE”) (collectively referred to as “Indian Exchanges”). HSIPL was acquired and became part of the Haitong International Securities Group of Companies (“HTISG”) on 22 December 2016.

All the research reports are globally branded under the name Haitong International and approved for distribution by Haitong International Securities Company Limited (“HTISCL”) and/or any other members within HTISG in their respective jurisdictions.

The information and opinions contained in this research report have been compiled or arrived at from sources believed to be reliable and in good faith but no representation or warranty, express or implied, is made by HTIRL, HTISCL, HSIPL, HTIJKK or any other members within HTISG from which this research report may be received, as to their accuracy, completeness or correctness. All opinions expressed herein are as of the date of this research report and are subject to change without notice. This research report is for information purpose only. Descriptions of any companies or their securities mentioned herein are not intended to be complete and this research report is not, and should not be construed expressly or impliedly as, an offer to buy or sell securities. The securities referred to in this research report may not be eligible for purchase or sale in some jurisdictions. If an investment product is denominated in a currency other than an investor's home currency, a change in exchange rates may adversely affect the investment. Past performance is not necessarily indicative of future results. Certain transactions, including those involving derivatives, give rise to substantial risk and are not suitable for all investors. You should also bear in mind that recommendations in this research report are not tailor-made for you. The analyst has not taken into account your unique financial circumstances, such as your financial situation and risk appetite. You must, therefore, analyze and should, where applicable, consult your own legal, tax, accounting, financial and other professional advisers to evaluate whether the recommendations suits you before investment. Neither HTISG nor any of its directors, employees or agents accepts any liability whatsoever for any direct or consequential loss arising from any use of the materials contained in this research report.

HTISG and our affiliates, officers, directors, and employees, excluding the analysts responsible for the content of this document, will from time to time have long or short positions in, act as principal in, and buy or sell, the securities or derivatives, if any, referred to in this research report. Sales, traders, and other professionals of HTISG may provide oral or written market commentary or trading strategies to the relevant clients and the companies within HTISG that reflect opinions that are contrary to the opinions expressed in this research report. HTISG may make investment decisions that are inconsistent with the recommendations or views expressed in this research report. HTI is under no obligation to ensure that such other trading decisions, ideas or recommendations are brought to the attention of any recipient of this research report.

Please refer to HTI's website [www.equities.htisec.com](http://www.equities.htisec.com) for further information on HTI's organizational and administrative arrangements set up for the prevention and avoidance of conflicts of interest with respect to Research.

**Non U.S. Analyst Disclosure:** The HTI analyst(s) listed on the cover of this Research is (are) not registered or qualified as a research analyst with FINRA and are not subject to U.S. FINRA Rule 2241 restrictions on communications with companies that are the subject of the Research; public appearances; and trading securities by a research analyst.

## 分发和地区通知：

除非下文另有规定，否则任何希望讨论本报告或者就本项研究中讨论的任何证券进行任何交易的收件人均应联系其所在国家或地区的海通国际销售人员。

**香港投资者的通知事项：**海通国际证券股份有限公司(“HTISCL”)负责分发该研究报告，HTISCL是在香港有权实施第1类受规管活动（从事证券交易）的持牌公司。该研究报告并不构成《证券及期货条例》（香港法例第571章）（以下简称“SFO”）所界定的要约邀请，证券要约或公众要约。本研究报告仅提供给SFO所界定的“专业投资者”。本研究报告未经过证券及期货事务监察委员会的审查。您不应仅根据本研究报告中所载的信息做出投资决定。本研究报告的收件人就研究报告中产生或与之相关的任何事宜请联系HTISCL销售人员。

**美国投资者的通知事项：**本研究报告由HTIRL，HSIPL或HTIJKK编写。HTIRL，HSIPL，HTIJKK以及任何非HTISG美国联营公司，均未在美国注册，因此不受美国关于研究报告编制和研究分析人员独立性规定的约束。本研究报告提供给依照1934年“美国证券交易法”第15a-6条规定的豁免注册的「美国主要机构投资者」（“Major U.S. Institutional Investor”）和「机构投资者」（“U.S. Institutional Investors”）。在向美国机构投资者分发研究报告时，Haitong International Securities (USA) Inc.（“HTI USA”）将对报告的内容负责。任何收到本研究报告的美国投资者，希望根据本研究报告提供的信息进行任何证券或相关金融工具买卖的交易，只能通过HTI USA。HTI USA位于340 Madison Avenue, 12th Floor, New York, NY 10173，电话（212）351-6050。HTI USA是在美国于U.S. Securities and Exchange Commission（“SEC”）注册的经纪商，也是Financial Industry Regulatory Authority, Inc.（“FINRA”）的成员。HTIUSA不负责编写本研究报告，也不负责其中包含的分析。在任何情况下，收到本研究报告的任何美国投资者，不得直接与分析师直接联系，也不得通过HSIPL，HTIRL或HTIJKK直接进行买卖证券或相关金融工具的交易。本研究报告中出现的HSIPL，HTIRL或HTIJKK分析师没有注册或具备FINRA的研究分析师资格，因此可能不受FINRA第2241条规定的与目标公司的交流，公开露面和分析师账户持有的交易证券等限制。投资本研究报告中讨论的任何非美国证券或相关金融工具（包括ADR）可能存在一定风险。非美国发行的证券可能没有注册，或不受美国法规的约束。有关非美国证券或相关金融工具的信息可能有限制。外国公司可能不受审计和汇报的标准以及与美国境内生效相符的监管要求。本研究报告中以美元以外的其他货币计价的任何证券或相关金融工具的投资或收益的价值受汇率波动的影响，可能对该等证券或相关金融工具的价值或收入产生正面或负面影响。美国收件人的所有问询请联系：

Haitong International Securities (USA) Inc.  
340 Madison Avenue, 12th Floor  
New York, NY 10173  
联系人电话：(212) 351 6050

## DISTRIBUTION AND REGIONAL NOTICES

Except as otherwise indicated below, any Recipient wishing to discuss this research report or effect any transaction in any security discussed in HTI's research should contact the Haitong International salesperson in their own country or region.

**Notice to Hong Kong investors:** The research report is distributed by Haitong International Securities Company Limited ("HTISCL"), which is a licensed corporation to carry on Type 1 regulated activity (dealing in securities) in Hong Kong. This research report does not constitute a solicitation or an offer of securities or an invitation to the public within the meaning of the SFO. This research report is only to be circulated to "Professional Investors" as defined in the SFO. This research report has not been reviewed by the Securities and Futures Commission. You should not make investment decisions solely on the basis of the information contained in this research report. Recipients of this research report are to contact HTISCL salespersons in respect of any matters arising from, or in connection with, the research report.

**Notice to U.S. investors:** As described above, this research report was prepared by HTIRL, HSIPL or HTIJKK. Neither HTIRL, HSIPL, HTIJKK, nor any of the non U.S. HTISG affiliates is registered in the United States and, therefore, is not subject to U.S. rules regarding the preparation of research reports and the independence of research analysts. This research report is provided for distribution to "major U.S. institutional investors" and "U.S. institutional investors" in reliance on the exemption from registration provided by Rule 15a-6 of the U.S. Securities Exchange Act of 1934, as amended. When distributing research reports to "U.S. institutional investors," HTI USA will accept the responsibilities for the content of the reports. Any U.S. recipient of this research report wishing to effect any transaction to buy or sell securities or related financial instruments based on the information provided in this research report should do so only through Haitong International Securities (USA) Inc. ("HTI USA"), located at 340 Madison Avenue, 12th Floor, New York, NY 10173, USA; telephone (212) 351 6050. HTI USA is a broker-dealer registered in the U.S. with the U.S. Securities and Exchange Commission (the "SEC") and a member of the Financial Industry Regulatory Authority, Inc. ("FINRA"). HTI USA is not responsible for the preparation of this research report nor for the analysis contained therein. Under no circumstances should any U.S. recipient of this research report contact the analyst directly or effect any transaction to buy or sell securities or related financial instruments directly through HSIPL, HTIRL or HTIJKK. The HSIPL, HTIRL or HTIJKK analyst(s) whose name appears in this research report is not registered or qualified as a research analyst with FINRA and, therefore, may not be subject to FINRA Rule 2241 restrictions on communications with a subject company, public appearances and trading securities held by a research analyst account. Investing in any non-U.S. securities or related financial instruments (including ADRs) discussed in this research report may present certain risks. The securities of non-U.S. issuers may not be registered with, or be subject to U.S. regulations. Information on such non-U.S. securities or related financial instruments may be limited. Foreign companies may not be subject to audit and reporting standards and regulatory requirements comparable to those in effect within the U.S. The value of any investment or income from any securities or related financial instruments discussed in this research report denominated in a currency other than U.S. dollars is subject to exchange rate fluctuations that may have a positive or adverse effect on the value of or income from such securities or related financial instruments. All inquiries by U.S. recipients should be directed to:

Haitong International Securities (USA) Inc.  
340 Madison Avenue, 12<sup>th</sup> Floor  
New York, NY 10173  
Attn: Sales Desk at (212) 351 6050

**中华人民共和国的通知事项：**在中华人民共和国（下称“中国”，就本报告目的而言，不包括香港特别行政区、澳门特别行政区和台湾）只有根据适用的中国法律法规而收到该材料的人员方可使用该材料。并且根据相关法律法规，该材料中的信息并不构成“在中国从事生产、经营活动”。本文件在中国并不构成相关证券的公共发售或认购。无论根据法律规定或其他任何规定，在取得中国政府所有的批准或许可之前，任何法人或自然人均不得直接或间接地购买本材料中的任何证券或任何实益权益。接收本文件的人员须遵守上述限制性规定。

**加拿大投资者的通知事项：**在任何情况下该等材料均不得被解释为在任何加拿大的司法管辖区内出售证券的要约或认购证券的要约邀请。本材料中所述证券在加拿大的任何要约或出售行为均只能在豁免向有关加拿大证券监管机构提交招股说明书的前提下由Haitong International Securities (USA) Inc. (“HTI USA”) 予以实施，该公司是一家根据National Instrument 31-103 Registration Requirements, Exemptions and Ongoing Registrant Obligations (“NI 31-103”) 的规定得到「国际交易商豁免」 (“International Dealer Exemption”) 的交易商，位于艾伯塔省、不列颠哥伦比亚省、安大略省和魁北克省。在加拿大，该等材料在任何情况下均不得被解释为任何证券的招股说明书、发行备忘录、广告或公开发售。加拿大的任何证券委员会或类似的监管机构均未审查或以任何方式批准该等材料、其中所载的信息或所述证券的优点，任何与此相反的声明即属违法。在收到该等材料时，每个加拿大的收件人均将被视为属于National Instrument 45-106 Prospectus Exemptions第1.1节或者Securities Act (Ontario)第73.3(1)节所规定的「认可投资者」 (“Accredited Investor”)，或者在适用情况下National Instrument 31-103第1.1节所规定的「许可投资者」 (“Permitted Investor”)。

**新加坡投资者的通知事项：**本研究报告由Haitong International Securities (Singapore) Pte Ltd (“HTISSPL”) 于新加坡提供。HTISSPL是符合《财务顾问法》2001 (“FAA”) 定义的豁免财务顾问，可 (a) 提供关于证券，集体投资计划的部分，交易所衍生品合约和场外衍生品合约的建议 (b) 发行或公布有关证券、交易所衍生品合约和场外衍生品合约的研究分析或研究报告。本研究报告仅提供给符合《证券及期货法》2001第4A条项下规定的机构投资者。对于因本研究报告而产生的或与之相关的任何问题，本研究报告的收件人应通过以下信息与HTISSPL联系：

Haitong International Securities (Singapore) Pte. Ltd  
10 Collyer Quay, #19-01 - #19-05 Ocean Financial Centre, Singapore 049315  
电话: (65) 6713 0473

**日本投资者的通知事项：**本研究报告由海通国际证券有限公司所发布，旨在分发给从事投资管理的金融服务提供商或注册金融机构（根据日本金融机构和交易法（“FIEL”）第61（1）条，第17-11（1）条的执行及相关条款）。

**英国及欧盟投资者的通知事项：**本报告由从事投资顾问的Haitong International Securities Company Limited所发布，本报告只面向有投资相关经验的专业客户发布。任何投资或与本报告相关的投资行为只面对此类专业客户。没有投资经验或相关投资经验的客户不得依赖本报告。Haitong International Securities Company Limited的分支机构的净长期或短期金融权益可能超过本研究报告中提及的实体已发行股本总额的0.5%。特别提醒有些英文报告有可能此前已经通过中文或其它语言完成发布。

**澳大利亚投资者的通知事项：**Haitong International Securities (Singapore) Pte Ltd, Haitong International Securities Company Limited和Haitong International Securities (UK) Limited分别根据澳大利亚证券和投资委员会（以下简称“ASIC”）第03/1102、03/1103或03/1099号规章在澳大利亚分发本项研究，该等规章免除了根据2001年《公司法》在澳大利亚为批发客户提供金融服务时海通国际需持有澳大利亚金融服务许可的要求。ASIC的规章副本可在以下网站获取：[www.legislation.gov.au](http://www.legislation.gov.au)。海通国际提供的金融服务受外国法律法规规定的管制，该等法律与在澳大利亚所适用的法律存在差异。

**印度投资者的通知事项：**本报告由从事证券交易、投资银行及证券分析及受Securities and Exchange Board of India（“SEBI”）监管的Haitong Securities India Private Limited（“HTSIPL”）所发布，包括制作及发布涵盖BSE Limited（“BSE”）和National Stock Exchange of India Limited（“NSE”）（统称为「印度交易所」）研究报告。

研究机构名称: Haitong Securities India Private Limited

SEBI 研究分析师注册号: INH000002590

地址: 1203A, Floor 12A, Tower 2A, One World Center

841 Senapati Bapat Marg, Elphinstone Road, Mumbai 400 013, India

CIN U74140MH2011FTC224070

电话: +91 22 43156800 传真: +91 22 24216327

合规和申诉办公室联系人: Prasanna Chandwaskar ; 电话: +91 22 43156803; 电子邮箱: [prasanna.chandwaskar@htisec.com](mailto:prasanna.chandwaskar@htisec.com)

“请注意，SEBI 授予的注册和 NISM 的认证并不保证中介的表现或为投资者提供任何回报保证”。

本项研究仅供收件人使用，未经海通国际的书面同意不得予以复制和再次分发。

版权所有：海通国际证券集团有限公司2019年。保留所有权利。

**People's Republic of China (PRC):** In the PRC, the research report is directed for the sole use of those who receive the research report in accordance with the applicable PRC laws and regulations. Further, the information on the research report does not constitute "production and business activities in the PRC" under relevant PRC laws. This research report does not constitute a public offer of the security, whether by sale or subscription, in the PRC. Further, no legal or natural persons of the PRC may directly or indirectly purchase any of the security or any beneficial interest therein without obtaining all prior PRC government approvals or licenses that are required, whether statutorily or otherwise. Persons who come into possession of this research are required to observe these restrictions.

**Notice to Canadian Investors:** Under no circumstances is this research report to be construed as an offer to sell securities or as a solicitation of an offer to buy securities in any jurisdiction of Canada. Any offer or sale of the securities described herein in Canada will be made only under an exemption from the requirements to file a prospectus with the relevant Canadian securities regulators and only by Haitong International Securities (USA) Inc., a dealer relying on the "international dealer exemption" under National Instrument 31-103 Registration Requirements, Exemptions and Ongoing Registrant Obligations ("NI 31-103") in Alberta, British Columbia, Ontario and Quebec. This research report is not, and under no circumstances should be construed as, a prospectus, an offering memorandum, an advertisement or a public offering of any securities in Canada. No securities commission or similar regulatory authority in Canada has reviewed or in any way passed upon this research report, the information contained herein or the merits of the securities described herein and any representation to the contrary is an offence. Upon receipt of this research report, each Canadian recipient will be deemed to have represented that the investor is an "accredited investor" as such term is defined in section 1.1 of National Instrument 45-106 Prospectus Exemptions or, in Ontario, in section 73.3(1) of the Securities Act (Ontario), as applicable, and a "permitted client" as such term is defined in section 1.1 of NI 31-103, respectively.

**Notice to Singapore investors:** This research report is provided in Singapore by or through Haitong International Securities (Singapore) Pte Ltd ("HTISSPL"). HTISSPL is an Exempt Financial Adviser under the Financial Advisers Act 2001 ("FAA") to (a) advise on securities, units in a collective investment scheme, exchange-traded derivatives contracts and over-the-counter derivatives contracts and (b) issue or promulgate research analyses or research reports on securities, exchange-traded derivatives contracts and over-the-counter derivatives contracts. This research report is only provided to institutional investors, within the meaning of Section 4A of the Securities and Futures Act 2001. Recipients of this research report are to contact HTISSPL via the details below in respect of any matters arising from, or in connection with, the research report:

Haitong International Securities (Singapore) Pte. Ltd.  
10 Collyer Quay, #19-01 - #19-05 Ocean Financial Centre, Singapore 049315  
Telephone: (65) 6713 0473

**Notice to Japanese investors:** This research report is distributed by Haitong International Securities Company Limited and intended to be distributed to Financial Services Providers or Registered Financial Institutions engaged in investment management (as defined in the Japan Financial Instruments and Exchange Act ("FIEL") Art. 61(1), Order for Enforcement of FIEL Art. 17-11(1), and related articles).

**Notice to UK and European Union investors:** This research report is distributed by Haitong International Securities Company Limited. This research is directed at persons having professional experience in matters relating to investments. Any investment or investment activity to which this research relates is available only to such persons or will be engaged in only with such persons. Persons who do not have professional experience in matters relating to investments should not rely on this research. Haitong International Securities Company Limited's affiliates may have a net long or short financial interest in excess of 0.5% of the total issued share capital of the entities mentioned in this research report. Please be aware that any report in English may have been published previously in Chinese or another language.

**Notice to Australian investors:** The research report is distributed in Australia by Haitong International Securities (Singapore) Pte Ltd, Haitong International Securities Company Limited, and Haitong International Securities (UK) Limited in reliance on ASIC Class Order 03/1102, 03/1103 or 03/1099, respectively, which exempts those HTISG entities from the requirement to hold an Australian financial services license under the Corporations Act 2001 in respect of the financial services it provides to wholesale clients in Australia. A copy of the ASIC Class Orders may be obtained at the following website, [www.legislation.gov.au](http://www.legislation.gov.au). Financial services provided by Haitong International Securities (Singapore) Pte Ltd, Haitong International Securities Company Limited, and Haitong International Securities (UK) Limited are regulated under foreign laws and regulatory requirements, which are different from the laws applying in Australia.

**Notice to Indian investors:** The research report is distributed by Haitong Securities India Private Limited ("HSIPL"), an Indian company and a Securities and Exchange Board of India ("SEBI") registered Stock Broker, Merchant Banker and Research Analyst that, inter alia, produces and distributes research reports covering listed entities on the BSE Limited ("BSE") and the National Stock Exchange of India Limited ("NSE") (collectively referred to as "Indian Exchanges").

Name of the entity: Haitong Securities India Private Limited

SEBI Research Analyst Registration Number: INH000002590

# APPENDIX 2

Address : 1203A, Floor 12A, Tower 2A, One World Center  
841 Senapati Bapat Marg, Elphinstone Road, Mumbai 400 013, India  
CIN U74140MH2011FTC224070  
Ph: +91 22 43156800 Fax:+91 22 24216327

Details of the Compliance Officer and Grievance Officer : Prasanna Chandwaskar : Ph: +91 22 43156803; Email id: [prasanna.chandwaskar@htisec.com](mailto:prasanna.chandwaskar@htisec.com)

“Please note that Registration granted by SEBI and Certification from NISM in no way guarantee performance of the intermediary or provide any assurance of returns to investors”.

This research report is intended for the recipients only and may not be reproduced or redistributed without the written consent of an authorized signatory of HTISG.

Copyright: Haitong International Securities Group Limited 2019. All rights reserved.

<http://equities.htisec.com/x/legal.html>