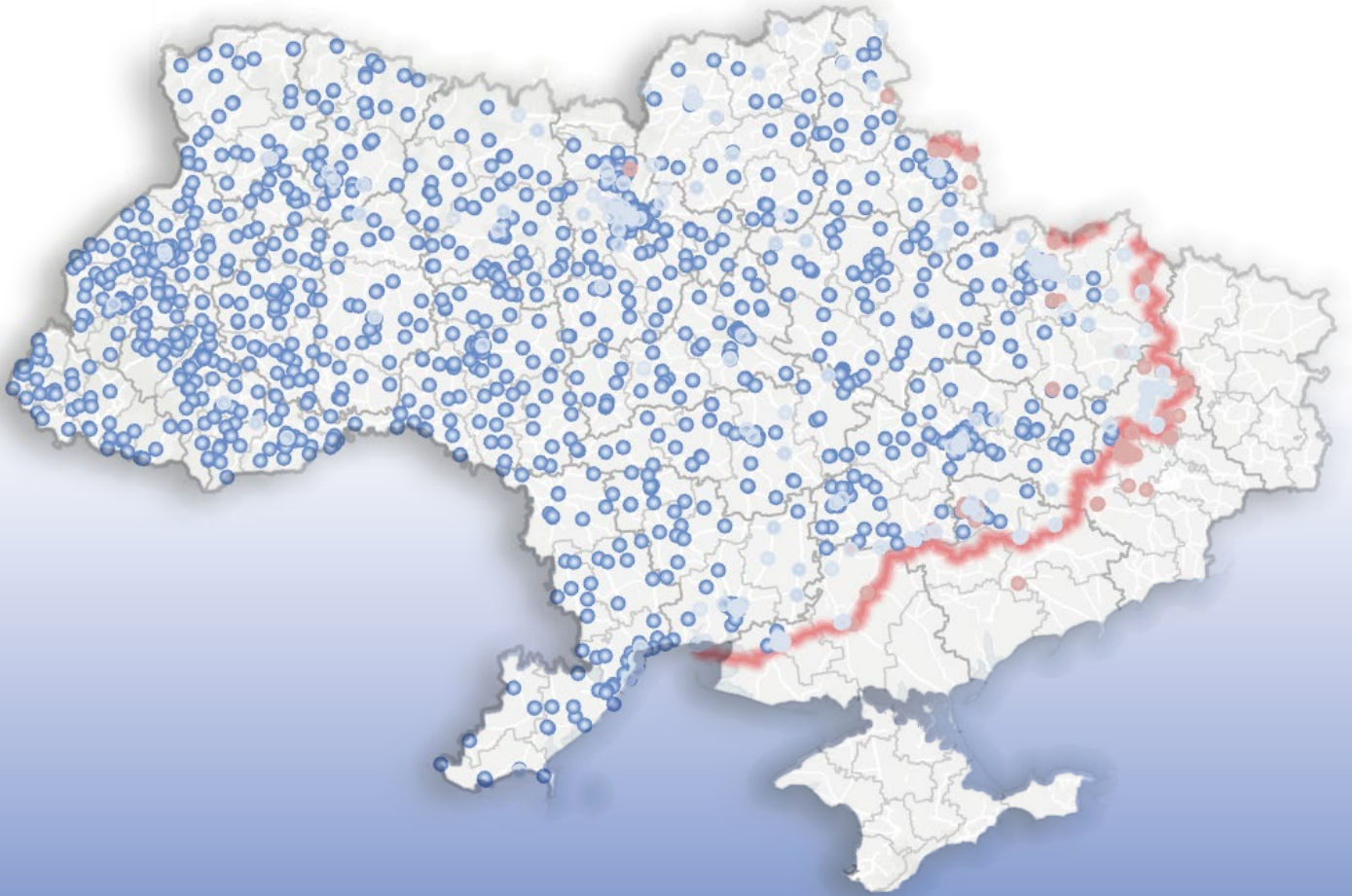




**HeRAMS Ukraine**

# Health services across oblasts

*Infographics* August 2025



© World Health Organization 2025

Some rights reserved. This work is available under the Creative Commons Attribution-NonCommercial-ShareAlike 3.0 IGO licence (CC BY-NC-SA 3.0 IGO; <https://creativecommons.org/licenses/by-nc-sa/3.0/igo>).

Under the terms of this licence, you may copy, redistribute and adapt the work for non-commercial purposes, provided the work is appropriately cited, as indicated below. In any use of this work, there should be no suggestion that WHO endorses any specific organization, products or services. The use of the WHO logo is not permitted. If you adapt the work, then you must license your work under the same or equivalent Creative Commons licence. If you create a translation of this work, you should add the following disclaimer along with the suggested citation:

*“This translation was not created by the World Health Organization (WHO). WHO is not responsible for the content or accuracy of this translation. The original English edition shall be the binding and authentic edition.”*

Any mediation relating to disputes arising under the licence shall be conducted in accordance with the mediation rules of the World Intellectual Property Organization (<http://www.wipo.int/amc/en/mediation/rules/>).

**Suggested citation.** HeRAMS Ukraine Infographics 2025 - Health services across oblasts; 2025

**Third-party materials.** If you wish to reuse material from this work that is attributed to a third party, such as tables, figures or images, it is your responsibility to determine whether permission is needed for that reuse and to obtain permission from the copyright holder. The risk of claims resulting from infringement of any third-party-owned component in the work rests solely with the user.

**General disclaimers.** The designations employed and the presentation of the material in this publication do not imply the expression of any opinion whatsoever on the part of WHO concerning the legal status of any country, territory, city or area or of its authorities, or concerning the delimitation of its frontiers or boundaries. Dotted lines on maps represent approximate border lines for which there may not yet be full agreement.

The mention of specific companies or of certain manufacturers' products does not imply that they are endorsed or recommended by WHO in preference to others of a similar nature that are not mentioned. Errors and omissions excepted, the names of proprietary products are distinguished by initial capital letters.

All reasonable precautions have been taken by WHO to verify the information contained in this publication. However, the published material is being distributed without warranty of any kind, either expressed or implied. The responsibility for the interpretation and use of the material lies with the reader. In no event shall WHO be liable for damages arising from its use.

# TABLE OF CONTENTS

<b>Infographic interpretation guide</b> .....	<b>5</b>
<b>Overview</b> .....	<b>8</b>
<b>Operational status by oblast</b> .....	<b>11</b>
<b>Essential health services</b> .....	<b>12</b>
SERVICE DOMAIN OVERVIEW.....	.12
SERVICE DOMAINS OVERVIEW BY OBLAST.....	.12
<b>Cherkaska</b> .....	<b>20</b>
<b>Chernihivska</b> .....	<b>27</b>
<b>Chernivetska</b> .....	<b>34</b>
<b>Dnipropetrovska</b> .....	<b>41</b>
<b>Donetska</b> .....	<b>48</b>
<b>Ivano-Frankivska</b> .....	<b>55</b>
<b>Kharkivska</b> .....	<b>62</b>
<b>Khersonska</b> .....	<b>69</b>
<b>Khmelnyska</b> .....	<b>76</b>
<b>Kirovohradska</b> .....	<b>83</b>

<b>Kyiv city</b> .....	<b>.90</b>
<b>Kyivska</b> .....	<b>.97</b>
<b>Lvivska</b> .....	<b>.104</b>
<b>Mykolaivska</b> .....	<b>.111</b>
<b>Odeska</b> .....	<b>.118</b>
<b>Poltavska</b> .....	<b>.125</b>
<b>Rivnenska</b> .....	<b>.132</b>
<b>Sumska</b> .....	<b>.139</b>
<b>Ternopilska</b> .....	<b>.146</b>
<b>Vinnytska</b> .....	<b>.153</b>
<b>Volynska</b> .....	<b>.160</b>
<b>Zakarpatska</b> .....	<b>.167</b>
<b>Zaporizka</b> .....	<b>.174</b>
<b>Zhytomyrska</b> .....	<b>.181</b>
<b>HeRAMS service definitions</b> .....	<b>.188</b>



# HeRAMS Ukraine

## Infographic interpretation guide

### Purpose

This guide provides practical guidance on HeRAMS infographic products produced for the Ukraine. Its purpose is to streamline understanding, and support readers in navigating the various components of these products.

### Background

Disruptions to health systems can impede availability and access to essential health services. A lack of reliable information prevents sound decision-making, increasing a community's vulnerability to morbidity and mortality, especially in rapidly changing environments that require continued monitoring. The Health Resources and Services Availability Monitoring System (HeRAMS) aims to provide decision-makers and health stakeholders with vital and up-to-date information on the availability of essential health resources and services, helping them to identify gaps and determine priorities for intervention. This is accomplished by evaluating the availability of health services using standardized definitions adapted to the local context.

HeRAMS draws on the wealth of experience and knowledge gathered by the World Health Organization (WHO) and health sector actors, including nongovernmental organizations, donors, academic institutions and other technical bodies. It builds on a collaborative approach involving health service providers at large and integrating what is methodologically sound and feasible in highly constrained, low-resourced and rapidly changing environments such as humanitarian emergencies. Rapidly deployable and scalable to support emergency response and fragile states, HeRAMS can also be expanded to - or directly implemented as - an essential component of routine health information systems. Its modularity and scalability make it an essential component of emergency preparedness and response, health systems strengthening, universal health coverage and the humanitarian development nexus.

### Disclaimer

The HeRAMS project in Ukraine is an ongoing process with continuous reporting, data validation and verification. As such, all data are subject to change and the analyses presented herein are not final but intended solely to inform operations. Caution must be taken when interpreting these results, as differences between information products published by WHO, national public health authorities, and other sources are to be expected due to varying inclusion criteria and data cut-off times.

For additional information, please see <https://www.who.int/initiatives/herams> or contact [herams@who.int](mailto:herams@who.int)

### Reporting frequency and methodology

Information in HeRAMS is dynamically maintained through a collaborative network of trained focal points who are responsible for updating the status of the health facility (HF)<sup>1</sup> as new information emerges. This continuous reporting, validation and verification process means that data evolves over time. Thus, each infographic clearly states the cut-off date for the data included..

### The HeRAMS data model

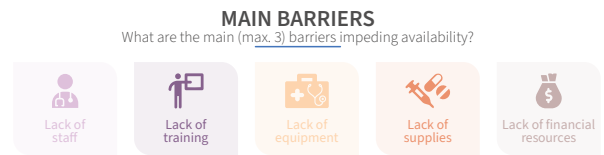
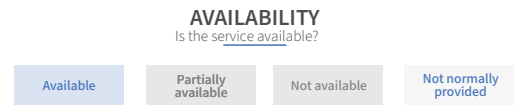
HeRAMS provides a high-level, indicator-based snapshot of the health system status. Definitions are aligned with established standards to facilitate data integration and harmonization. Each indicator is assessed through two key questions:

1. What is the availability level of the service?
2. If partially or not available, what barriers are impeding service delivery?

**Availability:** is defined as the service being present in sufficient quality and quantity to meet the daily demands of the health facility (HF). A resource or service is considered “available” only if the health facility has the necessary resources to deliver it in accordance with national standards. Availability is categorized as follows:

<sup>1</sup> The health facility term in HeRAMS includes any modality through which healthcare services may be provided, such as health centres, clinics, hospitals, mobile clinics, temporary or emergency structures, and, in some cases, individual providers such as community health workers.

- **Available:** The service is present in sufficient quality and quantity to fully meet the daily demands of the health facility, and the necessary staff and resources are in place to deliver it in accordance with national standards.
- **Partially available:** The health facility is able to provide some parts of the service but due to current constraints, has insufficient capacity or resources to meet daily demand, or is unable to provide the full service in accordance with national standards.
- **Not available:** The health facility is expected to provide the service but, due to current constraints (such as insufficient resources or staff), is unable to deliver it at all.
- **Not normally provided:** The service falls outside of the current package of services the health facility aims to provide.



### Expected versus not expected

Focal points specify for each service whether an health facility anticipates providing it. “Expected” indicates that the health facility plans to offer the service, regardless of its current availability status—whether available, partially available, or unavailable. Conversely, “not expected” means the health facility does not plan to provide the service, even if all obstacles were removed, and the service is considered “not normally provided.” This categorization is based on the health facility’s perspective and current circumstances and may differ from assumptions based on national service packages.

When an indicator is not available up to standard (partially or not available), **barriers** impeding service availability are systematically collected using the following categories:

- Lack of staff
- Lack of training
- Lack of equipment
- Lack of (medical) supplies
- Lack of financial resources

## Infographic content


### Overall considerations

The initial section of the infographic provides an overview of the overall status of health facilities and includes all reporting health facilities in HerAMS, while subsequent analyses focus exclusively on health facilities that are at least partially functioning. The analysis of individual services excludes health facilities reporting a service as “not normally provided.” As a result, the total number of health facilities included in the analysis of each service may vary. Any changes are clearly indicated through supporting text labels accompanying the charts.

Information on barriers hindering service availability is collected only when a service is reported as “partially available” or “not available,” with each health facility able to report up to three barriers. The analyses are restricted to health facilities reporting barriers, and results are limited to the top three barriers reported. The number of health facilities included is clearly indicated through supporting text labels, and footnotes provide important details, such as non-reporting health facilities, specific exclusions, or other relevant considerations.

### Operational status

To determine whether the health facility is currently capable of providing health services, the initial section of the HerAMS questionnaire focuses on infrastructure status, overall functionality, and patient’s ability to access the health facility. Health facilities reported as destroyed or non-functioning are considered “not operational” meaning they are unable to provide any health service in their current state. Thus, these health facilities are excluded from further analysis resulting in a difference in the total number of health facilities included in subsequent sections of the infographic. To understand why an health facility is not fully operational, underlying causes are systematically collected.



The analysis is limited to health facilities reporting causes, with each health facility able to report up to three. Results presented in this infographic are limited to the top three causes reported.

## Functionality

This section assesses the HF's overall functionality, defined by the absence of major or systemic issues impeding the ability to deliver the full range of expected services. A health facility may still be considered fully functional if some services are partially or temporarily unavailable. A health facility is considered partially functional when its capacity to deliver services is significantly affected, potentially due to infrastructure damage, resource shortages, or a surge in service demand.

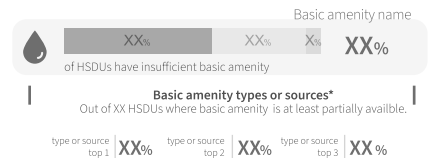
*The subsequent analyses are limited to operational health facilities, defined as those that are at least partially operational.*

## Partner support

Partner support refers to assistance from entities outside the owning organization, categorized as major, partial, or no support. Major support indicates that the health facility would not function without it. Partial support indicates that the health facility can continue to sustain its services independently of the support. For health facilities receiving support, the type of assistance provided is recorded using standardized categories. Though information on support provided by individual partners is available in HeRAMS, it is excluded from these infographics.

## Basic amenities

Basic amenities include cross-cutting amenities essential for an health facility to operate effectively. The percentage of health facilities where an amenity is not available up to standard is indicated next to the bar chart. While information on barriers is available, it is excluded from the infographics.



For water, sanitation, waste management, power, cold chain, and communication, additional questions gather information about the sources or types of available amenities. These sub-questions apply only to health facilities where the amenity is at least partially available, and health facilities can report up to three sources or types for each amenity. The analysis follows the same logic as for barriers and is systematically limited to health facilities where the amenity is at least partially available with results limited to the top three amenities present across all health facilities.

## Health information management systems

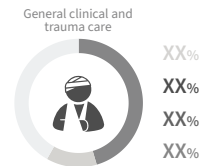
This section provides information on the availability of facility-based disease reporting and electronic health information systems. Availability is defined by completeness, timeliness, and accuracy of reports.

## Health services

Health services are divided into five domains:

- General clinical services
- Child health and nutrition
- Communicable diseases
- Sexual and reproductive health
- Noncommunicable diseases and mental health

Service availability across a domain is summarized in a **donut chart** and includes all services within that domain. A detailed list of individual services and their definitions is available [here](#). In this figure, all responses to the respective service domain are aggregated to calculate the availability of services within that domain.



For a more detailed analysis of individual services, **bar charts** provide a breakdown of availability levels by service. Unlike the service domain overviews, the analysis of individual services is limited to the health facilities reported to provide the service, resulting in varying counts of health facilities included for each service. The total number of health facilities included is stated in the text label below the service.

Additionally, the top three reported **barriers** are represented as icons next to the bar charts, with the percentage of health facilities reporting each barrier displayed below. Analyses of barriers are further restricted to health facilities where the service is not available up to standards. Similar to previous sections, results are limited to the top three barriers reported.

**Example:** Out of 25 health facilities reported to provide the services, only 5 (20%) are currently able to provide service up to standard. Among the 20 health facilities (80%) where the service is partially or not available, 16 (80%) report lack of medical supplies as primary barrier.

Acceptance of referrals

Available	20%	Partially available	52%	Not available	28%
-----------	-----	---------------------	-----	---------------	-----

Not available up to standard in 20 (80%) out of the 25 HFs expected to provide the service.

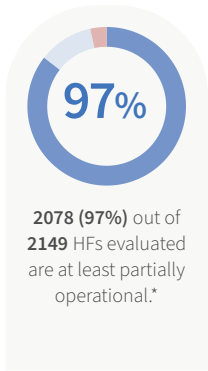
Lack of medical supplies	80%	Staff shortages	75%	Equipment shortages	45%
--------------------------	-----	-----------------	-----	---------------------	-----



# Overview

## SNAPSHOT AUGUST 2025

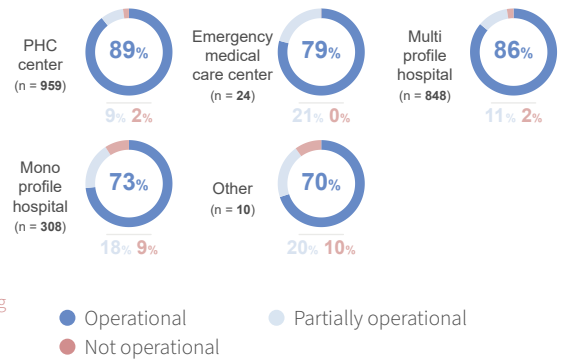
### OPERATIONAL STATUS



Out of 2149 HF's\* evaluated.



### HF by type



### MAIN CAUSES OF...

#### Building damage

The 3 primary causes of building damage reported by 243 partially damaged and 14 fully damaged HF's.



#### Equipment damage

The 3 primary causes of equipment damage reported by 144 partially damaged and 24 fully damaged HF's.




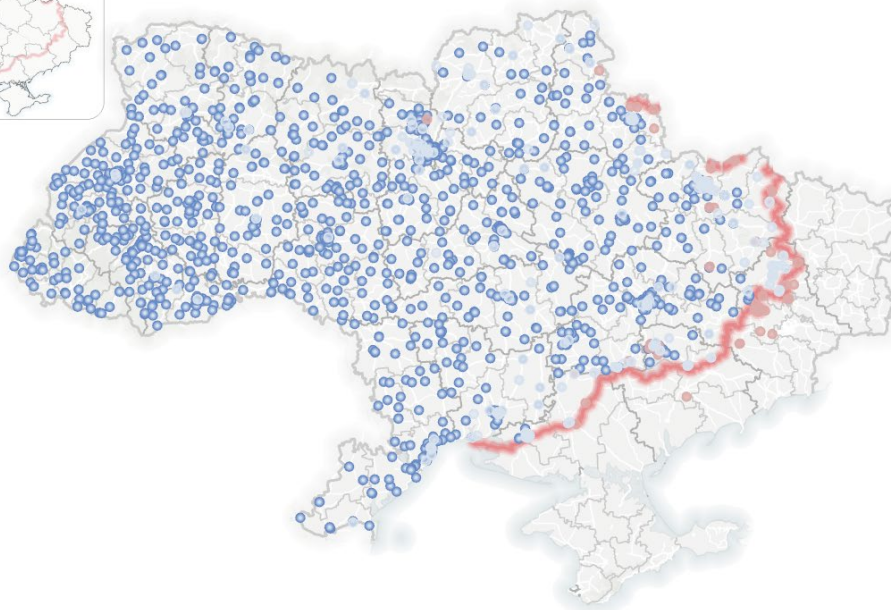
#### Functionality constraints

The 3 primary causes of functionality constraints reported by 58 partially functioning and 52 non-functioning HF's.



#### Accessibility constraints

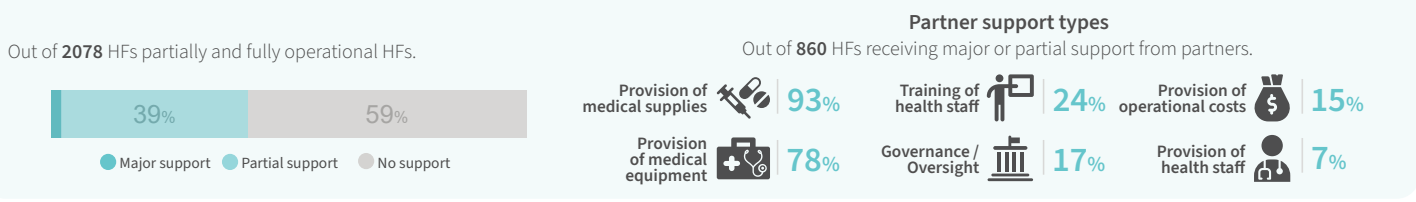
The 3 primary causes of accessibility constraints reported by 51 partially accessible and 5 inaccessible HF's.



\* The term health facility is an all-encompassing designation that includes all modalities of service delivery. Beyond traditional health facilities, this may include temporary structures or mobile clinics.

\*\* HF's reported as destroyed, non-functioning, or inaccessible are deemed unable to provide any health services, hence categorized as non-operational. Consequently, reporting ends upon confirmation of a HF's non-operational status.

\*\*\* 8% of HF's have not reported since May 2025, thus data should be interpreted with care.



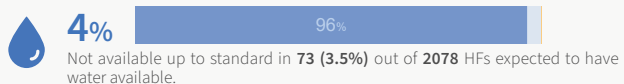
## BASIC AMENITIES\*

Out of 2078 HFIs partially and fully operational HFIs.

● Available ● Partially available ● Not available


### WASH

#### Water

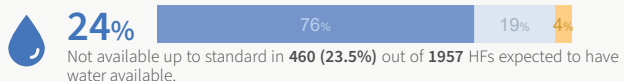


#### Main water sources

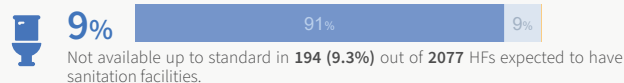
Out of 2077 HFIs where water is at least partially available.



#### Water storage



#### Sanitation facilities



Out of 2073 HFIs where sanitation facilities is at least partially available.

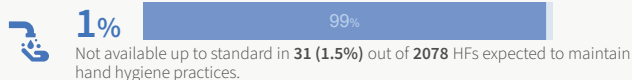
#### Sanitation facilities types\*



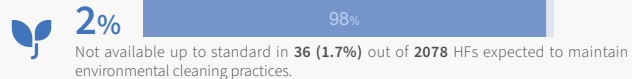
#### Sanitation facilities accessibility\*



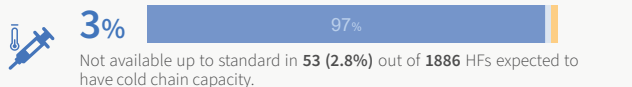
#### Hand-hygiene facilities



#### Cleaning equipment



### Cold chain



#### Cold chain sources

Out of 1858 HFIs where cold chain is at least partially available.



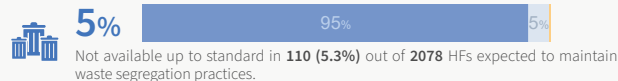
### Partner support types

Out of 860 HFIs receiving major or partial support from partners.

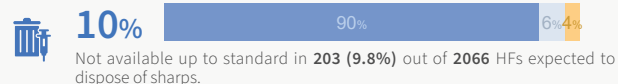


### Waste management

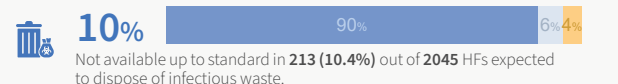
#### Waste segregation



#### Final disposal of sharps

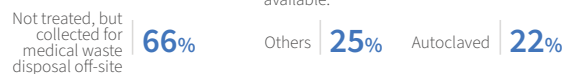


#### Final disposal of infectious waste

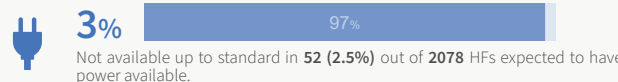


#### Waste disposal methods

Out of 1955 HFIs where final disposal of sharps or infectious waste are at least partially available.



### Power

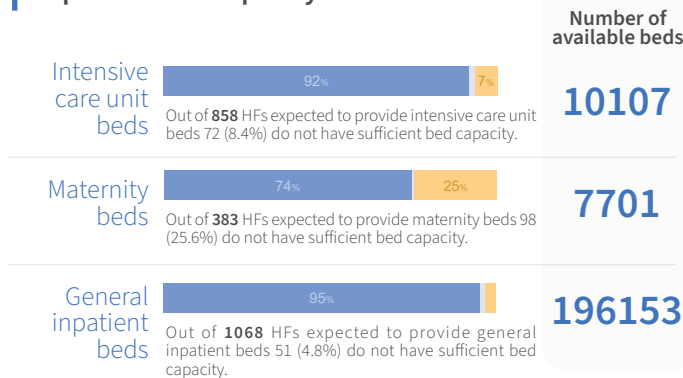


#### Power sources

Out of 2078 HFIs where power is at least partially available.



### Inpatient bed capacity\*



#### Main barriers\*

Out of 118 HFIs where inpatient bed capacity is not available up to standards.



\*Out of 2078 HFIs. HFIs reported as destroyed, non-functioning, or inaccessible are considered unable to provide health services in their current state and are therefore excluded from this section.

# BASIC AMENITIES\*

Out of 2078 HFIs partially and fully operational HFIs.

● Available ● Partially available ● Not available

## Transportation of patients



**7%** Not available up to standard in **145 (7.1%)** out of **2053** HFIs expected to have water available.

### Transportation types

Out of **1983** HFIs where transportation of patients is at least partially available.

Car **90%** Ambulance **42%** Off-road vehicle **12%**

## Communications Equipment Sufficiency



**4%** Not available up to standard in **93 (4.5%)** out of **2077** HFIs expected to have communication means.

### Communication equipment types

Out of **2076** HFIs where communication is at least partially available.

Internet/mobile data **93%** Computer **88%** Mobile phone **68%**

## Connectivity



**3%** Not available up to standard in **60 (2.9%)** out of **2078** HFIs expected to have water available.

### Connectivity types

Out of **2077** HFIs where connectivity is at least partially available.

Landline **97%** Mobile data **48%** Satellite **22%**

## Heating



**2%** Not available up to standard in **48 (2.3%)** out of **2078** HFIs expected to have water available.

### Heating sources

Out of **2072** HFIs where heating is at least partially available.

Autonomous heating with boiler room **57%** Public centralized heating **48%** Autonomous electric heating **14%**

## Health information management systems

### eHealth



**2%** Not available up to standard in **32 (1.6%)** out of **2062** HFIs where the information system is expected.

### Data entrance into the eHealth



**2%** Not available up to standard in **45 (2.2%)** out of **2061** HFIs where the information system is expected.

### Epidemiological Reports



**1%** Not available up to standard in **27 (1.3%)** out of **2018** HFIs where the information system is expected.

### Activity Reports



**1%** Not available up to standard in **14 (0.7%)** out of **2053** HFIs where the information system is expected.

### eHealth trainings to health staff



**1%** Not available up to standard in **26 (1.3%)** out of **2044** HFIs where the information system is expected.

\*Out of 2078 HFIs. HFIs reported as destroyed, non-functioning, or inaccessible are considered unable to provide health services in their current state and are therefore excluded from this section.

# Operational status by oblast

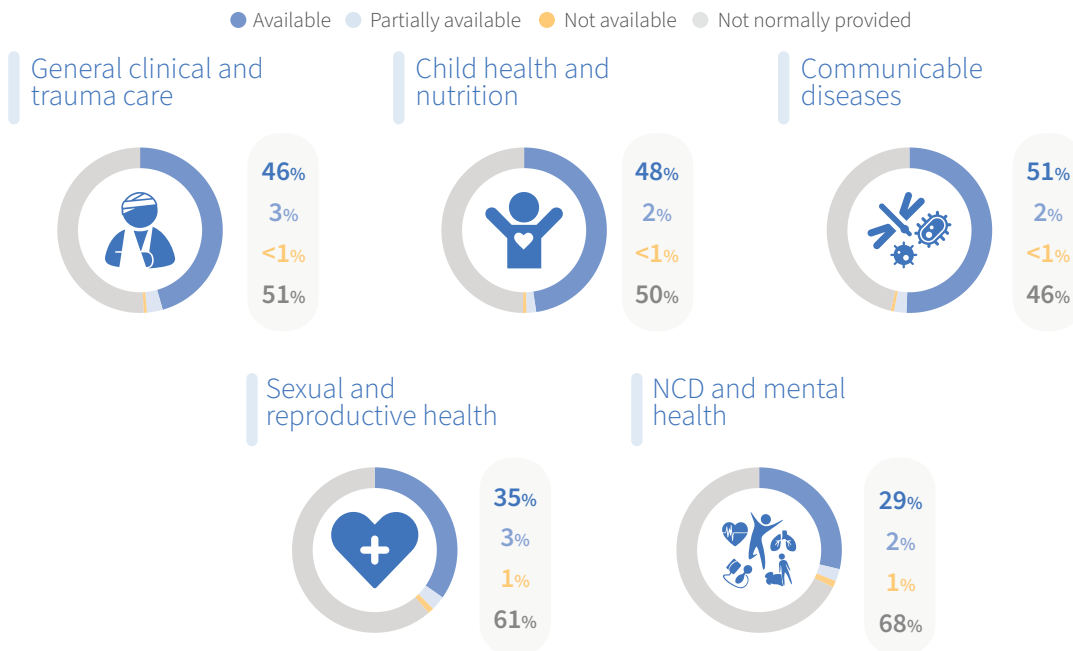
## Reporting frequency and operational status by oblast

	PHC center		Emergency medical care center		Multi profile hospital		Mono profile hospital		Other		Total	
	O	N/O	O	N/O	O	N/O	O	N/O	O	N/O	O	N/O
CHERKASKA	35	-	1	-	31	-	13	-	-	-	80	-
CHERNIHIVSKA	31	-	1	-	32	-	5	-	-	-	69	-
CHERNIVETSKA	36	-	1	-	22	-	8	-	-	-	67	-
DNIPROPETROVSKA	66	-	1	-	58	-	13	2	-	-	138	2
DONETSKA	11	8	1	-	10	10	9	3	-	-	31	21
IVANO-FRANKIVSKA	40	-	1	-	35	-	11	-	-	-	87	-
KHARKIVSKA	61	5	1	-	43	3	26	15	-	1	131	24
KHERSONSKA	7	2	1	-	12	1	9	2	-	-	29	5
KHMELNYTSKA	32	-	1	-	32	-	7	-	-	-	72	-
KIROVOHRADSKA	29	-	1	-	32	-	11	-	-	-	73	-
KYIV CITY	27	-	2	-	49	-	17	-	-	-	95	-
KYIVSKA	53	-	-	-	57	1	6	-	1	-	117	1
LVIVSKA	58	-	1	-	53	-	18	-	-	-	130	-
MYKOLAIVSKA	51	-	1	-	29	-	13	-	2	-	96	-
ODESKA	54	-	1	-	50	-	19	-	1	-	125	-
POLTAVSKA	54	-	1	-	41	-	9	-	-	-	105	-
RIVNENSKA	35	-	1	-	30	-	17	-	2	-	85	-
SUMSKA	36	5	1	-	32	-	12	-	1	-	82	5
TERNOPILSKA	37	-	1	-	40	-	11	-	-	-	89	-
VINNYTSKA	61	-	1	-	39	-	16	-	-	-	117	-
VOLYNska	24	-	1	-	29	1	8	-	-	-	62	1
ZAKARPATSKA	32	-	1	-	22	-	7	-	-	-	62	-
ZAPORIZKA	15	1	1	-	17	5	4	6	2	-	39	12
ZHYTOMYRSKA	53	-	1	-	32	-	11	-	-	-	97	-
<b>GRAND TOTAL</b>	<b>938</b>	<b>21</b>	<b>24</b>	<b>-</b>	<b>827</b>	<b>21</b>	<b>280</b>	<b>28</b>	<b>9</b>	<b>1</b>	<b>2078</b>	<b>71</b>

O = At least partially operational - N/O = Not operational

# ESSENTIAL HEALTH SERVICES\*

## Service domain overview

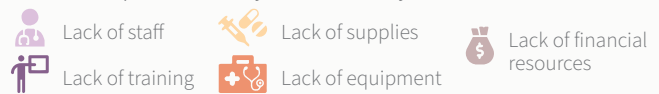


## Service domains overview by oblast

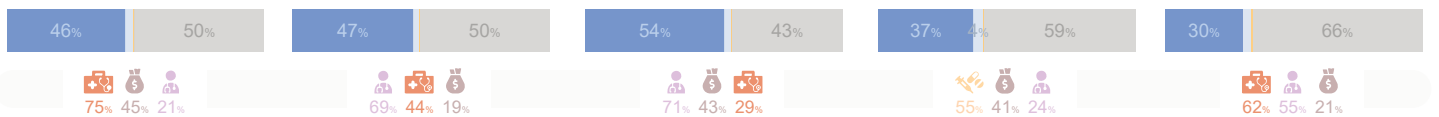
### Availability status



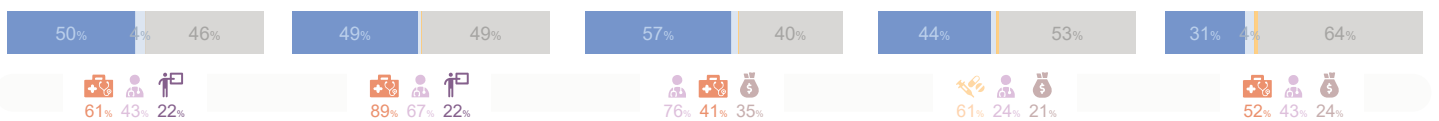
### Barriers for partial availability or non-availability.



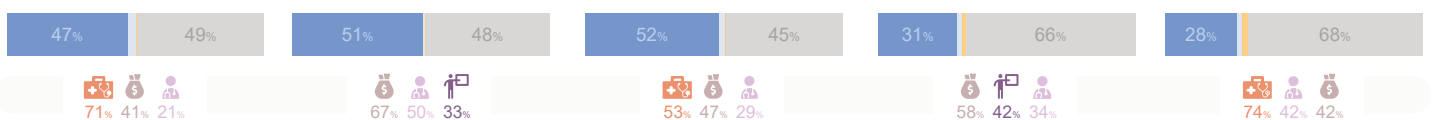
### Cherkaska



### Chernihivska








### Chernivetska



**Availability status**

- Available
- Partially available
- Not available
- Not normally provided

**Barriers for partial availability or non-availability.**

-  Lack of staff
-  Lack of training
-  Lack of supplies
-  Lack of equipment
-  Lack of financial resources



General clinical and trauma care

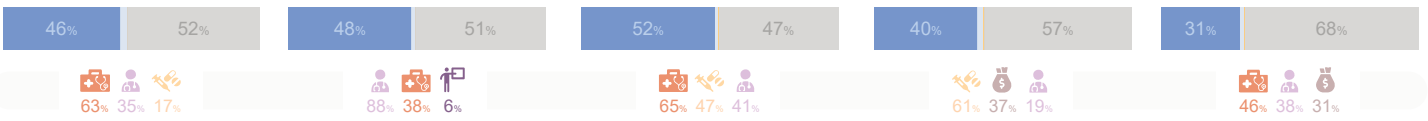
Child health and nutrition

Communicable diseases

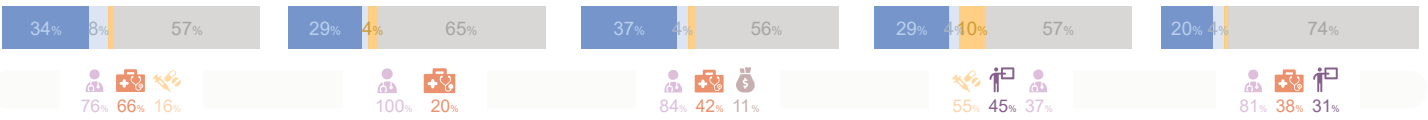
Sexual and reproductive health

NCD and mental health

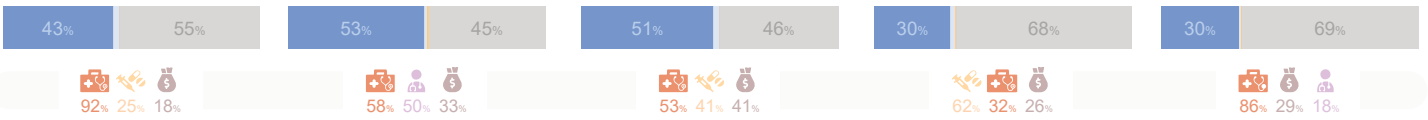
**Dnipropetrovska**



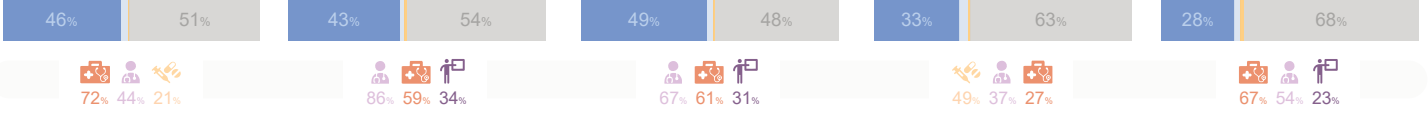
**Donetska**



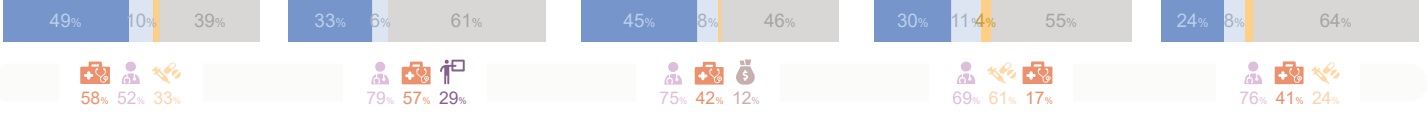
**Ivano-Frankivska**



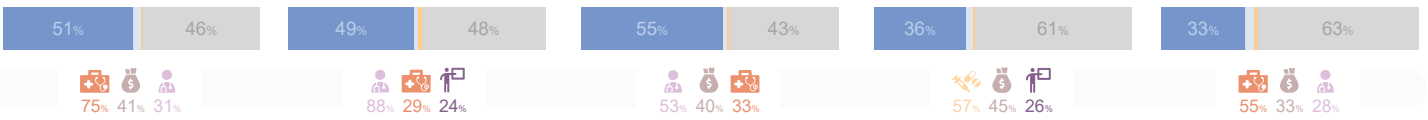
**Kharkivska**



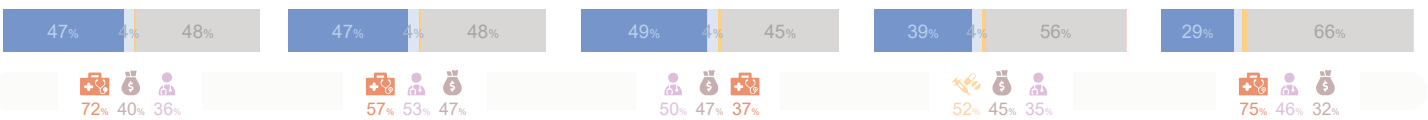
**Khersonska**



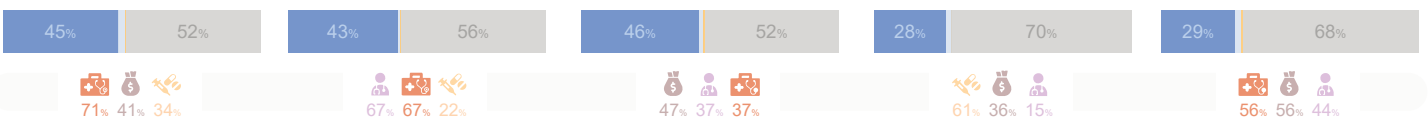
**Khmelnyska**



**Kirovohradka**








**Kyiv city**



**Availability status**

- Available
- Partially available
- Not available
- Not normally provided

**Barriers for partial availability or non-availability.**

-  Lack of staff
-  Lack of supplies
-  Lack of financial resources
-  Lack of training
-  Lack of equipment



General clinical and trauma care

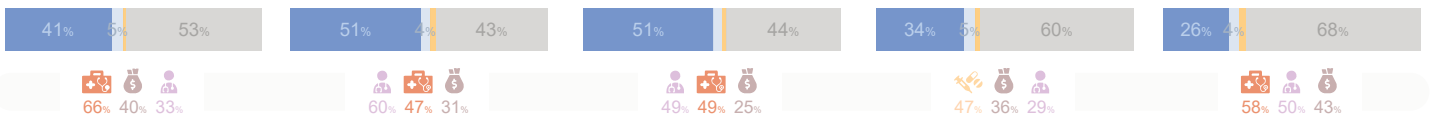
Child health and nutrition

Communicable diseases

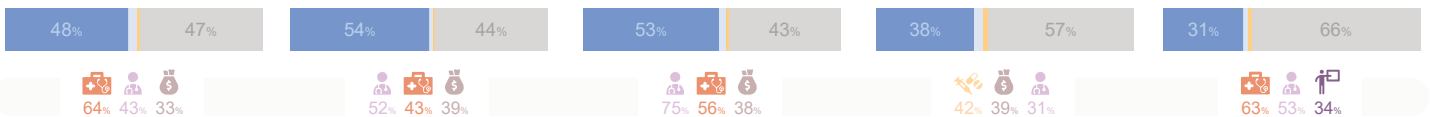
Sexual and reproductive health

NCD and mental health

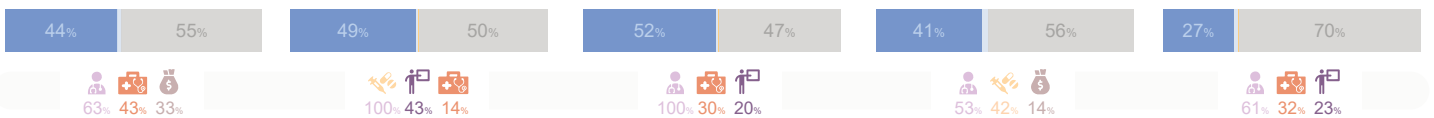
**Kyivska**



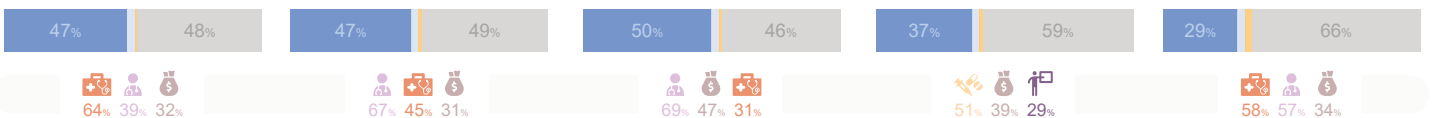
**Lvivska**



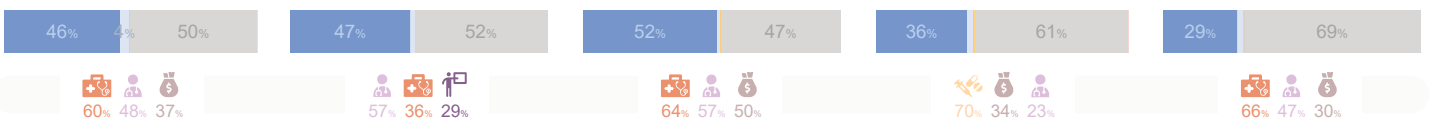
**Mykolaiivska**



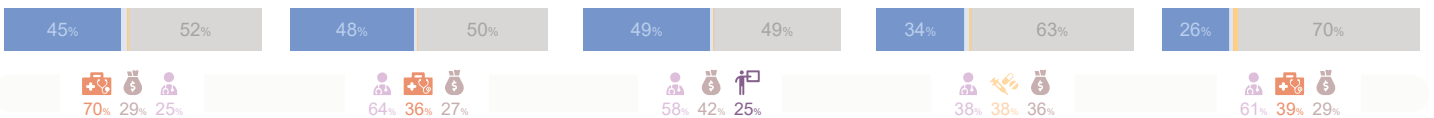
**Odeska**



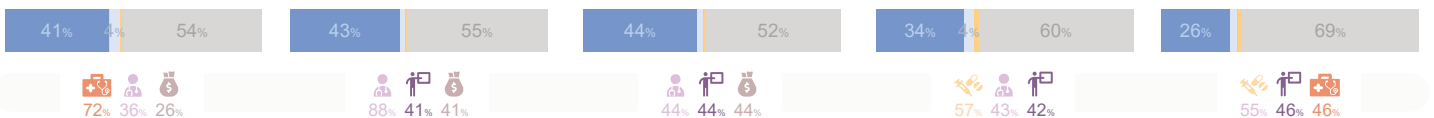
**Poltavska**



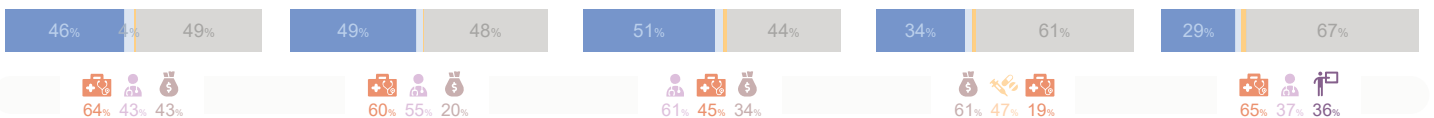
**Rivnenska**



**Sumska**








**Ternopil'ska**



**Availability status**

- Available
- Partially available
- Not available
- Not normally provided

**Barriers for partial availability or non-availability.**

-  Lack of staff
-  Lack of supplies
-  Lack of training
-  Lack of equipment
-  Lack of financial resources



General clinical and trauma care

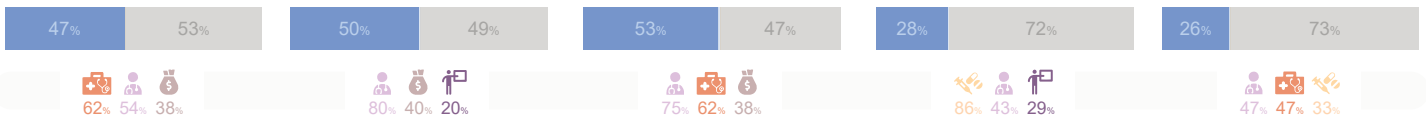
Child health and nutrition

Communicable diseases

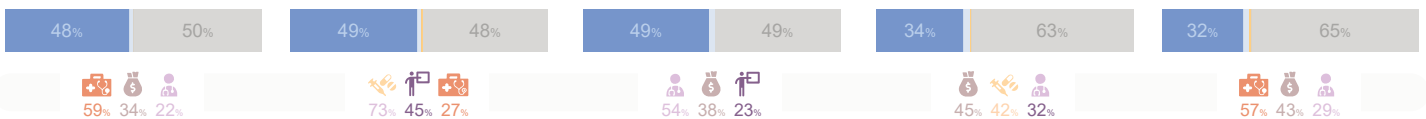
Sexual and reproductive health

NCD and mental health

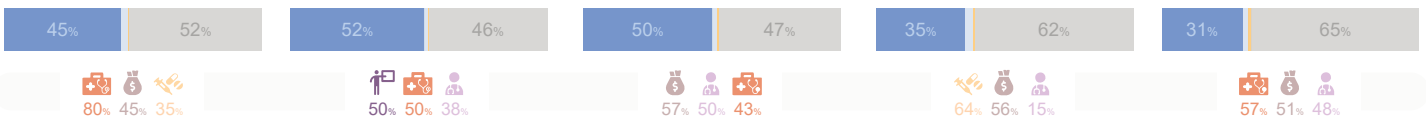
**Vinnytska**



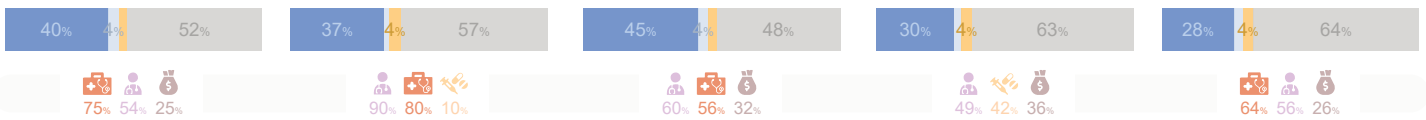
**Volynska**



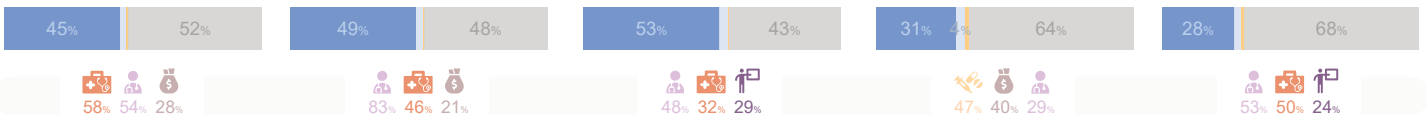
**Zakarpatska**



**Zaporizka**



**Zhytomyrska**



### Availability status

Available Partially available Not available

### Barriers for partial availability or non-availability.

Lack of staff Lack of supplies Lack of financial resources  
Lack of training Lack of equipment

## General clinical and emergency care



\* Out of 2078 HF. HF reported as destroyed, non-functioning, or inaccessible are considered unable to provide health services in their current state and are therefore excluded from this section.

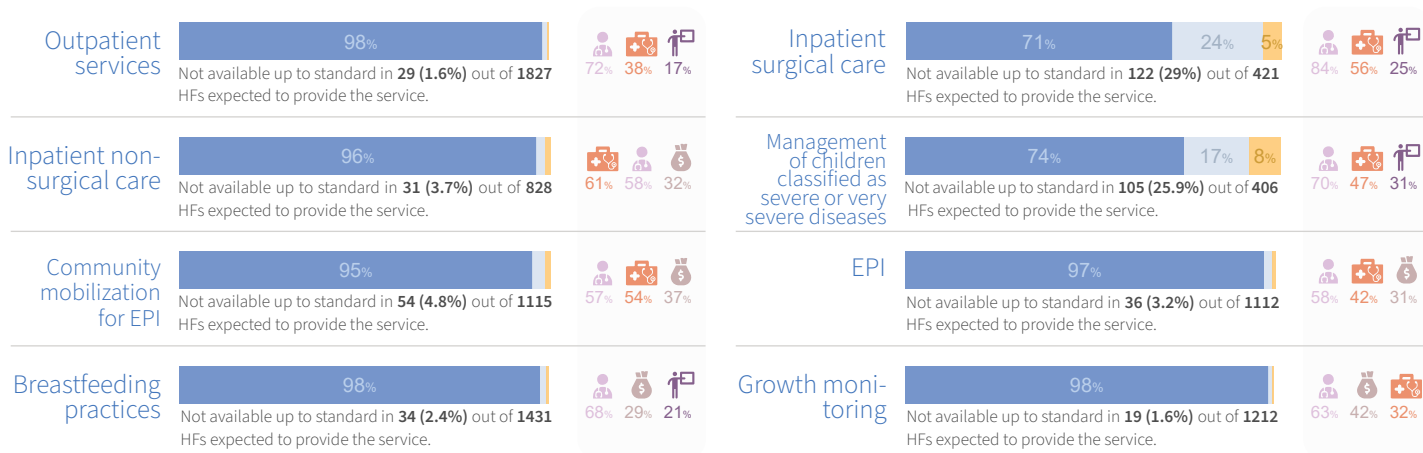
### Availability status

Available Partially available Not available

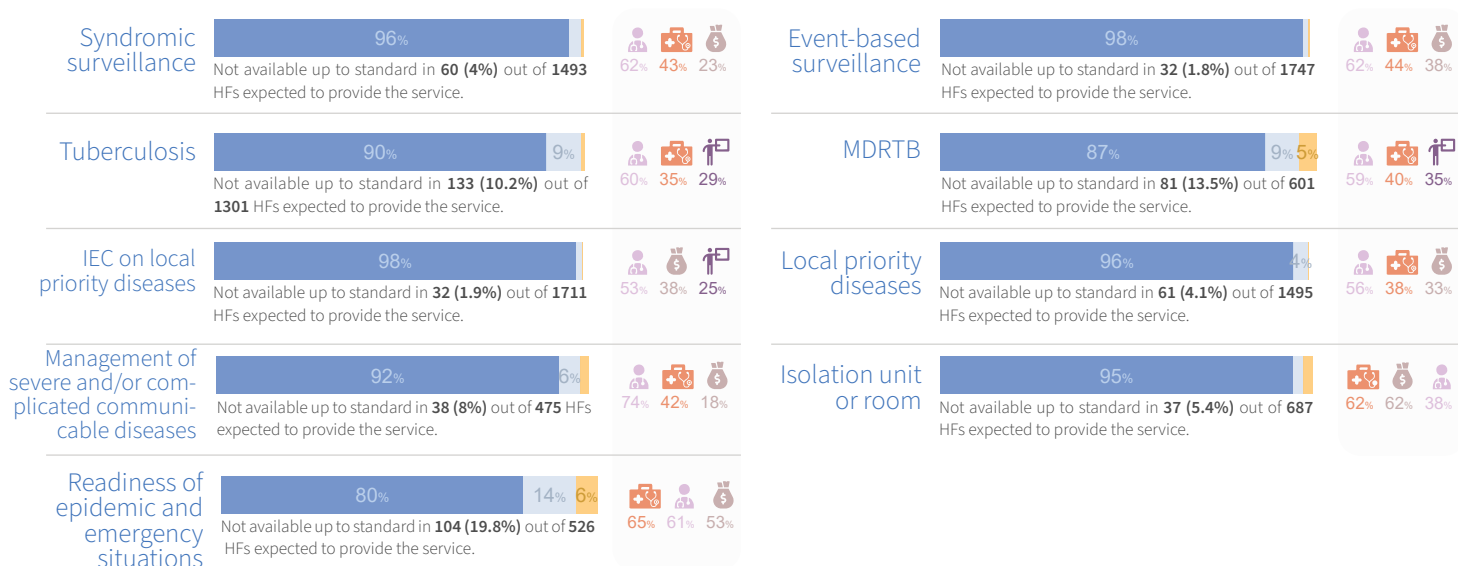
### Barriers for partial availability or non-availability.

Lack of staff Lack of supplies Lack of financial resources  
Lack of training Lack of equipment

## Child health and nutrition

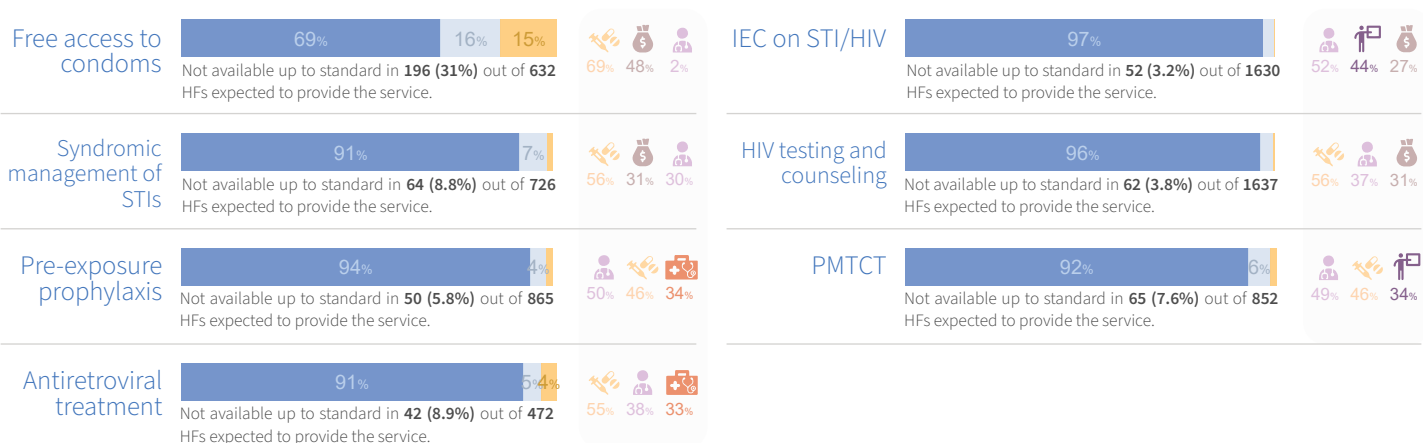


## Communicable diseases



## Sexual and reproductive health

### STI and HIV/AIDS



### Availability status

Available Partially available Not available

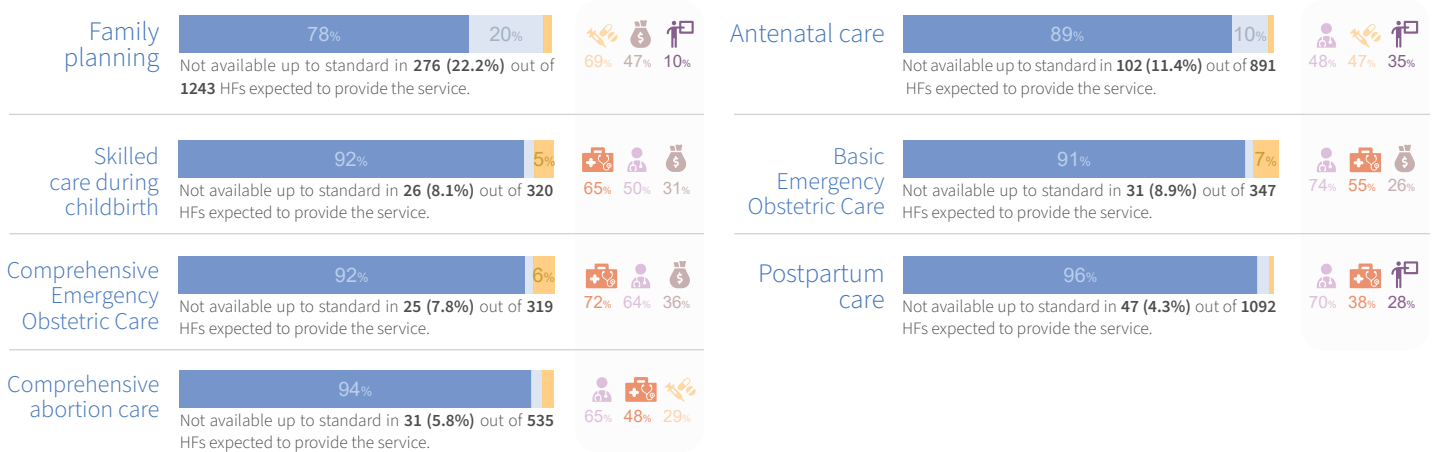
### Barriers for partial availability or non-availability.

Lack of staff Lack of supplies Lack of financial resources  
Lack of training Lack of equipment

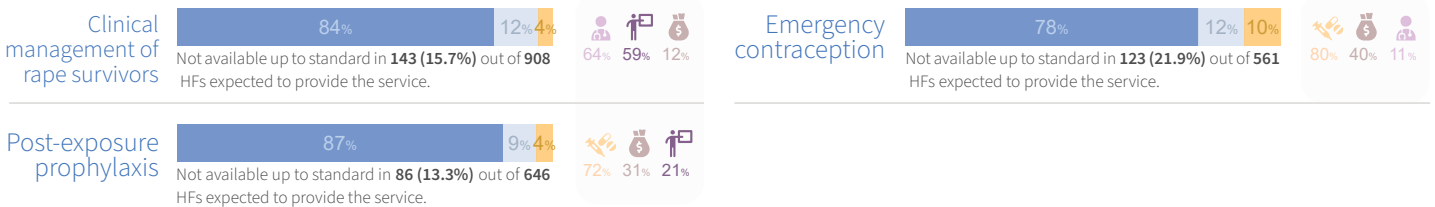
## Sexual and reproductive health (cont.)



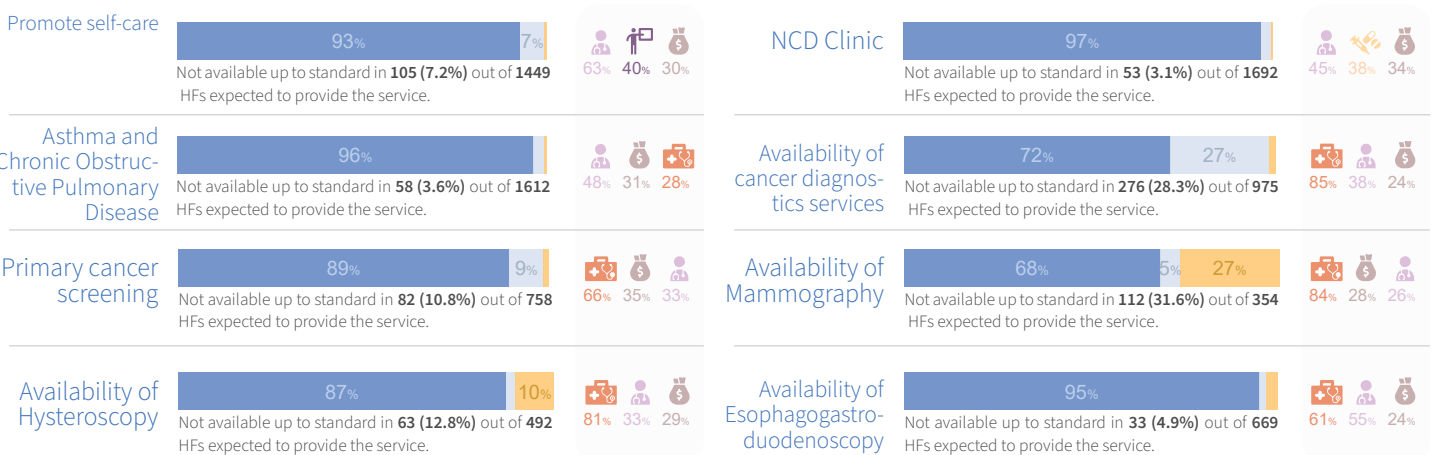
### Maternal and newborn health



### Sexual violence



## Noncommunicable diseases and mental health



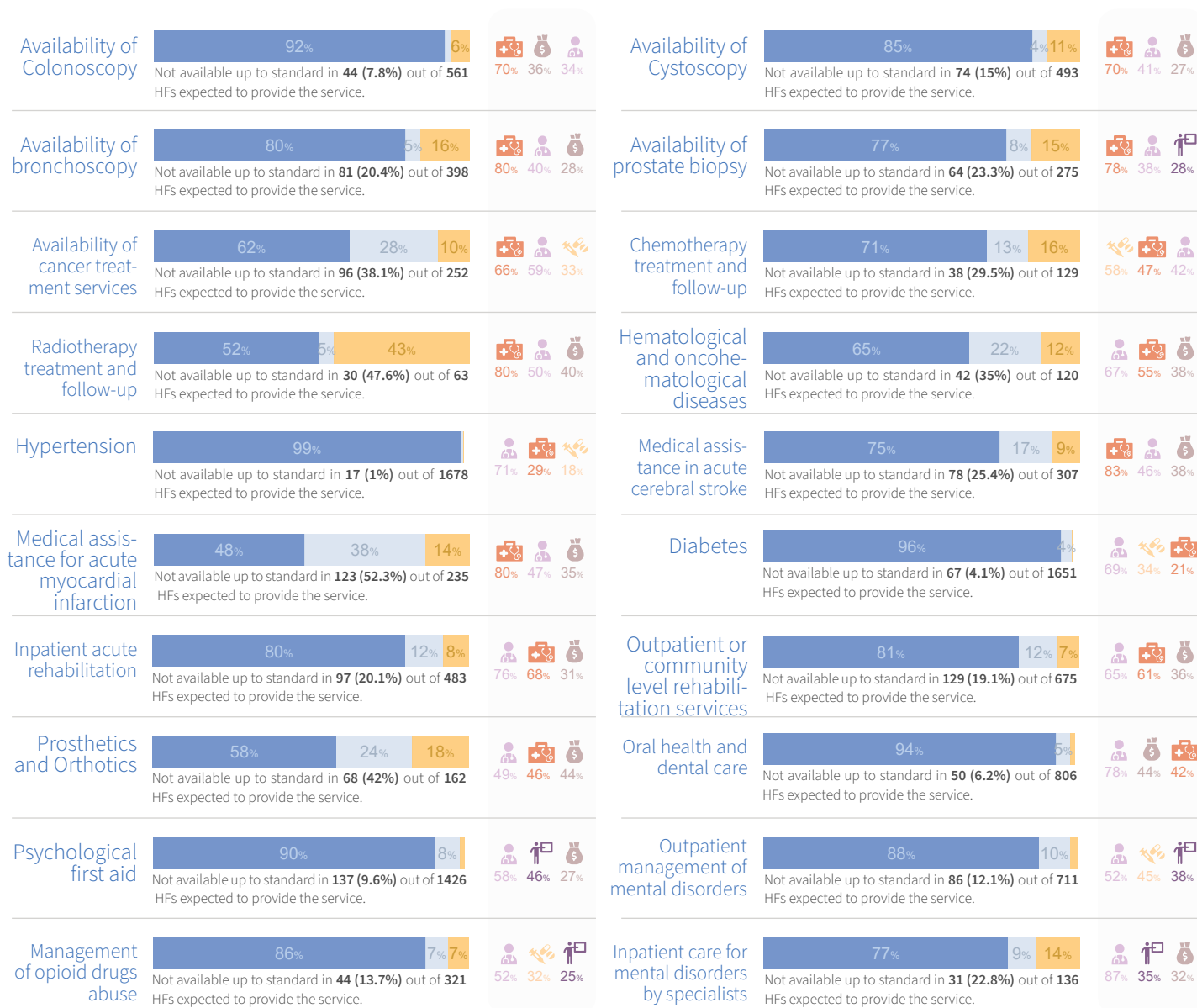
### Availability status

Available Partially available Not available

### Barriers for partial availability or non-availability.

Lack of staff Lack of supplies Lack of financial resources  
Lack of training Lack of equipment

## Noncommunicable diseases and mental health (cont.)



This analysis was produced based on the information reported into HeRAMS up to 27 August 2025 and while the deployment of HeRAMS, including data verification and validation, continue. Hence, this analysis is not final and is produced solely for the purposes of informing operations.

The designations employed and the presentation of the material in this report do not imply the expression of any opinion whatsoever on the part of WHO concerning the legal status of any country, territory, city, or area or of its authorities, or concerning the delimitation of its frontiers or boundaries. Dotted lines on maps represent approximate border lines for which there may not yet be full agreement.

### Notes:

1. Causes of non-functionality, basic amenity types, and barriers impeding service availability, were limited to the top three most frequently reported responses.
2. The analysis of barriers impeding service availability was limited to HFAs where the health service is not available up to standard.
3. The analysis of individual services was limited to HFAs expected to provide the specific service.



Data source: HeRAMS Ukraine  
Data accessed on: 27 August 2025  
Date report created: 30 October 2025  
Contact: [herams@who.int](mailto:herams@who.int)





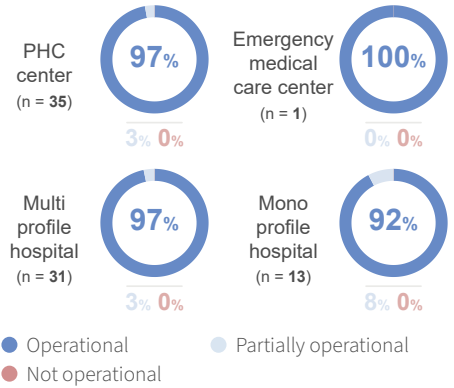
# HeRAMS Ukraine | Cherkaska

## SNAPSHOT AUGUST 2025

### OPERATIONAL STATUS



### HF by type



### MAIN CAUSES OF...

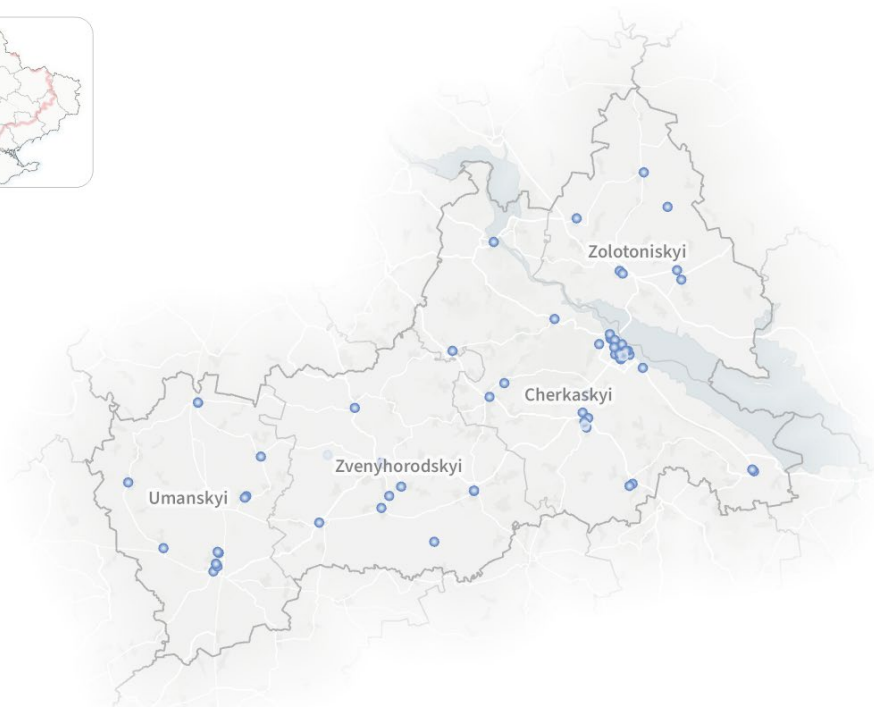
**Building damage**  
The primary cause of building damage reported by 1 partially damaged HF.



**Functionality constraints**  
No functionality constraints reported.

**Equipment damage**  
No equipment damage reported.

**Accessibility constraints**  
The 2 primary causes of accessibility constraints reported by 2 partially accessible HF's.



\* The term health facility is an all-encompassing designation that includes all modalities of service delivery. Beyond traditional health facilities, this may include temporary structures or mobile clinics.

\*\* HF's reported as destroyed, non-functioning, or inaccessible are deemed unable to provide any health services, hence categorized as non-operational. Consequently, reporting ends upon confirmation of a HF's non-operational status.



Out of 80 HFIs partially and fully operational HFIs.



Partner support types

Out of 31 HFIs receiving major or partial support from partners.



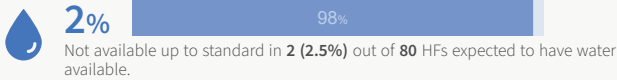
BASIC AMENITIES\*

Out of 80 HFIs partially and fully operational HFIs.

Available Partially available Not available

WASH

Water

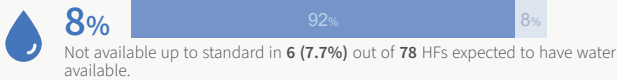


Main water sources

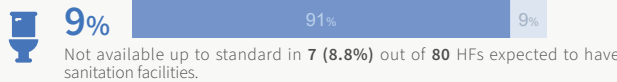
Out of 80 HFIs where water is at least partially available.



Water storage



Sanitation facilities



Out of 80 HFIs where sanitation facilities is at least partially available.

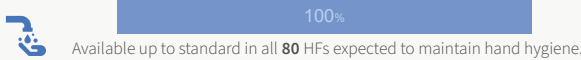
Sanitation facilities types\*



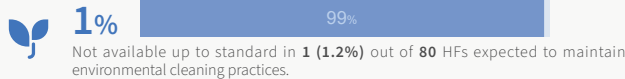
Sanitation facilities accessibility\*



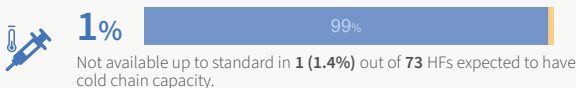
Hand-hygiene facilities



Cleaning equipment



Cold chain



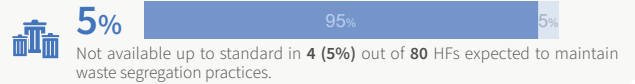
Cold chain sources

Out of 72 HFIs where cold chain is at least partially available.

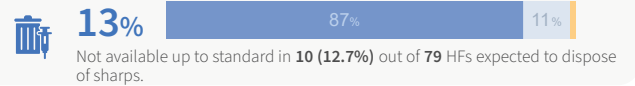


Waste management

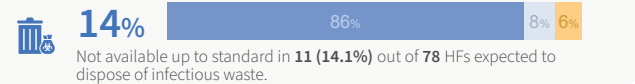
Waste segregation



Final disposal of sharps



Final disposal of infectious waste



Waste disposal methods

Out of 73 HFIs where final disposal of sharps or infectious waste are at least partially available.

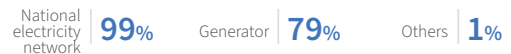


Power

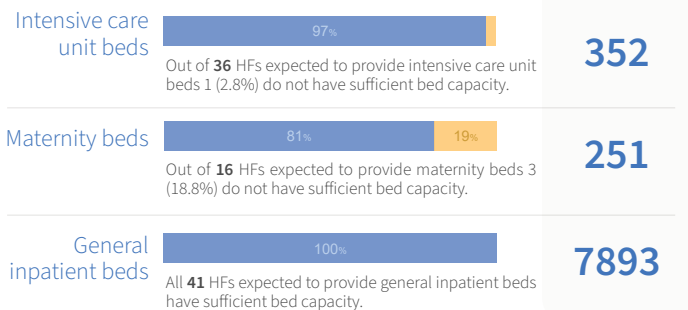


Power sources

Out of 80 HFIs where power is at least partially available.



Inpatient bed capacity\*



Main barriers\*

Out of 3 HFIs where inpatient bed capacity is not available up to standards.



\*Out of 80 HFIs. HFIs reported as destroyed, non-functioning, or inaccessible are considered unable to provide health services in their current state and are therefore excluded from this section.

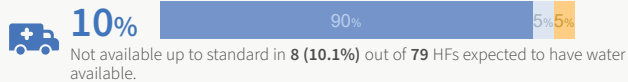


# BASIC AMENITIES\*

Out of 80 HFIs partially and fully operational HFIs.

● Available ● Partially available ● Not available

## Transportation of patients

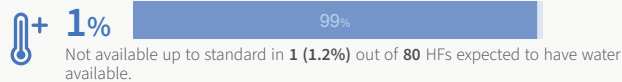


### Transportation types

Out of 75 HFIs where transportation of patients is at least partially available.



## Heating

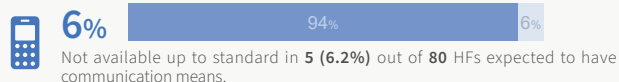


### Heating sources

Out of 80 HFIs where heating is at least partially available.



## Communications Equipment Sufficiency

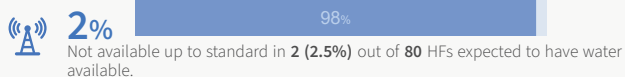


### Communication equipment types

Out of 80 HFIs where communication is at least partially available.



## Connectivity



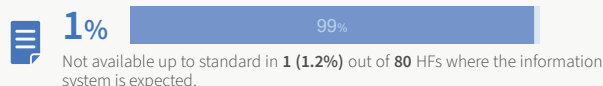
### Connectivity types

Out of 80 HFIs where connectivity is at least partially available.

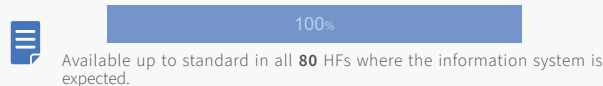


## Health information management systems

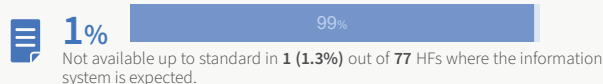
### eHealth



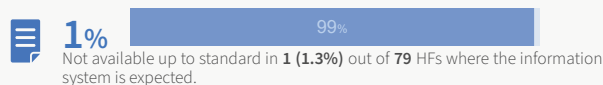
### Data entrance into the eHealth



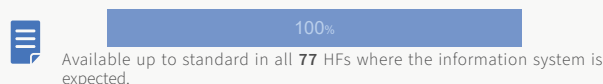
### Epidemiological Reports



### Activity Reports



### eHealth trainings to health staff

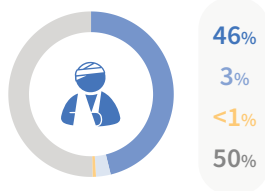


# ESSENTIAL HEALTH SERVICES\*

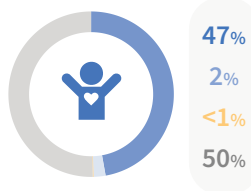
## Service domain overview

● Available ● Partially available ● Not available ● Not normally provided

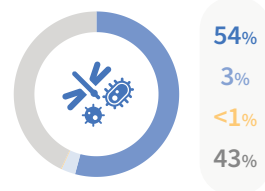
### General clinical and trauma care



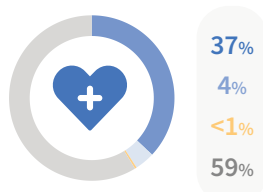
### Child health and nutrition



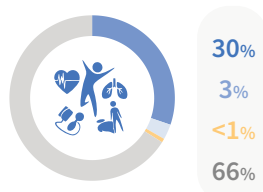
### Communicable diseases



### Sexual and reproductive health



### NCD and mental health



\*Out of 80 HFIs. HFIs reported as destroyed, non-functioning, or inaccessible are considered unable to provide health services in their current state and are therefore excluded from this section.



### Availability status

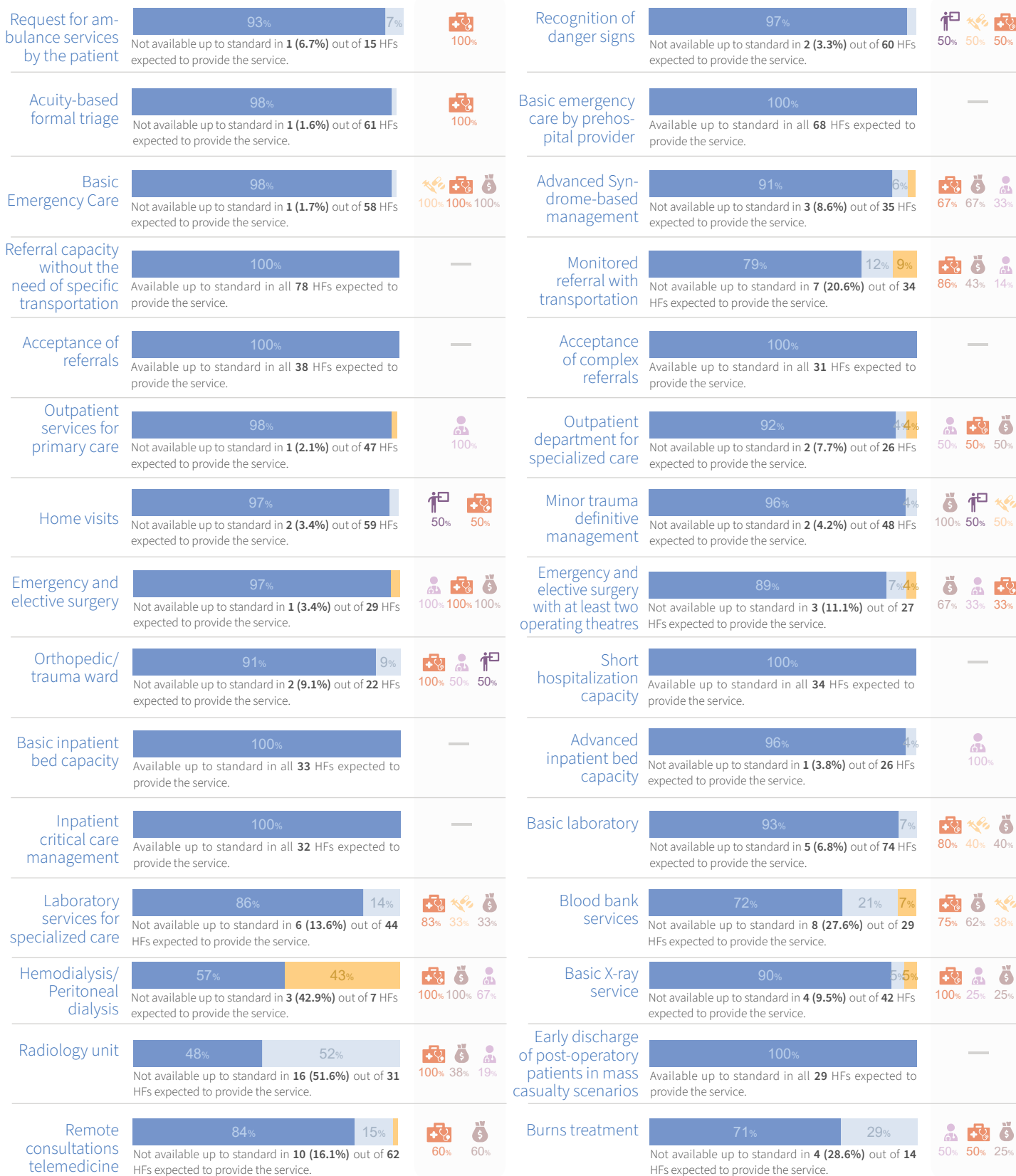
Available Partially available Not available

### Barriers for partial availability or non-availability.

Lack of staff Lack of supplies Lack of financial resources  
Lack of training Lack of equipment



## General clinical and emergency care



\* Out of 80 HF. HF reported as destroyed, non-functioning, or inaccessible are considered unable to provide health services in their current state and are therefore excluded from this section.



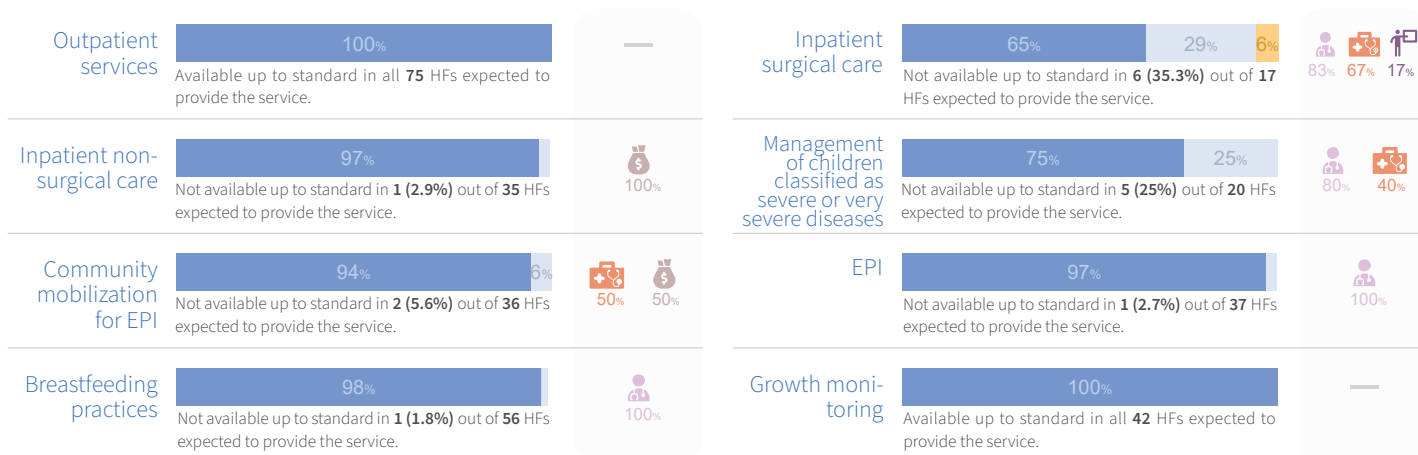
### Availability status

Available Partially available Not available

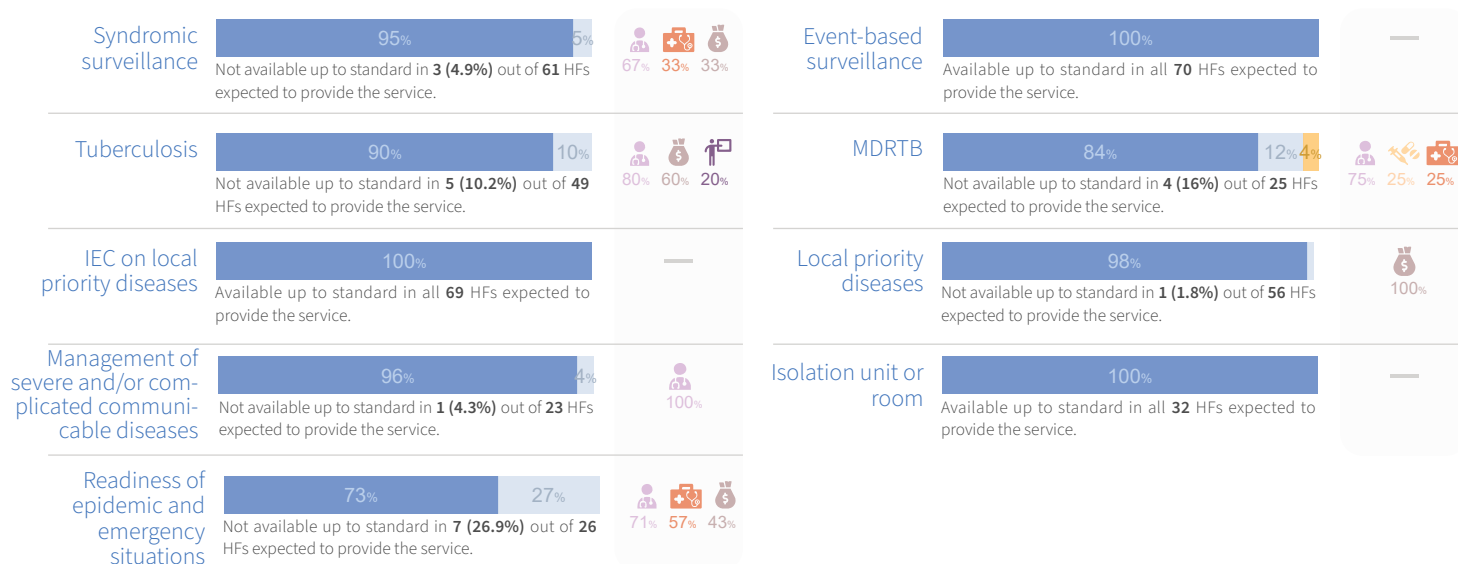
### Barriers for partial availability or non-availability.

Lack of staff Lack of supplies Lack of financial resources  
Lack of training Lack of equipment

## Child health and nutrition

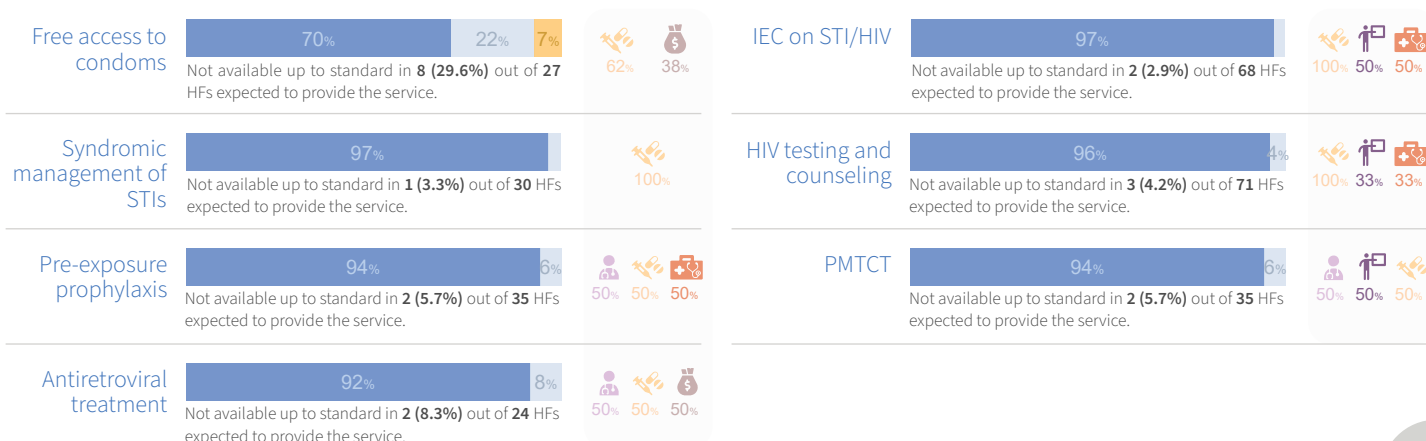


## Communicable diseases



## Sexual and reproductive health

### STI and HIV/AIDS



### Availability status

Available Partially available Not available

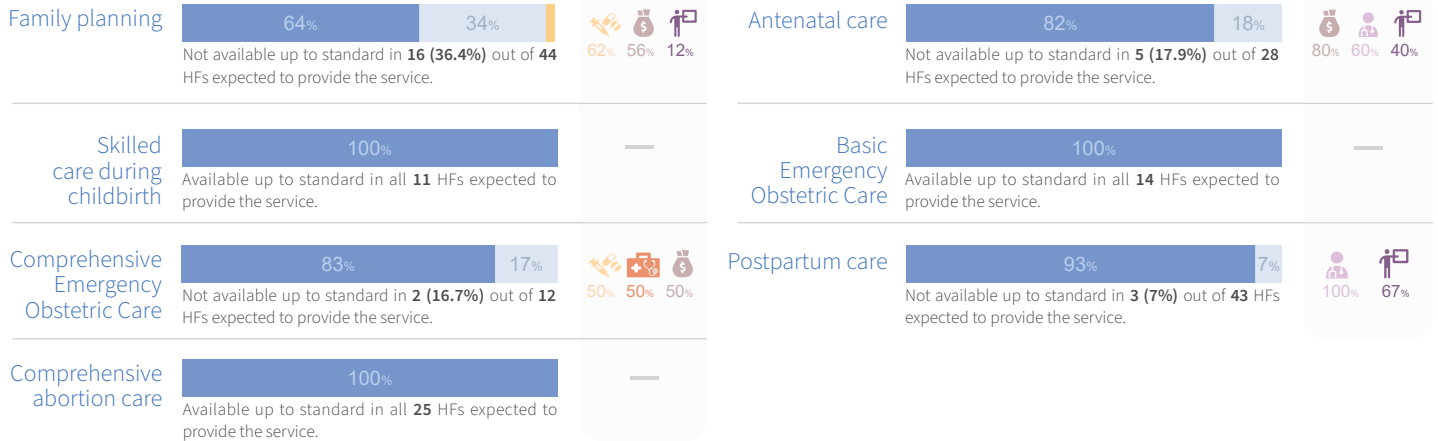
### Barriers for partial availability or non-availability.

Lack of staff Lack of supplies Lack of financial resources  
Lack of training Lack of equipment

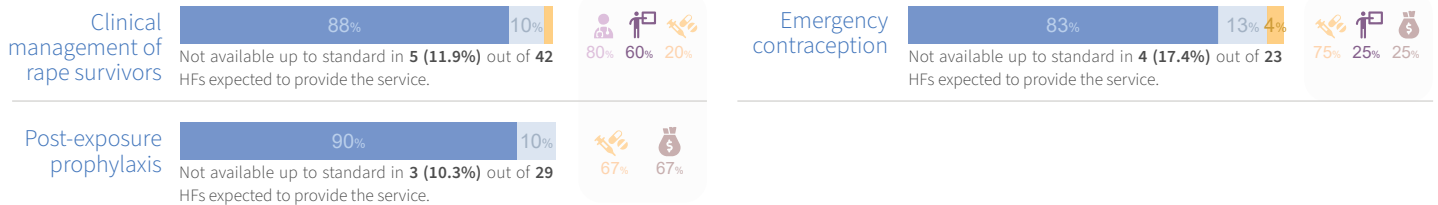
## Sexual and reproductive health (cont.)



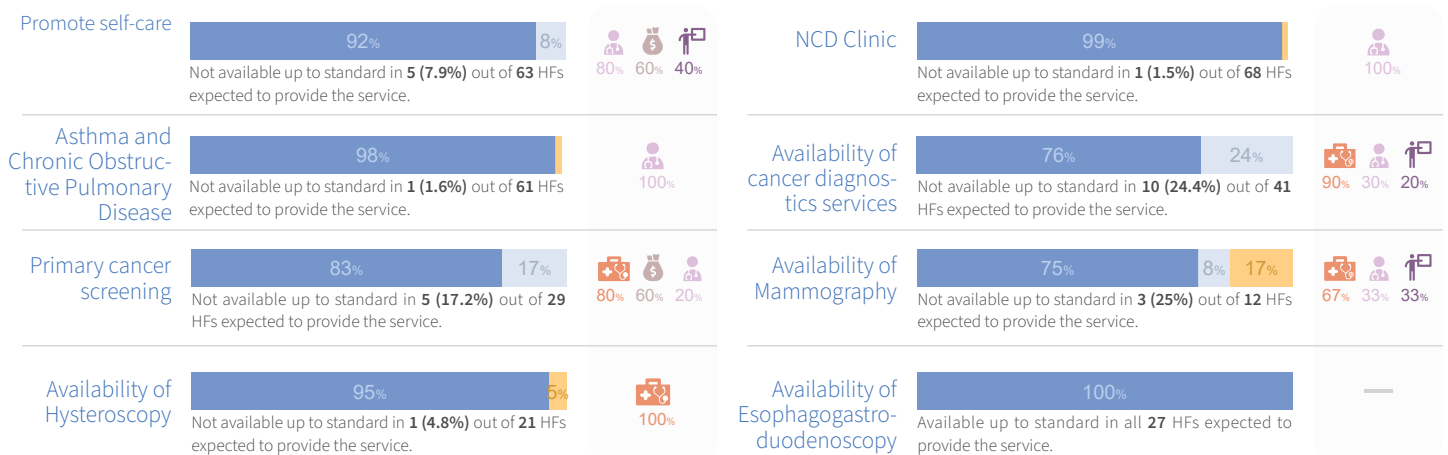
### Maternal and newborn health



### Sexual violence



## Noncommunicable diseases and mental health



### Availability status

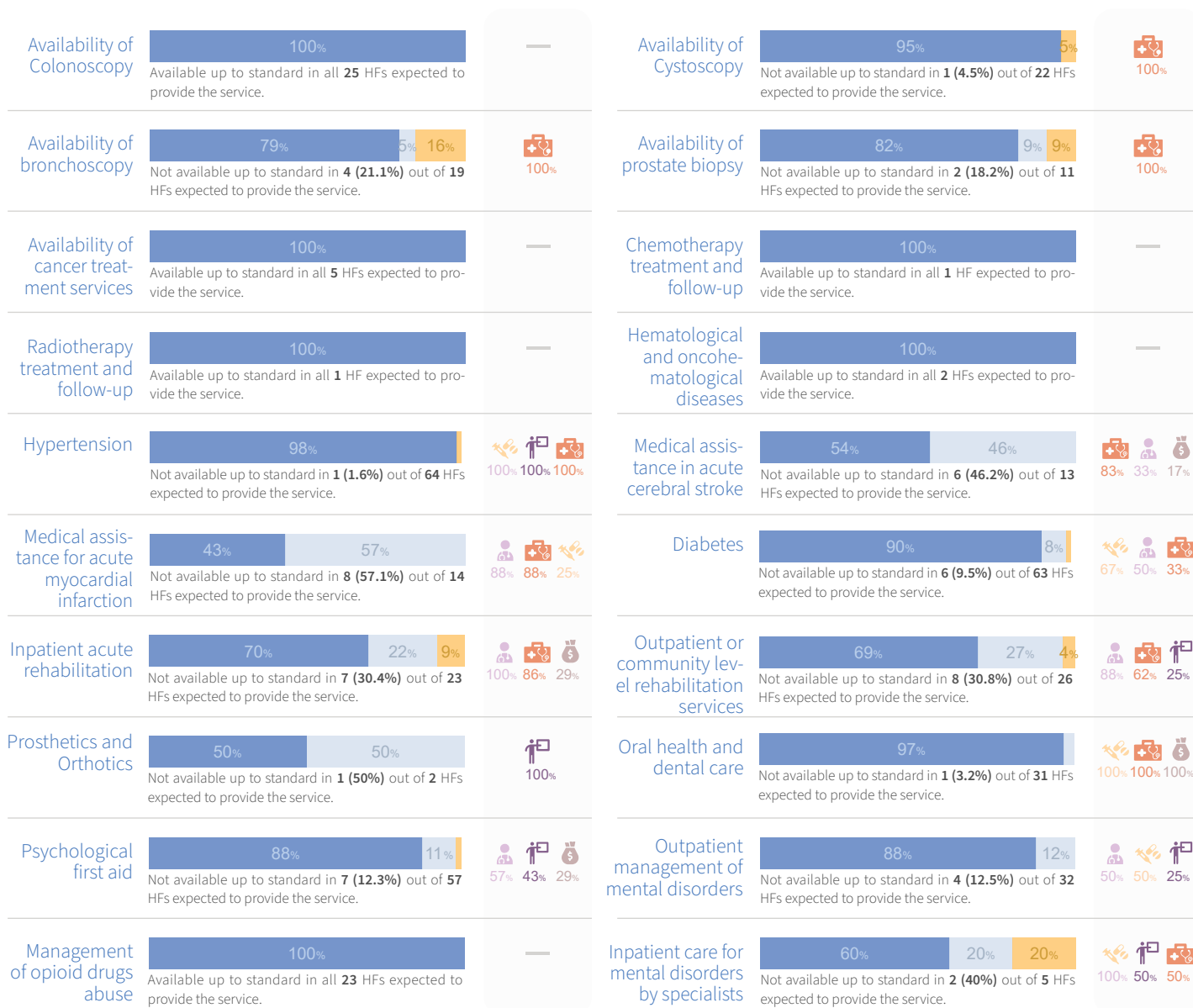
Available Partially available Not available

### Barriers for partial availability or non-availability.

Lack of staff Lack of supplies Lack of financial resources  
Lack of training Lack of equipment



## Noncommunicable diseases and mental health (cont.)



This analysis was produced based on the information reported into HeRAMS up to 27 August 2025 and while the deployment of HeRAMS, including data verification and validation, continue. Hence, this analysis is not final and is produced solely for the purposes of informing operations.

The designations employed and the presentation of the material in this report do not imply the expression of any opinion whatsoever on the part of WHO concerning the legal status of any country, territory, city, or area or of its authorities, or concerning the delimitation of its frontiers or boundaries. Dotted lines on maps represent approximate border lines for which there may not yet be full agreement.

### Notes:

1. Causes of non-functionality, basic amenity types, and barriers impeding service availability, were limited to the top three most frequently reported responses.
2. The analysis of barriers impeding service availability was limited to HFs where the health service is not available up to standard.
3. The analysis of individual services was limited to HFs expected to provide the specific service.



Data source: HeRAMS Ukraine  
Data accessed on: 27 August 2025  
Date report created: 30 October 2025  
Contact: [herams@who.int](mailto:herams@who.int)






# HeRAMS Ukraine | Chernihivska

## SNAPSHOT AUGUST 2025

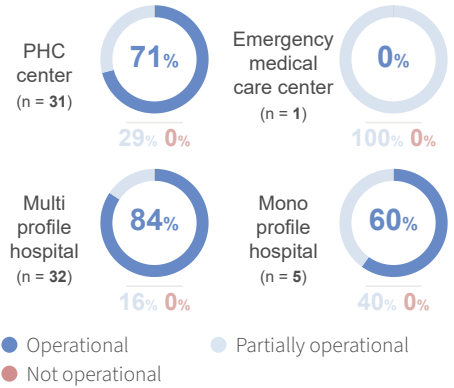
### OPERATIONAL STATUS



Out of 69 HF's\* evaluated.



### HF by type



### MAIN CAUSES OF...

#### Building damage

The 2 primary causes of building damage reported by 16 partially damaged HF's.



#### Equipment damage

The 2 primary causes of equipment damage reported by 9 partially damaged HF's.




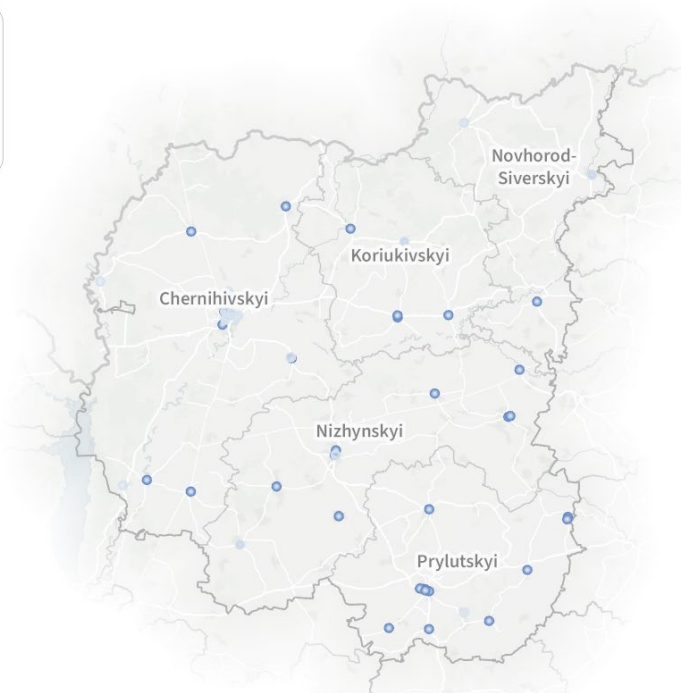
#### Functionality constraints

The 2 primary causes of functionality constraints reported by 1 partially functioning HF.



#### Accessibility constraints

The primary cause of accessibility constraints reported by 2 partially accessible HF's.



\* The term health facility is an all-encompassing designation that includes all modalities of service delivery. Beyond traditional health facilities, this may include temporary structures or mobile clinics.

\*\* HF's reported as destroyed, non-functioning, or inaccessible are deemed unable to provide any health services, hence categorized as non-operational. Consequently, reporting ends upon confirmation of a HF's non-operational status.



## Partner support

Out of 69 HF partially and fully operational HF.



### Partner support types

Out of 41 HF receiving major or partial support from partners.



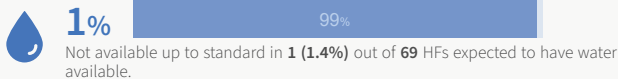
## BASIC AMENITIES\*

Out of 69 HF partially and fully operational HF.

● Available ● Partially available ● Not available


### WASH

#### Water

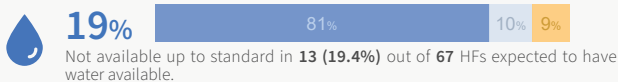


#### Main water sources

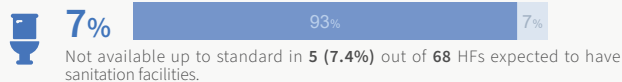
Out of 69 HF where water is at least partially available.



#### Water storage



#### Sanitation facilities



Out of 68 HF where sanitation facilities is at least partially available.

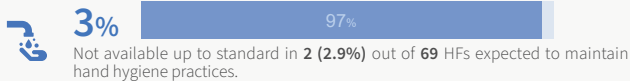
#### Sanitation facilities types\*



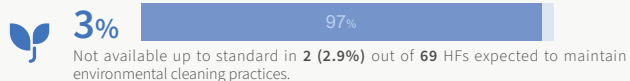
#### Sanitation facilities accessibility\*



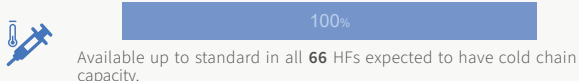
#### Hand-hygiene facilities



#### Cleaning equipment



### Cold chain



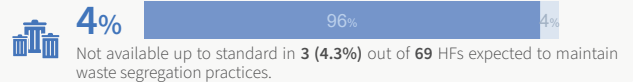
#### Cold chain sources

Out of 66 HF where cold chain is at least partially available.

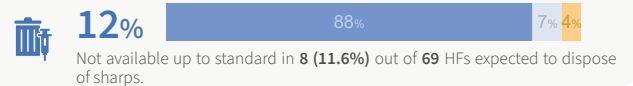


### Waste management

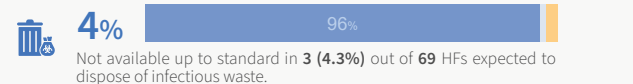
#### Waste segregation



#### Final disposal of sharps



#### Final disposal of infectious waste

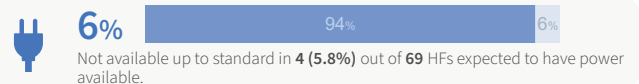


#### Waste disposal methods

Out of 67 HF where final disposal of sharps or infectious waste are at least partially available.



### Power

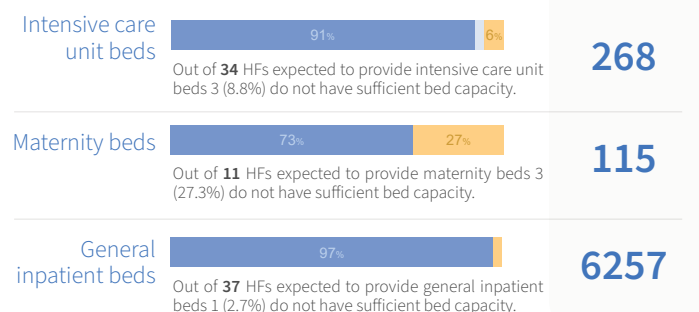


#### Power sources

Out of 69 HF where power is at least partially available.



### Inpatient bed capacity\*



#### Main barriers\*

Out of 4 HF where inpatient bed capacity is not available up to standards.



\*Out of 69 HF. HF reported as destroyed, non-functioning, or inaccessible are considered unable to provide health services in their current state and are therefore excluded from this section.

# BASIC AMENITIES\*

Out of 69 HFIs partially and fully operational HFIs.

● Available ● Partially available ● Not available

## Transportation of patients



1%

99%

Not available up to standard in 1 (1.4%) out of 69 HFIs expected to have water available.

### Transportation types

Out of 68 HFIs where transportation of patients is at least partially available.

Car 90% Ambulance 50% Off-road vehicle 19%

## Heating



1%

99%

Not available up to standard in 1 (1.4%) out of 69 HFIs expected to have water available.

### Heating sources

Out of 69 HFIs where heating is at least partially available.

Autonomous heating with boiler room 62% Public centralized heating 59% Autonomous electric heating 6%

## Communications Equipment Sufficiency



3%

97%

Not available up to standard in 2 (2.9%) out of 69 HFIs expected to have communication means.

### Communication equipment types

Out of 69 HFIs where communication is at least partially available.

Internet/mobile data 96% Computer 86% Mobile phone 78%

## Connectivity



3%

97%

Not available up to standard in 2 (2.9%) out of 69 HFIs expected to have water available.

### Connectivity types

Out of 69 HFIs where connectivity is at least partially available.

Landline 99% Mobile data 59% Satellite 28%

## Health information management systems

### eHealth



100%

Available up to standard in all 69 HFIs where the information system is expected.

### Data entrance into the eHealth



1%

99%

Not available up to standard in 1 (1.4%) out of 69 HFIs where the information system is expected.

### Epidemiological Reports



100%

Available up to standard in all 68 HFIs where the information system is expected.

### Activity Reports



100%

Available up to standard in all 68 HFIs where the information system is expected.

### eHealth trainings to health staff



100%

Available up to standard in all 69 HFIs where the information system is expected.

# ESSENTIAL HEALTH SERVICES\*

## Service domain overview

● Available ● Partially available ● Not available ● Not normally provided

### General clinical and trauma care



### Child health and nutrition



### Communicable diseases



### Sexual and reproductive health



### NCD and mental health



\*Out of 69 HFIs. HFIs reported as destroyed, non-functioning, or inaccessible are considered unable to provide health services in their current state and are therefore excluded from this section.



### Availability status

Available Partially available Not available

### Barriers for partial availability or non-availability.

Lack of staff Lack of supplies Lack of financial resources  
Lack of training Lack of equipment

## General clinical and emergency care



\* Out of 69 HFs. HFs reported as destroyed, non-functioning, or inaccessible are considered unable to provide health services in their current state and are therefore excluded from this section.

### Availability status

Available Partially available Not available

### Barriers for partial availability or non-availability.

Lack of staff Lack of supplies Lack of financial resources  
Lack of training Lack of equipment

## Child health and nutrition

<p>Outpatient services</p> <p>100%</p> <p>Available up to standard in all 62 HFAs expected to provide the service.</p>	—	<p>Inpatient surgical care</p> <p>82% 18%</p> <p>Not available up to standard in 3 (17.6%) out of 17 HFAs expected to provide the service.</p> <p>100% 100% 33%</p>
<p>Inpatient non-surgical care</p> <p>100%</p> <p>Available up to standard in all 28 HFAs expected to provide the service.</p>	—	<p>Management of children classified as severe or very severe diseases</p> <p>67% 17% 17%</p> <p>Not available up to standard in 4 (33.3%) out of 12 HFAs expected to provide the service.</p> <p>75% 50% 25%</p>
<p>Community mobilization for EPI</p> <p>97%</p> <p>Not available up to standard in 1 (2.9%) out of 35 HFAs expected to provide the service.</p> <p>100% 100%</p>	—	<p>EPI</p> <p>97%</p> <p>Not available up to standard in 1 (2.8%) out of 36 HFAs expected to provide the service.</p> <p>100% 100%</p>
<p>Breastfeeding practices</p> <p>100%</p> <p>Available up to standard in all 51 HFAs expected to provide the service.</p>	—	<p>Growth monitoring</p> <p>100%</p> <p>Available up to standard in all 38 HFAs expected to provide the service.</p>

## Communicable diseases

<p>Syndromic surveillance</p> <p>98%</p> <p>Not available up to standard in 1 (2%) out of 49 HFAs expected to provide the service.</p> <p>100%</p>	—	<p>Event-based surveillance</p> <p>100%</p> <p>Available up to standard in all 59 HFAs expected to provide the service.</p>
<p>Tuberculosis</p> <p>94% 6%</p> <p>Not available up to standard in 3 (6.2%) out of 48 HFAs expected to provide the service.</p> <p>67% 67% 33%</p>	—	<p>MDRTB</p> <p>100%</p> <p>Available up to standard in all 32 HFAs expected to provide the service.</p>
<p>IEC on local priority diseases</p> <p>100%</p> <p>Available up to standard in all 61 HFAs expected to provide the service.</p>	—	<p>Local priority diseases</p> <p>91% 9%</p> <p>Not available up to standard in 5 (8.6%) out of 58 HFAs expected to provide the service.</p> <p>80% 40% 20%</p>
<p>Management of severe and/or complicated communicable diseases</p> <p>84% 16%</p> <p>Not available up to standard in 3 (15.8%) out of 19 HFAs expected to provide the service.</p> <p>100% 67%</p>	—	<p>Isolation unit or room</p> <p>100%</p> <p>Available up to standard in all 25 HFAs expected to provide the service.</p>
<p>Readiness of epidemic and emergency situations</p> <p>74% 16% 11%</p> <p>Not available up to standard in 5 (26.3%) out of 19 HFAs expected to provide the service.</p> <p>60% 60% 60%</p>	—	

## Sexual and reproductive health



### STI and HIV/AIDS

<p>Free access to condoms</p> <p>75% 5% 20%</p> <p>Not available up to standard in 5 (25%) out of 20 HFAs expected to provide the service.</p> <p>60% 60% 20%</p>	—	<p>IEC on STI/HIV</p> <p>98%</p> <p>Not available up to standard in 1 (1.6%) out of 62 HFAs expected to provide the service.</p> <p>100%</p>
<p>Syndromic management of STIs</p> <p>100%</p> <p>Available up to standard in all 34 HFAs expected to provide the service.</p>	—	<p>HIV testing and counseling</p> <p>100%</p> <p>Available up to standard in all 64 HFAs expected to provide the service.</p>
<p>Pre-exposure prophylaxis</p> <p>98%</p> <p>Not available up to standard in 1 (1.7%) out of 59 HFAs expected to provide the service.</p> <p>100%</p>	—	<p>PMTCT</p> <p>93% 7%</p> <p>Not available up to standard in 3 (7.3%) out of 41 HFAs expected to provide the service.</p> <p>67% 33% 33%</p>
<p>Antiretroviral treatment</p> <p>100%</p> <p>Available up to standard in all 21 HFAs expected to provide the service.</p>	—	



### Availability status

Available Partially available Not available

### Barriers for partial availability or non-availability.

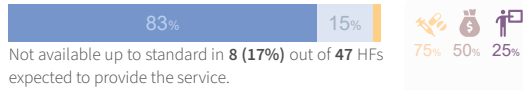
Lack of staff Lack of supplies Lack of financial resources  
Lack of training Lack of equipment

## Sexual and reproductive health (cont.)



### Maternal and newborn health

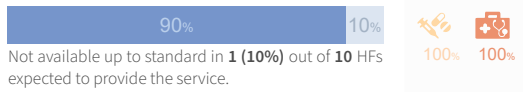
#### Family planning



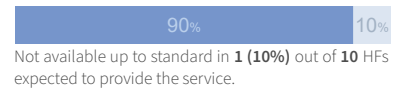
#### Antenatal care



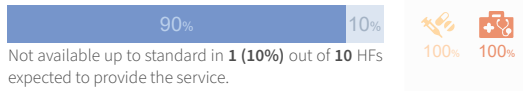
#### Skilled care during childbirth



#### Basic Emergency Obstetric Care



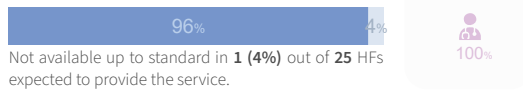
#### Comprehensive Emergency Obstetric Care



#### Postpartum care

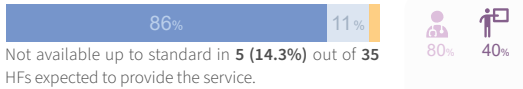


#### Comprehensive abortion care

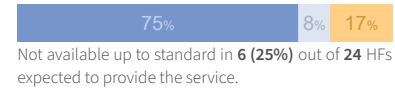


### Sexual violence

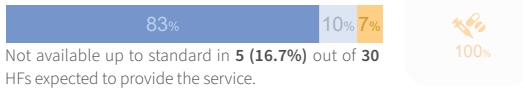
#### Clinical management of rape survivors



#### Emergency contraception

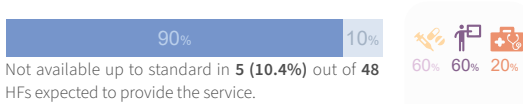


#### Post-exposure prophylaxis

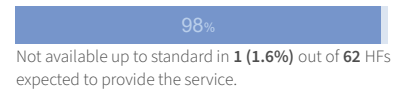


## Noncommunicable diseases and mental health

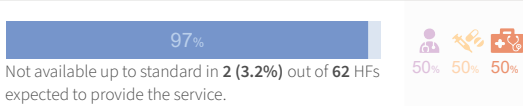
#### Promote self-care



#### NCD Clinic



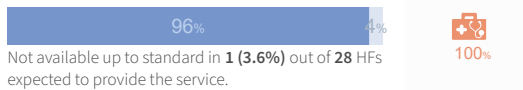
#### Asthma and Chronic Obstructive Pulmonary Disease



#### Availability of cancer diagnostics services




#### Primary cancer screening



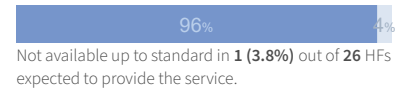
#### Availability of Mammography



#### Availability of Hysteroscopy



#### Availability of Esophagogastroduodenoscopy



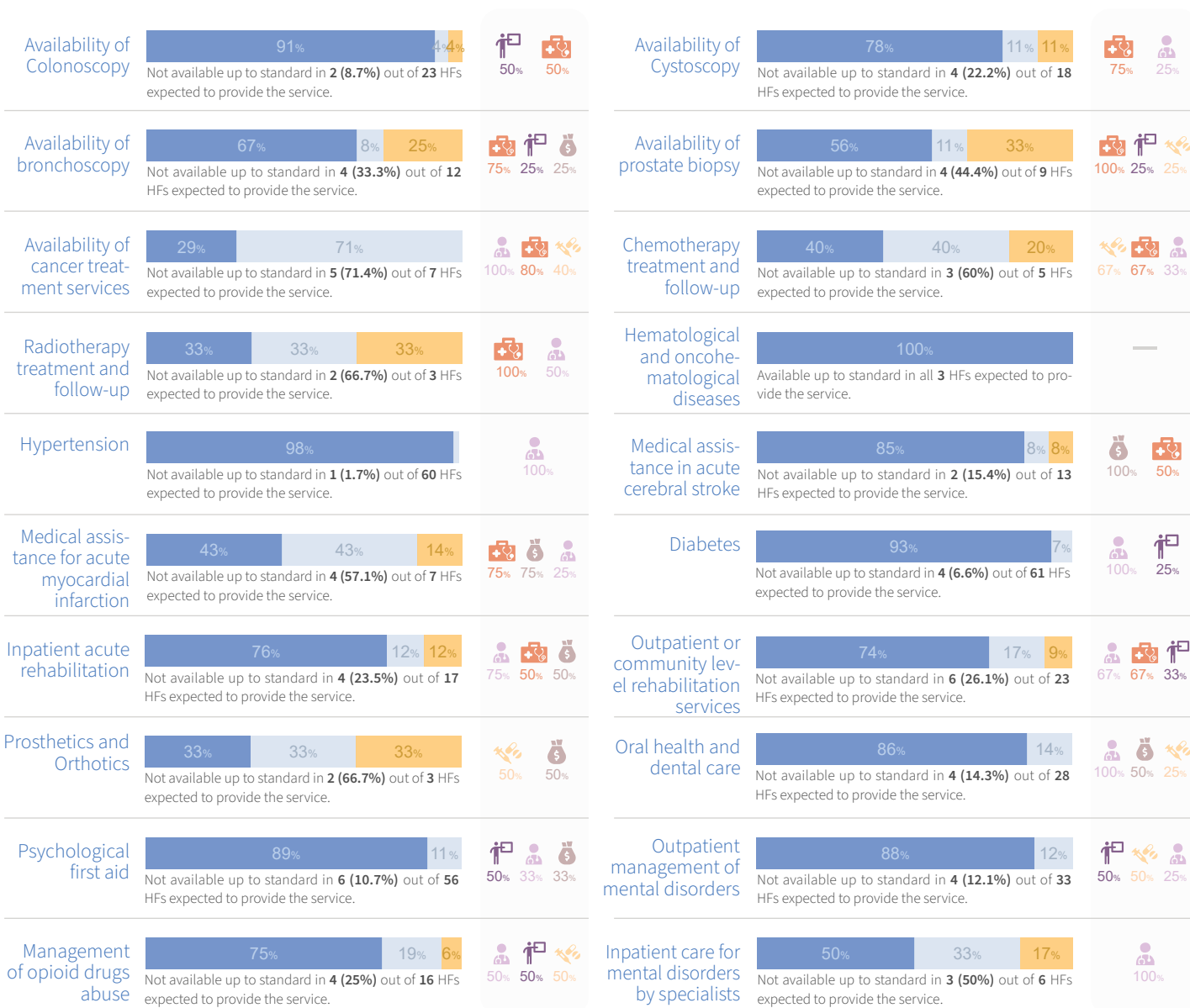
### Availability status

Available Partially available Not available

### Barriers for partial availability or non-availability.

Lack of staff Lack of supplies Lack of financial resources  
Lack of training Lack of equipment

## Noncommunicable diseases and mental health (cont.)



This analysis was produced based on the information reported into HeRAMS up to 27 August 2025 and while the deployment of HeRAMS, including data verification and validation, continue. Hence, this analysis is not final and is produced solely for the purposes of informing operations.

The designations employed and the presentation of the material in this report do not imply the expression of any opinion whatsoever on the part of WHO concerning the legal status of any country, territory, city, or area or of its authorities, or concerning the delimitation of its frontiers or boundaries. Dotted lines on maps represent approximate border lines for which there may not yet be full agreement.

### Notes:

1. Causes of non-functionality, basic amenity types, and barriers impeding service availability, were limited to the top three most frequently reported responses.
2. The analysis of barriers impeding service availability was limited to HF where the health service is not available up to standard.
3. The analysis of individual services was limited to HF expected to provide the specific service.



Data source: HeRAMS Ukraine  
Data accessed on: 27 August 2025  
Date report created: 30 October 2025  
Contact: [herams@who.int](mailto:herams@who.int)





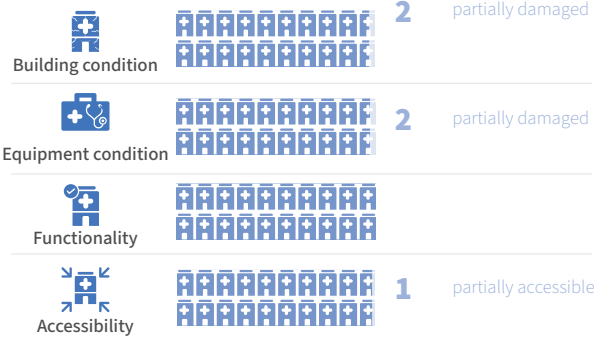
# HeRAMS Ukraine | Chernivetska

## SNAPSHOT AUGUST 2025

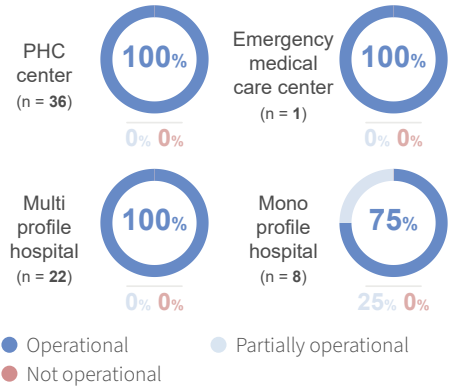
### OPERATIONAL STATUS



Out of 67 HF's\* evaluated.



### HF by type



### MAIN CAUSES OF...

#### Building damage

The 2 primary causes of building damage reported by 2 partially damaged HF's.



#### Equipment damage

The 2 primary causes of equipment damage reported by 2 partially damaged HF's.


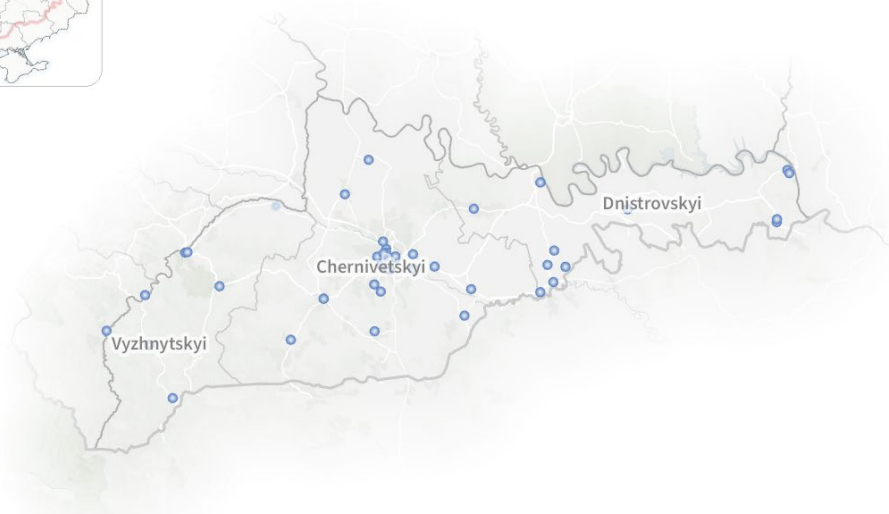



#### Functionality constraints

No functionality constraints reported.

#### Accessibility constraints

The 2 primary causes of accessibility constraints reported by 1 partially accessible HF.



\* The term health facility is an all-encompassing designation that includes all modalities of service delivery. Beyond traditional health facilities, this may include temporary structures or mobile clinics.  
 \*\* HF's reported as destroyed, non-functioning, or inaccessible are deemed unable to provide any health services, hence categorized as non-operational. Consequently, reporting ends upon confirmation of a HF's non-operational status.  
 \*\*\* 6% of HF's have not reported since May 2025, thus data should be interpret with care.



Out of 67 HF partially and fully operational HF.



**Partner support types**

Out of 14 HF receiving major or partial support from partners.



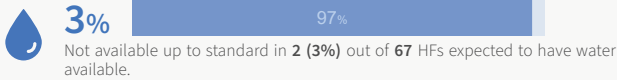
 **BASIC AMENITIES\***

Out of 67 HF partially and fully operational HF.

● Available ● Partially available ● Not available

**WASH**

**Water**



**Main water sources**

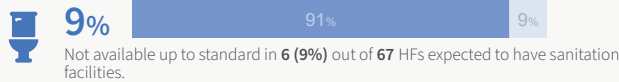
Out of 67 HF where water is at least partially available.



**Water storage**



**Sanitation facilities**



Out of 67 HF where sanitation facilities is at least partially available.

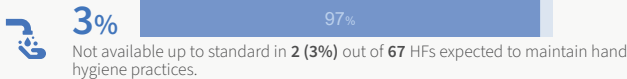
**Sanitation facilities types\***



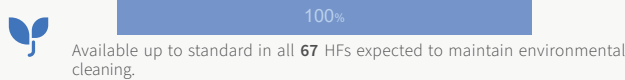
**Sanitation facilities accessibility\***



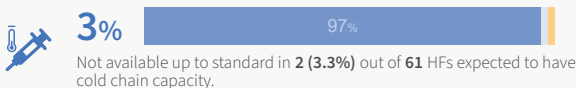
**Hand-hygiene facilities**



**Cleaning equipment**



**Cold chain**



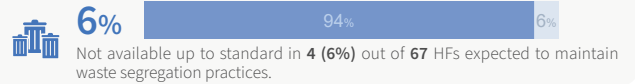
**Cold chain sources**

Out of 60 HF where cold chain is at least partially available.

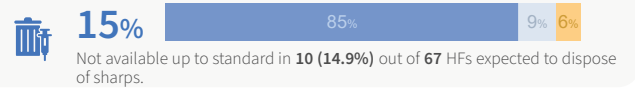


**Waste management**

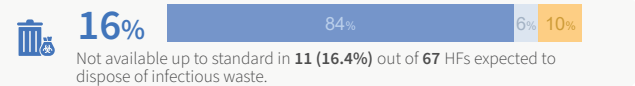
**Waste segregation**



**Final disposal of sharps**

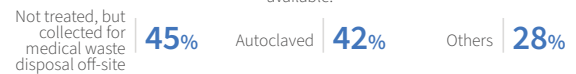


**Final disposal of infectious waste**

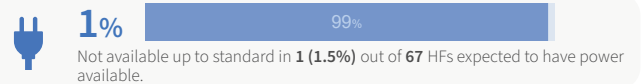


**Waste disposal methods**

Out of 60 HF where final disposal of sharps or infectious waste are at least partially available.



**Power**

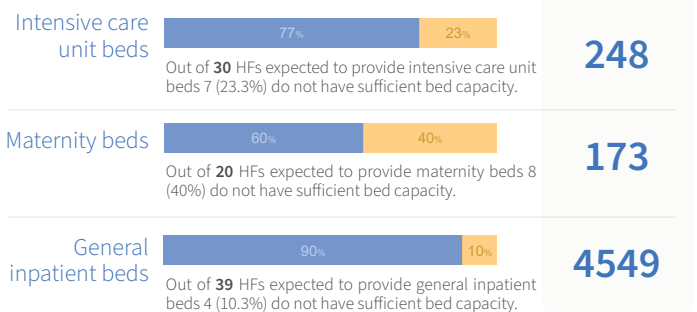


**Power sources**

Out of 67 HF where power is at least partially available.



**Inpatient bed capacity\***



**Main barriers\***

Out of 8 HF where inpatient bed capacity is not available up to standards.



\*Out of 67 HF. HF reported as destroyed, non-functioning, or inaccessible are considered unable to provide health services in their current state and are therefore excluded from this section.

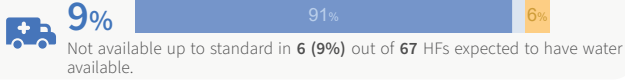


# BASIC AMENITIES\*

Out of 67 HFIs partially and fully operational HFIs.

● Available ● Partially available ● Not available

## Transportation of patients

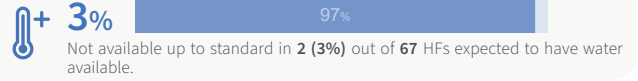


### Transportation types

Out of 63 HFIs where transportation of patients is at least partially available.



## Heating

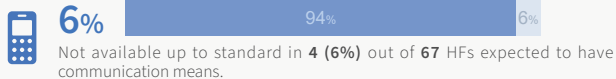


### Heating sources

Out of 67 HFIs where heating is at least partially available.



## Communications Equipment Sufficiency

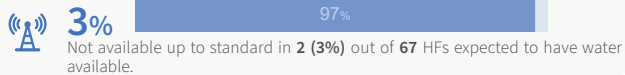


### Communication equipment types

Out of 67 HFIs where communication is at least partially available.



## Connectivity



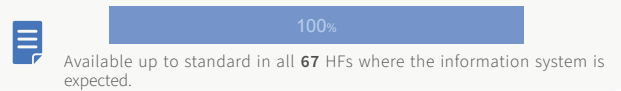
### Connectivity types

Out of 67 HFIs where connectivity is at least partially available.

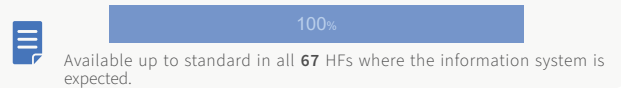


## Health information management systems

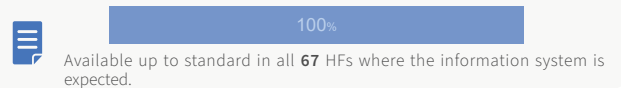
### eHealth



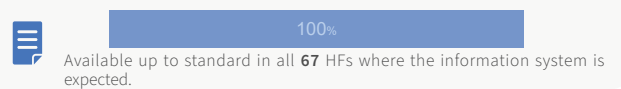
### Data entrance into the eHealth



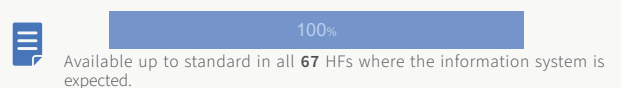
### Epidemiological Reports



### Activity Reports



### eHealth trainings to health staff

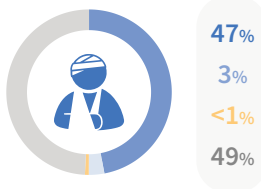


# ESSENTIAL HEALTH SERVICES\*

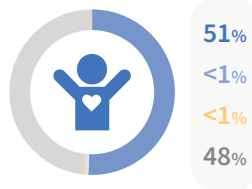
## Service domain overview

● Available ● Partially available ● Not available ● Not normally provided

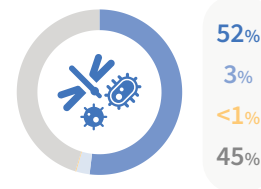
### General clinical and trauma care



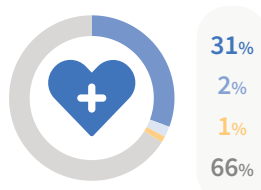
### Child health and nutrition



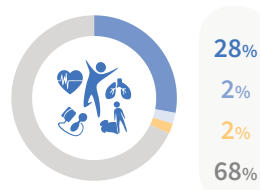
### Communicable diseases



### Sexual and reproductive health



### NCD and mental health



\*Out of 67 HFIs. HFIs reported as destroyed, non-functioning, or inaccessible are considered unable to provide health services in their current state and are therefore excluded from this section.



### Availability status

Available Partially available Not available

### Barriers for partial availability or non-availability.

Lack of staff Lack of supplies Lack of financial resources  
Lack of training Lack of equipment

## General clinical and emergency care



\* Out of 67 HFAs. HFAs reported as destroyed, non-functioning, or inaccessible are considered unable to provide health services in their current state and are therefore excluded from this section.

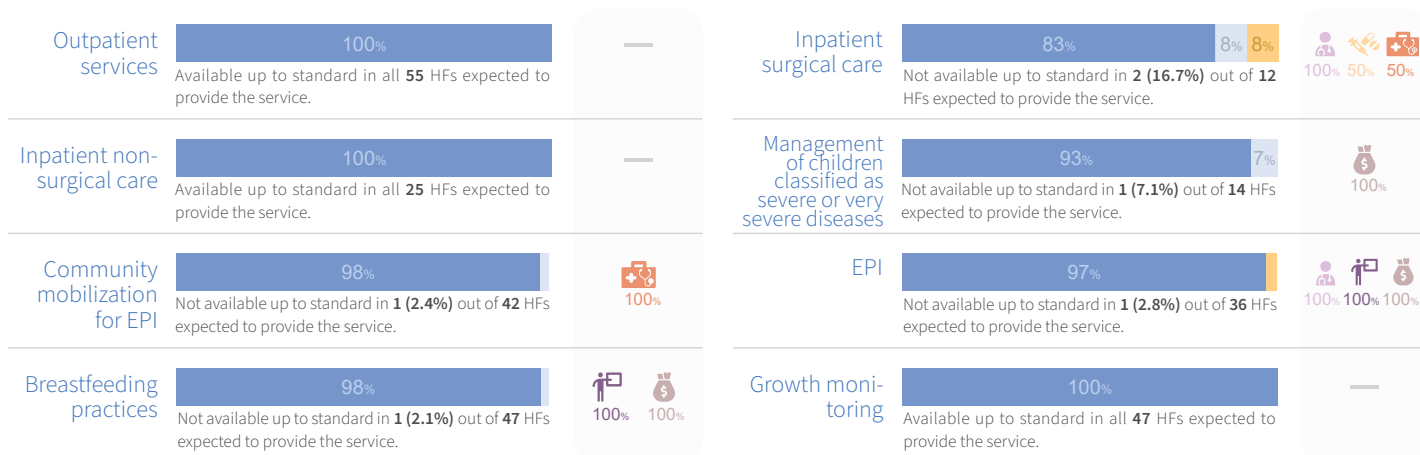
### Availability status

Available Partially available Not available

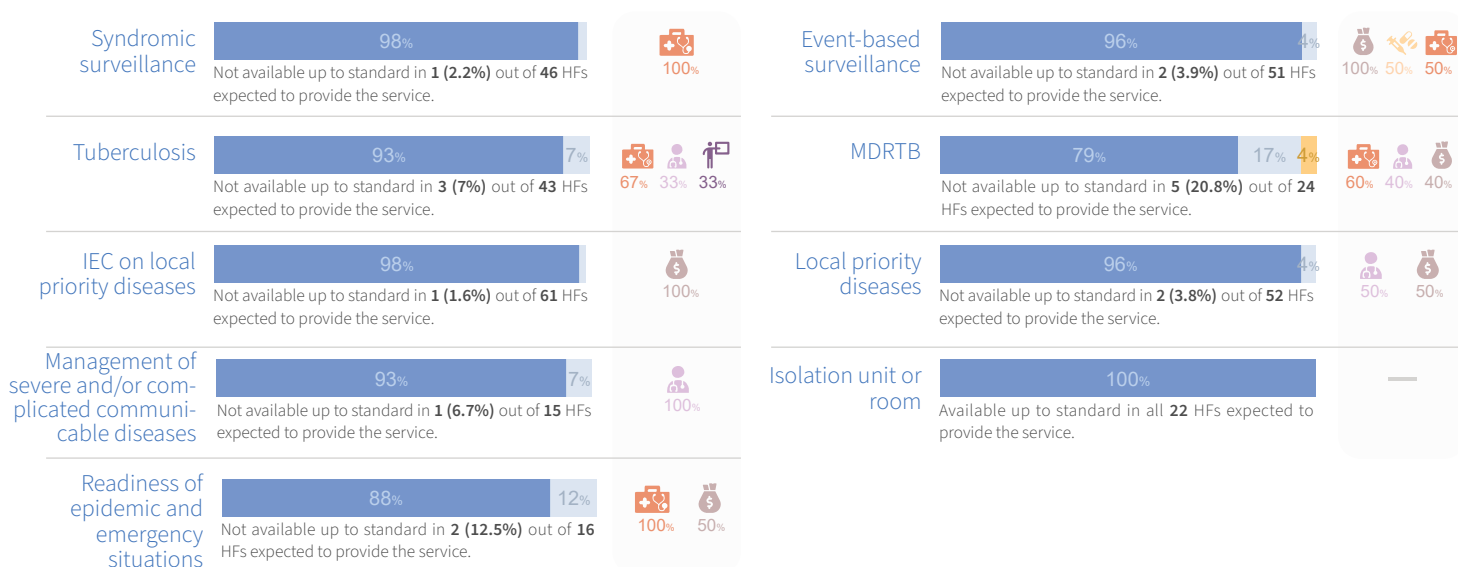
### Barriers for partial availability or non-availability.

Lack of staff Lack of supplies Lack of financial resources  
Lack of training Lack of equipment

## Child health and nutrition

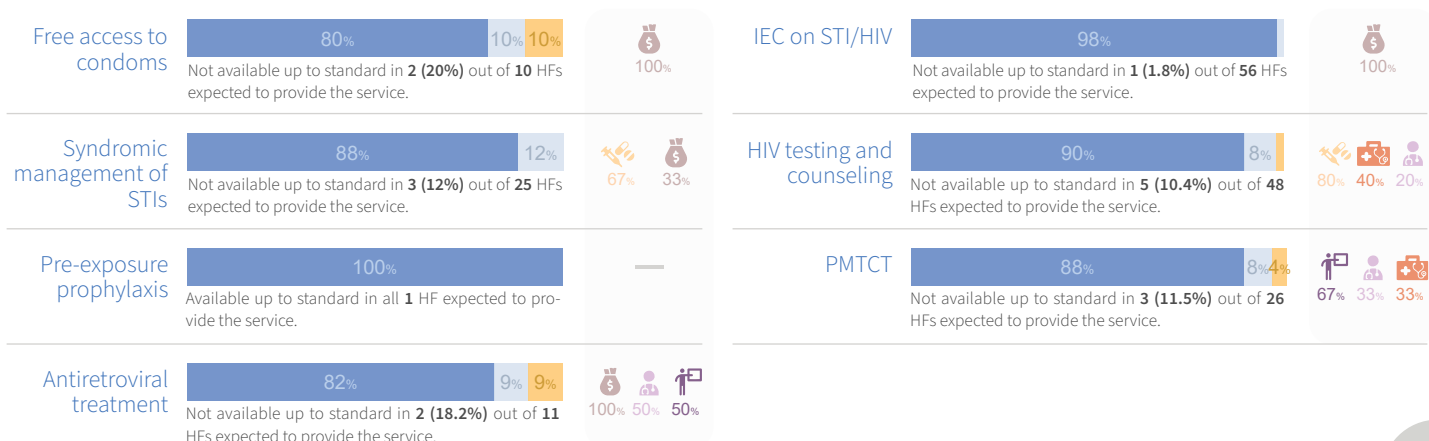


## Communicable diseases



## Sexual and reproductive health

### STI and HIV/AIDS



### Availability status

Available Partially available Not available

### Barriers for partial availability or non-availability.

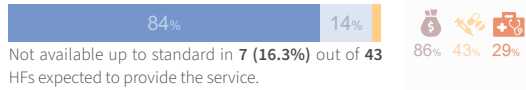
Lack of staff Lack of supplies Lack of financial resources  
Lack of training Lack of equipment

## Sexual and reproductive health (cont.)

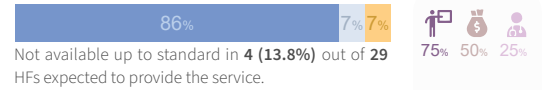


### Maternal and newborn health

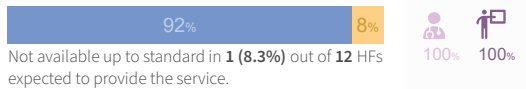
#### Family planning



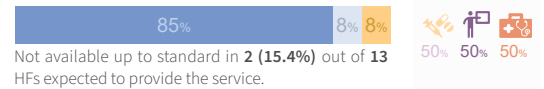
#### Antenatal care




#### Skilled care during childbirth



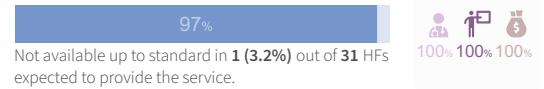
#### Basic Emergency Obstetric Care



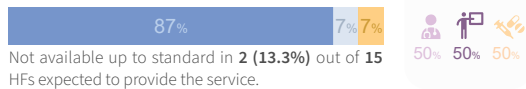
#### Comprehensive Emergency Obstetric Care



#### Postpartum care

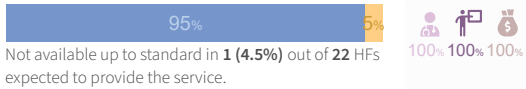


#### Comprehensive abortion care

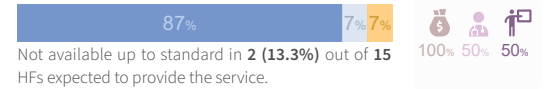


### Sexual violence

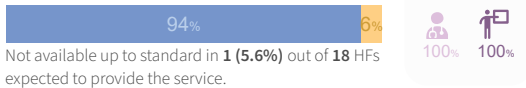
#### Clinical management of rape survivors



#### Emergency contraception

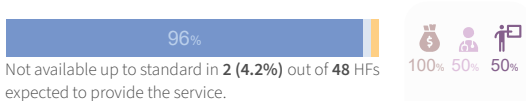


#### Post-exposure prophylaxis

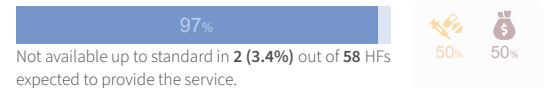


## Noncommunicable diseases and mental health

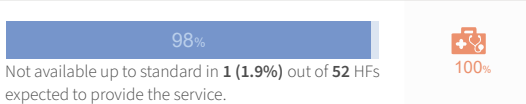
#### Promote self-care



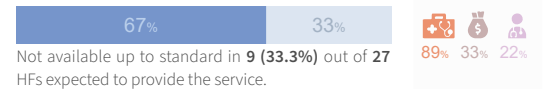
#### NCD Clinic



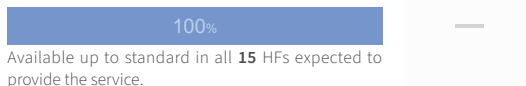
#### Asthma and Chronic Obstructive Pulmonary Disease



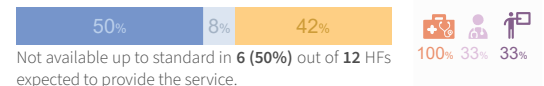
#### Availability of cancer diagnostics services



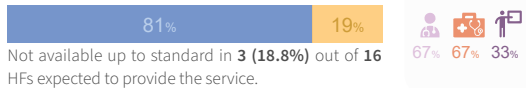
#### Primary cancer screening



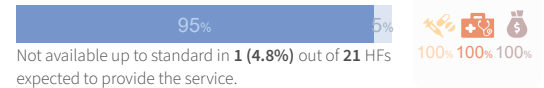
#### Availability of Mammography



#### Availability of Hysteroscopy



#### Availability of Esophagogastro-duodenoscopy



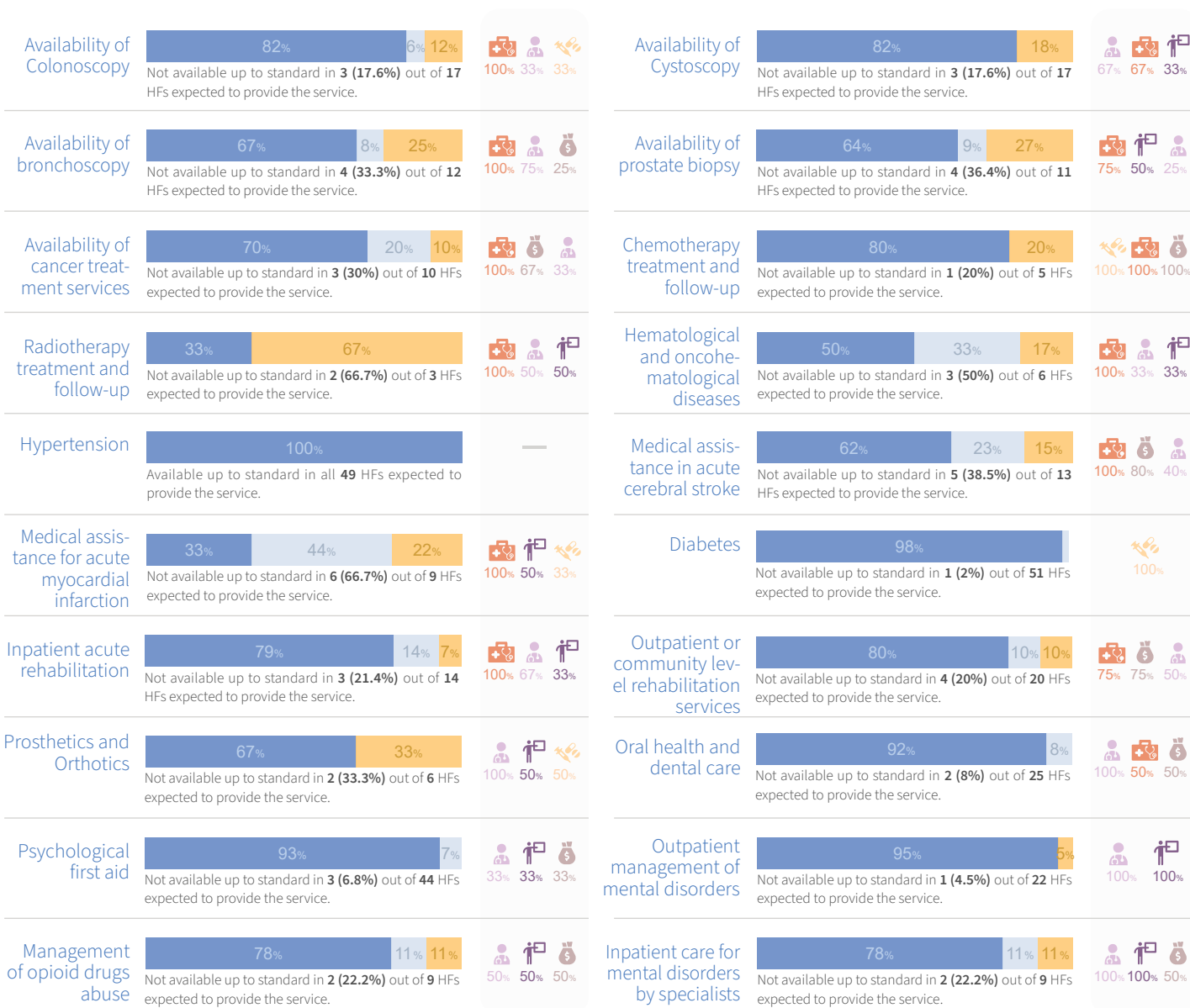
## Availability status

Available Partially available Not available

## Barriers for partial availability or non-availability.

Lack of staff Lack of supplies Lack of financial resources  
Lack of training Lack of equipment

# Noncommunicable diseases and mental health (cont.)



This analysis was produced based on the information reported into HeRAMS up to 27 August 2025 and while the deployment of HeRAMS, including data verification and validation, continue. Hence, this analysis is not final and is produced solely for the purposes of informing operations.

The designations employed and the presentation of the material in this report do not imply the expression of any opinion whatsoever on the part of WHO concerning the legal status of any country, territory, city, or area or of its authorities, or concerning the delimitation of its frontiers or boundaries. Dotted lines on maps represent approximate border lines for which there may not yet be full agreement.

### Notes:

1. Causes of non-functionality, basic amenity types, and barriers impeding service availability, were limited to the top three most frequently reported responses.
2. The analysis of barriers impeding service availability was limited to HF where the health service is not available up to standard.
3. The analysis of individual services was limited to HF expected to provide the specific service.



Data source: HeRAMS Ukraine  
Data accessed on: 27 August 2025  
Date report created: 30 October 2025  
Contact: [herams@who.int](mailto:herams@who.int)

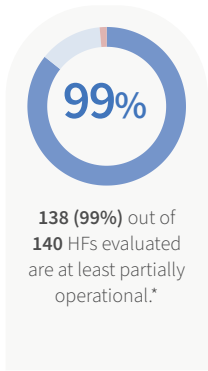




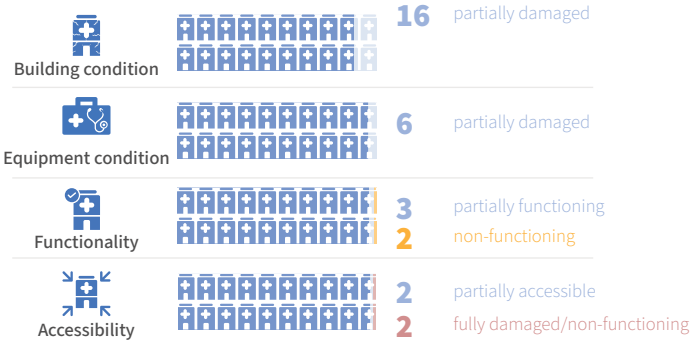
# HeRAMS Ukraine | Dnipropetrovska

## SNAPSHOT AUGUST 2025

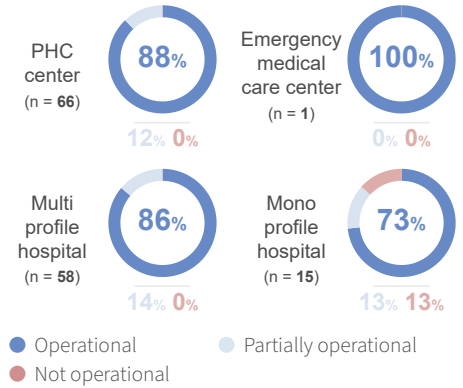
### OPERATIONAL STATUS



Out of 140 HF's\* evaluated.



### HF by type



### MAIN CAUSES OF...

#### Building damage

The 2 primary causes of building damage reported by 16 partially damaged HF's.



#### Functionality constraints

The primary cause of functionality constraints reported by 3 partially functioning and 2 non-functioning HF's.




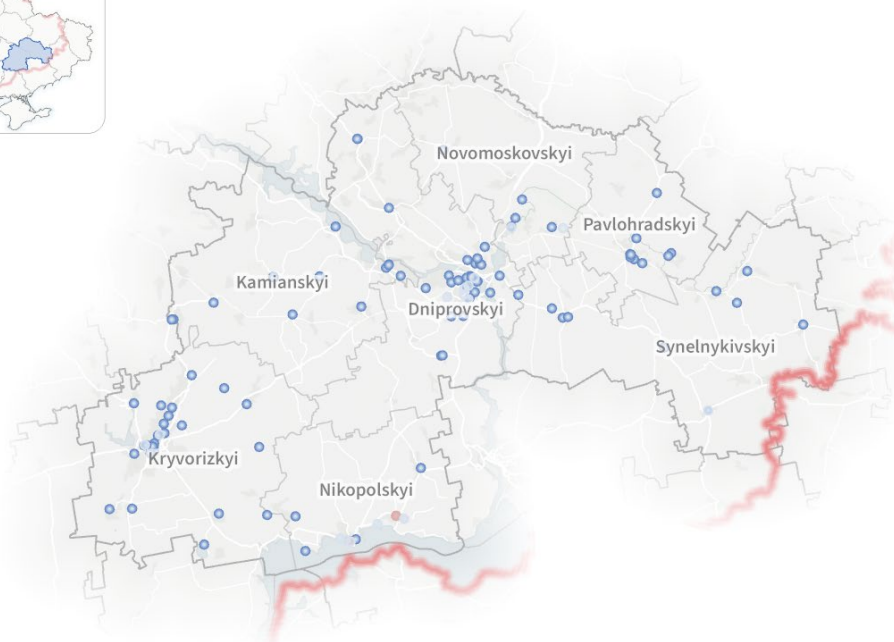
#### Equipment damage

The 2 primary causes of equipment damage reported by 6 partially damaged HF's.



#### Accessibility constraints

The 2 primary causes of accessibility constraints reported by 2 partially accessible HF's.

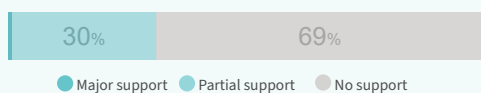


\* The term health facility is an all-encompassing designation that includes all modalities of service delivery. Beyond traditional health facilities, this may include temporary structures or mobile clinics.

\*\* HF's reported as destroyed, non-functioning, or inaccessible are deemed unable to provide any health services, hence categorized as non-operational. Consequently, reporting ends upon confirmation of a HF's non-operational status.



Out of 138 HFIs partially and fully operational HFIs.



Partner support types

Out of 43 HFIs receiving major or partial support from partners.



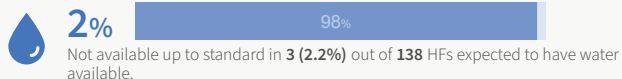
BASIC AMENITIES\*

Out of 138 HFIs partially and fully operational HFIs.

Available Partially available Not available

WASH

Water

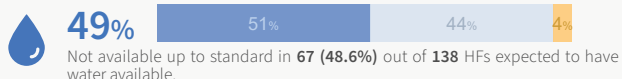


Main water sources

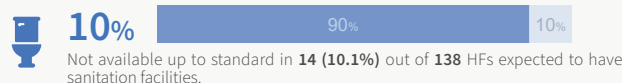
Out of 138 HFIs where water is at least partially available.



Water storage



Sanitation facilities



Out of 138 HFIs where sanitation facilities is at least partially available.

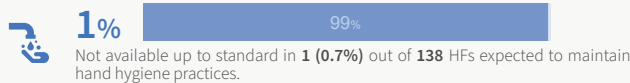
Sanitation facilities types\*



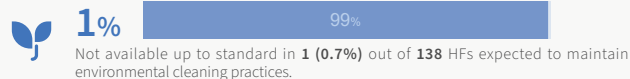
Sanitation facilities accessibility\*



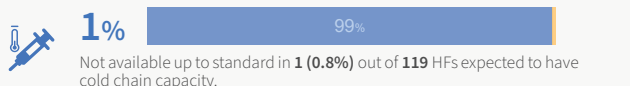
Hand-hygiene facilities



Cleaning equipment



Cold chain



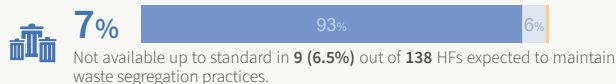
Cold chain sources

Out of 118 HFIs where cold chain is at least partially available.

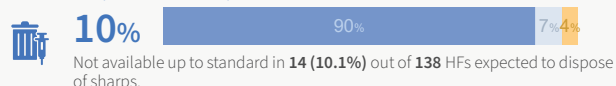


Waste management

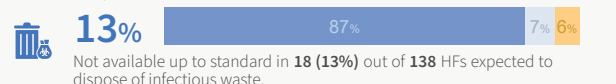
Waste segregation



Final disposal of sharps

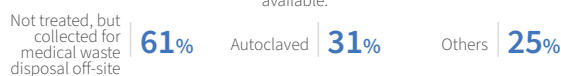


Final disposal of infectious waste

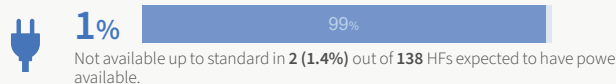


Waste disposal methods

Out of 130 HFIs where final disposal of sharps or infectious waste are at least partially available.



Power

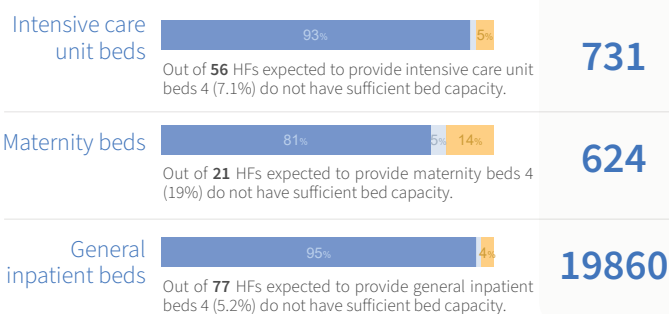


Power sources

Out of 138 HFIs where power is at least partially available.



Inpatient bed capacity\*



Main barriers\*

Out of 6 HFIs where inpatient bed capacity is not available up to standards.




\*Out of 138 HFIs. HFIs reported as destroyed, non-functioning, or inaccessible are considered unable to provide health services in their current state and are therefore excluded from this section.

# BASIC AMENITIES\*

Out of 138 HFIs partially and fully operational HFIs.

● Available ● Partially available ● Not available

## Transportation of patients

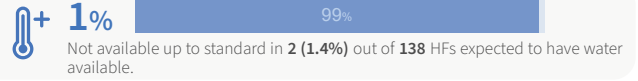


### Transportation types

Out of 135 HFIs where transportation of patients is at least partially available.

Car 93% Ambulance 34% Truck 5%

## Heating

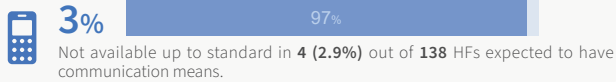


### Heating sources

Out of 138 HFIs where heating is at least partially available.

Public centralized heating 60% Autonomous heating with boiler room 39% Autonomous electric heating 21%

## Communications Equipment Sufficiency

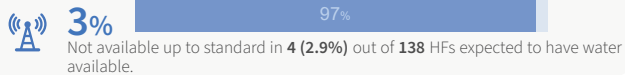


### Communication equipment types

Out of 138 HFIs where communication is at least partially available.

Internet/mobile data 94% Computer 93% Mobile phone 87%

## Connectivity



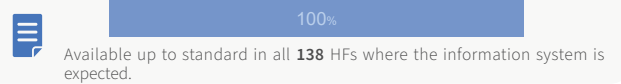
### Connectivity types

Out of 138 HFIs where connectivity is at least partially available.

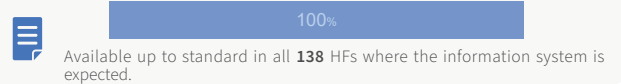
Landline 95% Mobile data 46% Satellite 30%

## Health information management systems

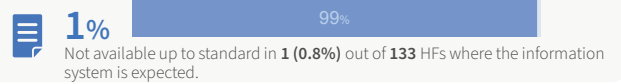
### eHealth



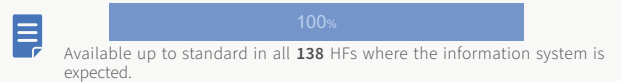
### Data entrance into the eHealth



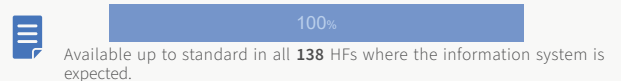
### Epidemiological Reports



### Activity Reports



### eHealth trainings to health staff

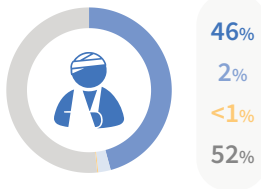


# ESSENTIAL HEALTH SERVICES\*

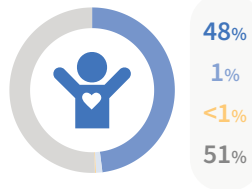
## Service domain overview

● Available ● Partially available ● Not available ● Not normally provided


### General clinical and trauma care



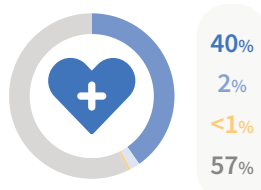
### Child health and nutrition



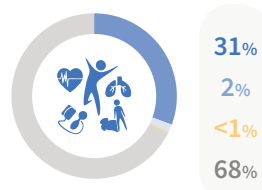
### Communicable diseases



### Sexual and reproductive health



### NCD and mental health



\*Out of 138 HFIs. HFIs reported as destroyed, non-functioning, or inaccessible are considered unable to provide health services in their current state and are therefore excluded from this section.



### Availability status

Available Partially available Not available

### Barriers for partial availability or non-availability.

Lack of staff Lack of supplies Lack of financial resources  
Lack of training Lack of equipment

## General clinical and emergency care



\* Out of 138 HF. HF reported as destroyed, non-functioning, or inaccessible are considered unable to provide health services in their current state and are therefore excluded from this section.

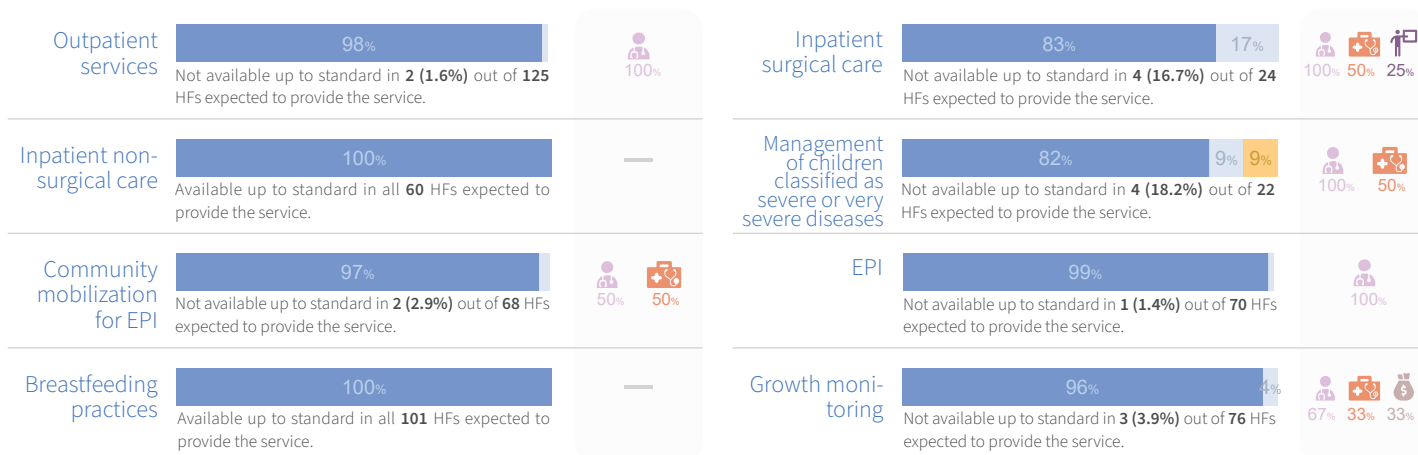
### Availability status

Available Partially available Not available

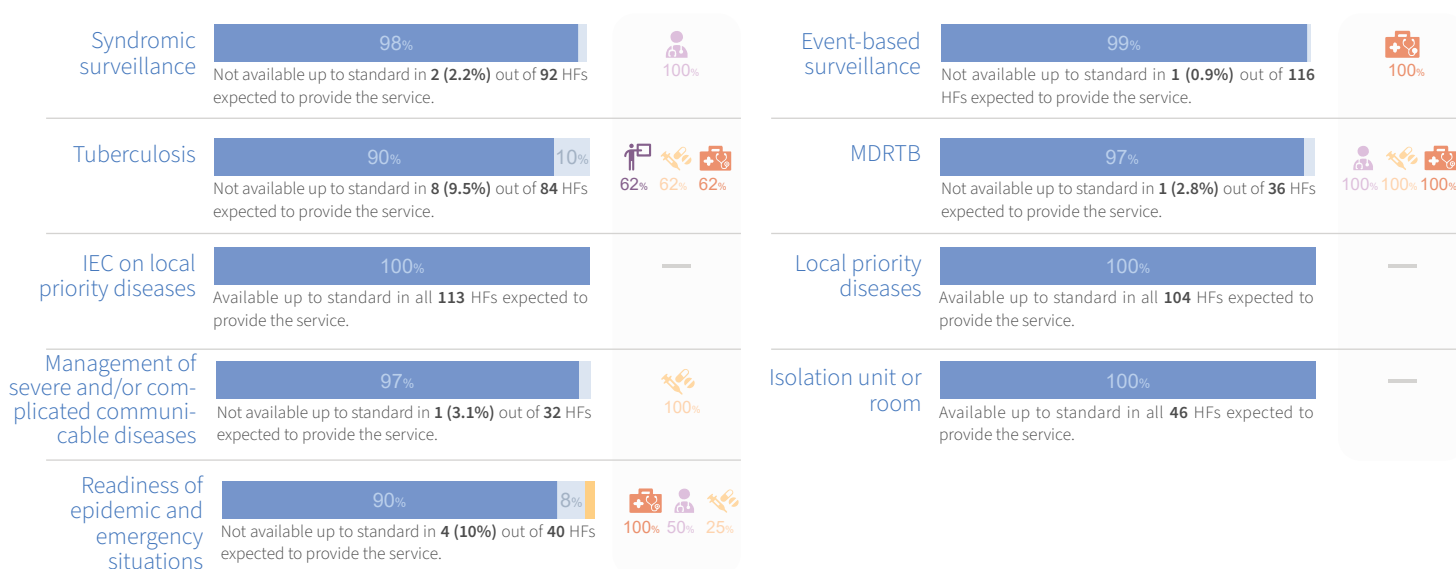
### Barriers for partial availability or non-availability.

Lack of staff Lack of supplies Lack of financial resources  
Lack of training Lack of equipment

## Child health and nutrition

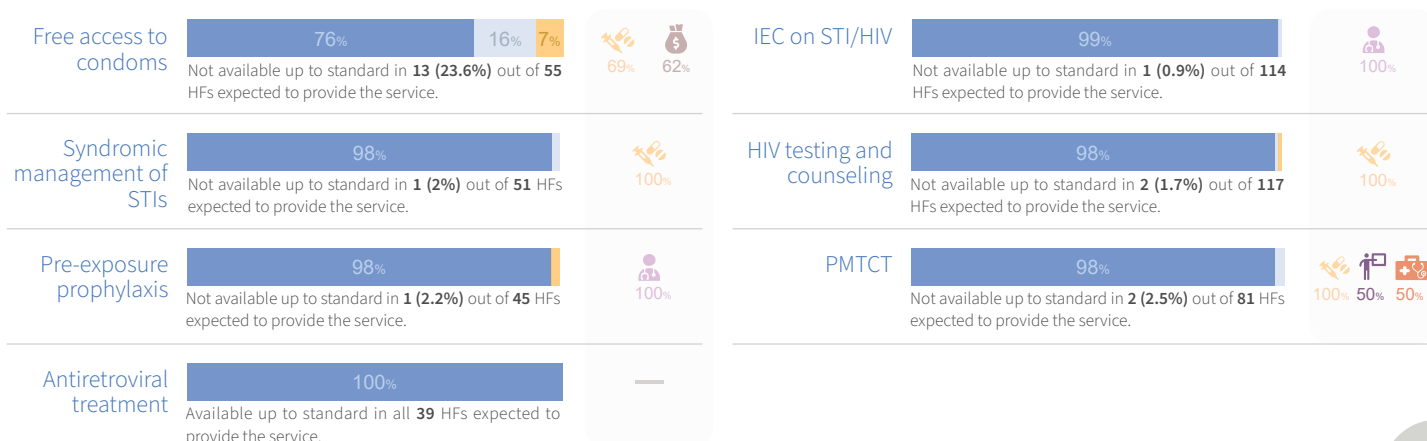


## Communicable diseases



## Sexual and reproductive health

### STI and HIV/AIDS



### Availability status

Available Partially available Not available

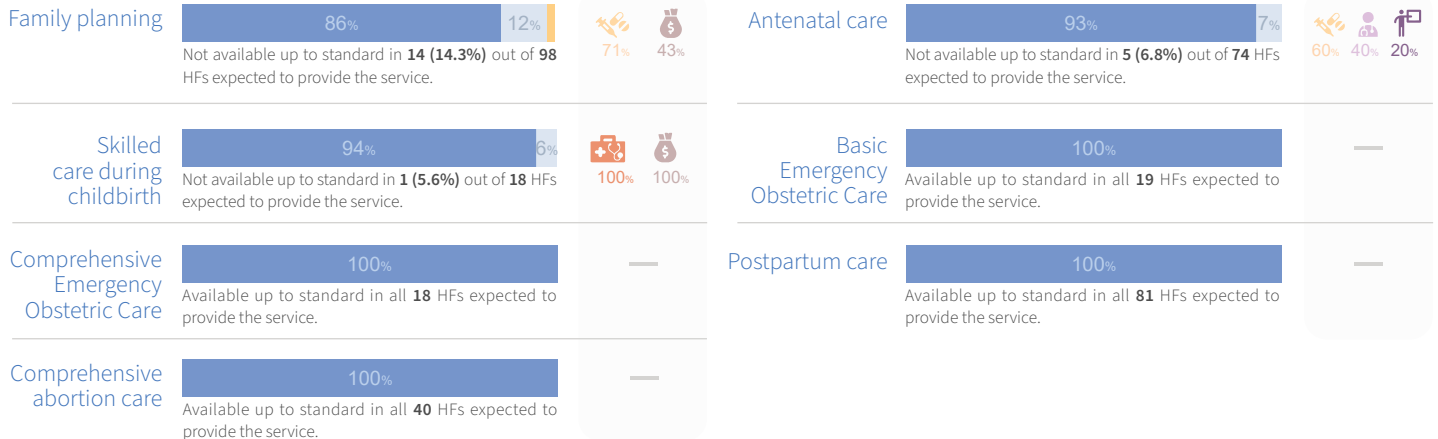
### Barriers for partial availability or non-availability.

Lack of staff Lack of supplies Lack of financial resources  
Lack of training Lack of equipment

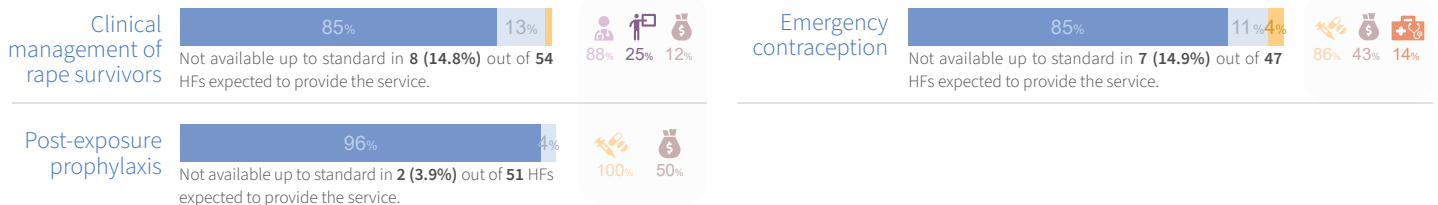
## Sexual and reproductive health (cont.)



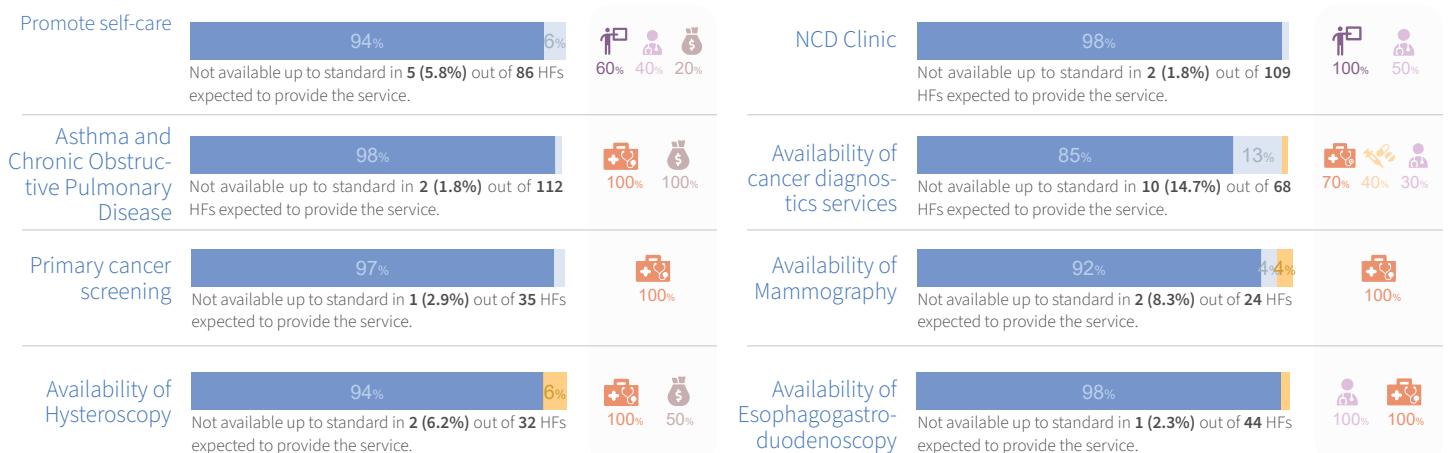
### Maternal and newborn health



### Sexual violence



## Noncommunicable diseases and mental health



### Availability status

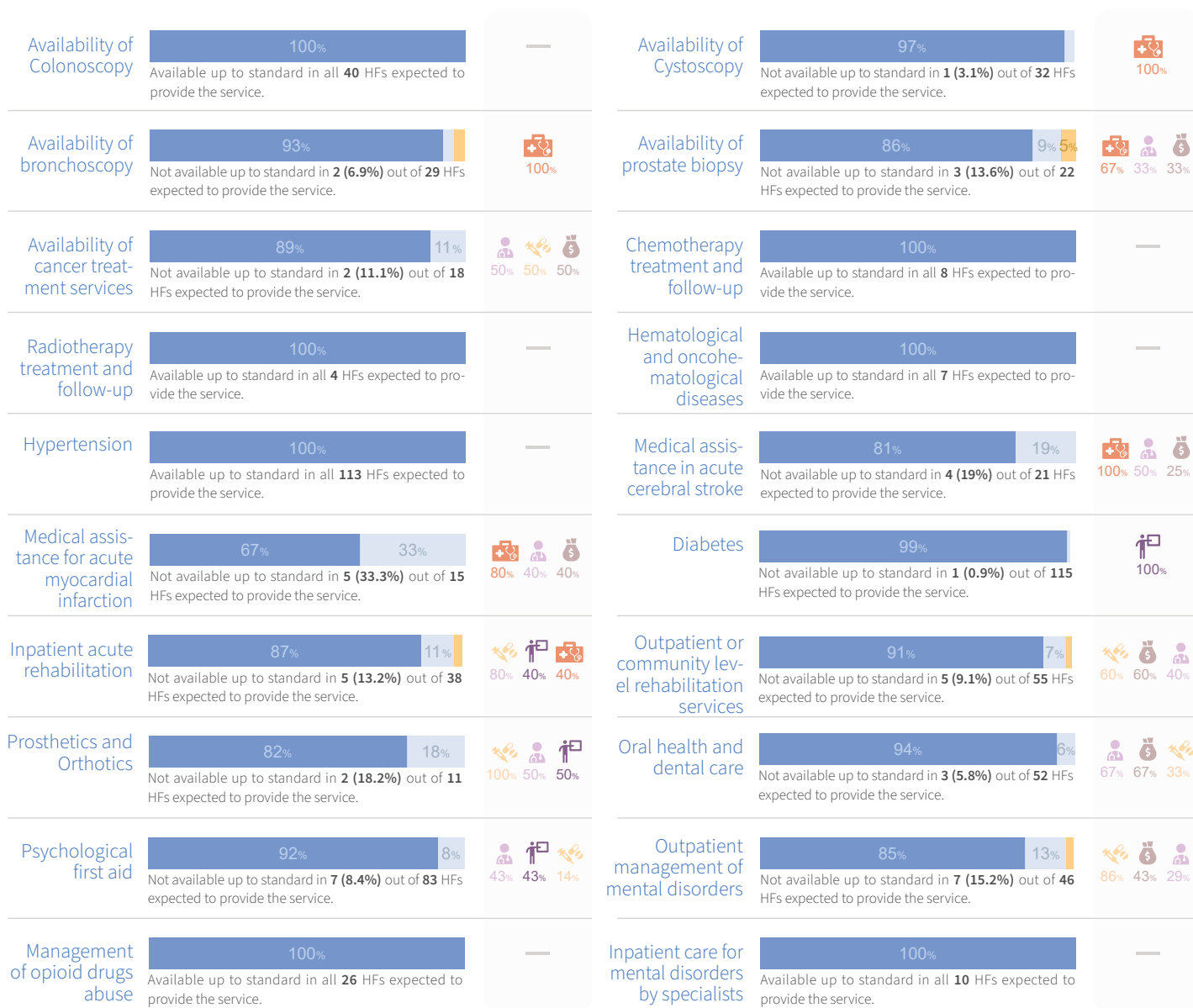
Available Partially available Not available

### Barriers for partial availability or non-availability.

Lack of staff Lack of supplies Lack of financial resources  
Lack of training Lack of equipment



## Noncommunicable diseases and mental health (cont.)



This analysis was produced based on the information reported into HeRAMS up to 27 August 2025 and while the deployment of HeRAMS, including data verification and validation, continue. Hence, this analysis is not final and is produced solely for the purposes of informing operations.

The designations employed and the presentation of the material in this report do not imply the expression of any opinion whatsoever on the part of WHO concerning the legal status of any country, territory, city, or area or of its authorities, or concerning the delimitation of its frontiers or boundaries. Dotted lines on maps represent approximate border lines for which there may not yet be full agreement.

### Notes:

1. Causes of non-functionality, basic amenity types, and barriers impeding service availability, were limited to the top three most frequently reported responses.
2. The analysis of barriers impeding service availability was limited to HFs where the health service is not available up to standard.
3. The analysis of individual services was limited to HFs expected to provide the specific service.



Data source: HeRAMS Ukraine  
Data accessed on: 27 August 2025  
Date report created: 30 October 2025  
Contact: [herams@who.int](mailto:herams@who.int)

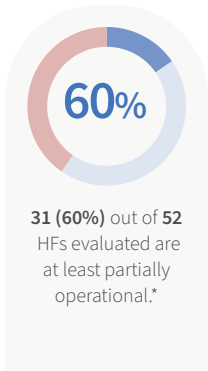




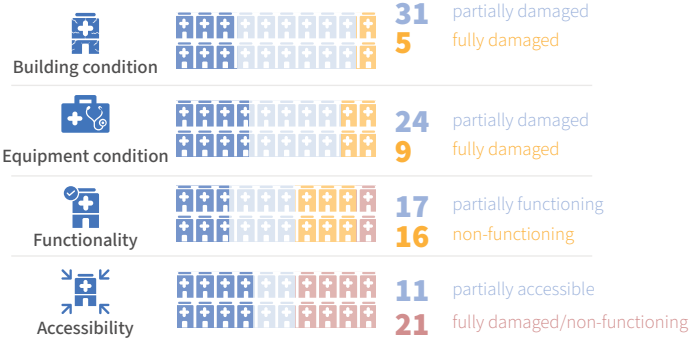
# HeRAMS Ukraine | Donetska

## SNAPSHOT AUGUST 2025

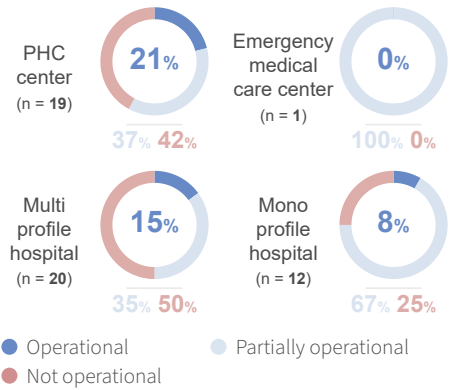
### OPERATIONAL STATUS



Out of 52 HFs\* evaluated.



### HF by type



### MAIN CAUSES OF...

#### Building damage

The primary cause of building damage reported by 31 partially damaged and 5 fully damaged HFs.



#### Equipment damage

The primary cause of equipment damage reported by 24 partially damaged and 9 fully damaged HFs.




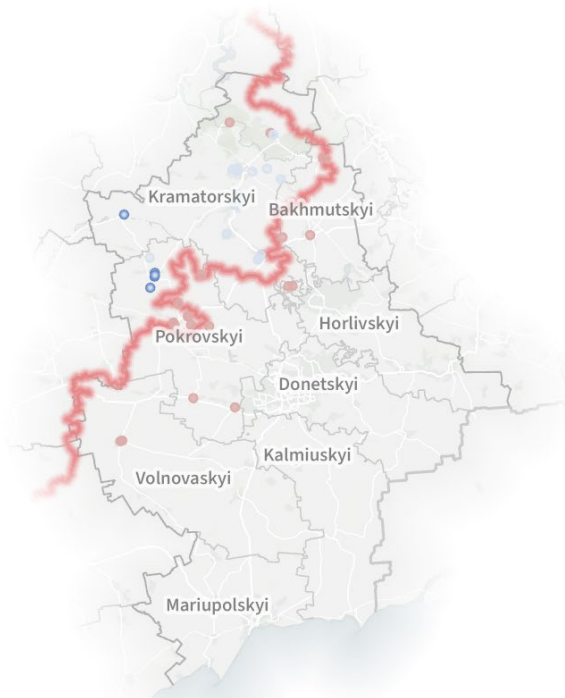
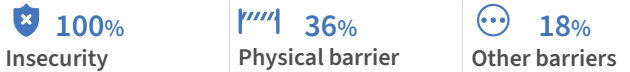
#### Functionality constraints

The 3 primary causes of functionality constraints reported by 17 partially functioning and 16 non-functioning HFs.



#### Accessibility constraints

The 3 primary causes of accessibility constraints reported by 11 partially accessible HFs.



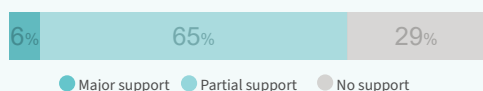
\* The term health facility is an all-encompassing designation that includes all modalities of service delivery. Beyond traditional health facilities, this may include temporary structures or mobile clinics.

\*\* HFs reported as destroyed, non-functioning, or inaccessible are deemed unable to provide any health services, hence categorized as non-operational. Consequently, reporting ends upon confirmation of a HF's non-operational status.



## Partner support

Out of 31 HF partially and fully operational HF.



### Partner support types

Out of 22 HF receiving major or partial support from partners.



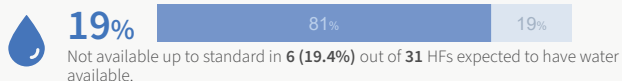
## BASIC AMENITIES\*

Out of 31 HF partially and fully operational HF.

● Available ● Partially available ● Not available

### WASH

#### Water

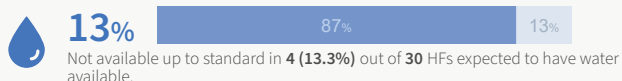


#### Main water sources

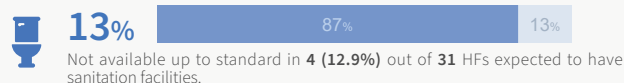
Out of 31 HF where water is at least partially available.



#### Water storage



#### Sanitation facilities



Out of 31 HF where sanitation facilities is at least partially available.

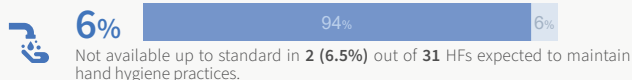
#### Sanitation facilities types\*



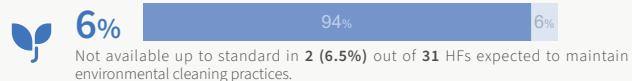
#### Sanitation facilities accessibility\*



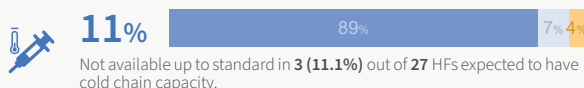
#### Hand-hygiene facilities



#### Cleaning equipment



### Cold chain



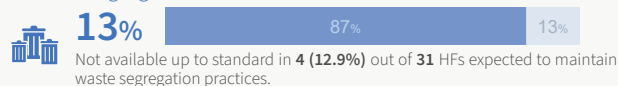
#### Cold chain sources

Out of 26 HF where cold chain is at least partially available.

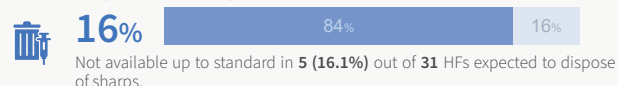


### Waste management

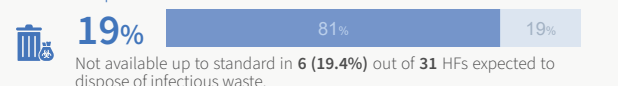
#### Waste segregation



#### Final disposal of sharps

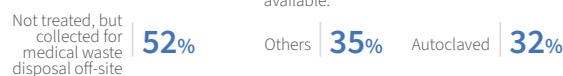


#### Final disposal of infectious waste

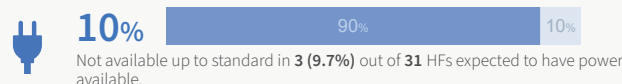


#### Waste disposal methods

Out of 31 HF where final disposal of sharps or infectious waste are at least partially available.



### Power

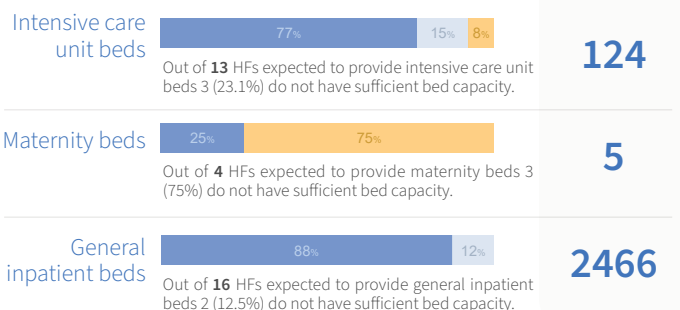


#### Power sources

Out of 31 HF where power is at least partially available.



### Inpatient bed capacity\*



#### Main barriers\*

Out of 4 HF where inpatient bed capacity is not available up to standards.



\*Out of 31 HF. HF reported as destroyed, non-functioning, or inaccessible are considered unable to provide health services in their current state and are therefore excluded from this section.

# BASIC AMENITIES\*

Out of 31 HFIs partially and fully operational HFIs.

● Available ● Partially available ● Not available

## Transportation of patients



32%

Not available up to standard in 10 (32.3%) out of 31 HFIs expected to have water available.

### Transportation types

Out of 27 HFIs where transportation of patients is at least partially available.

Car 59% Off-road vehicle 44% Ambulance 30%

## Heating



13%

Not available up to standard in 4 (12.9%) out of 31 HFIs expected to have water available.

### Heating sources

Out of 30 HFIs where heating is at least partially available.

Public centralized heating 83% Autonomous heating with boiler room 47% Autonomous electric heating 20%

## Communications Equipment Sufficiency



10%

Not available up to standard in 3 (9.7%) out of 31 HFIs expected to have communication means.

### Communication equipment types

Out of 31 HFIs where communication is at least partially available.

Internet/mobile data 97% Mobile phone 90% Computer 90%

## Connectivity



10%

Not available up to standard in 3 (9.7%) out of 31 HFIs expected to have water available.

### Connectivity types

Out of 31 HFIs where connectivity is at least partially available.

Landline 94% Mobile data 71% Satellite 16%

## Health information management systems

### eHealth



10%

Not available up to standard in 3 (9.7%) out of 31 HFIs where the information system is expected.

### Data entrance into the eHealth



10%

Not available up to standard in 3 (9.7%) out of 31 HFIs where the information system is expected.

### Epidemiological Reports



6%

Not available up to standard in 2 (6.5%) out of 31 HFIs where the information system is expected.

### Activity Reports



3%

Not available up to standard in 1 (3.2%) out of 31 HFIs where the information system is expected.

### eHealth trainings to health staff



100%

Available up to standard in all 31 HFIs where the information system is expected.

# ESSENTIAL HEALTH SERVICES\*

## Service domain overview

● Available ● Partially available ● Not available ● Not normally provided

### General clinical and trauma care



### Child health and nutrition



### Communicable diseases



### Sexual and reproductive health



### NCD and mental health



\*Out of 31 HFIs. HFIs reported as destroyed, non-functioning, or inaccessible are considered unable to provide health services in their current state and are therefore excluded from this section.



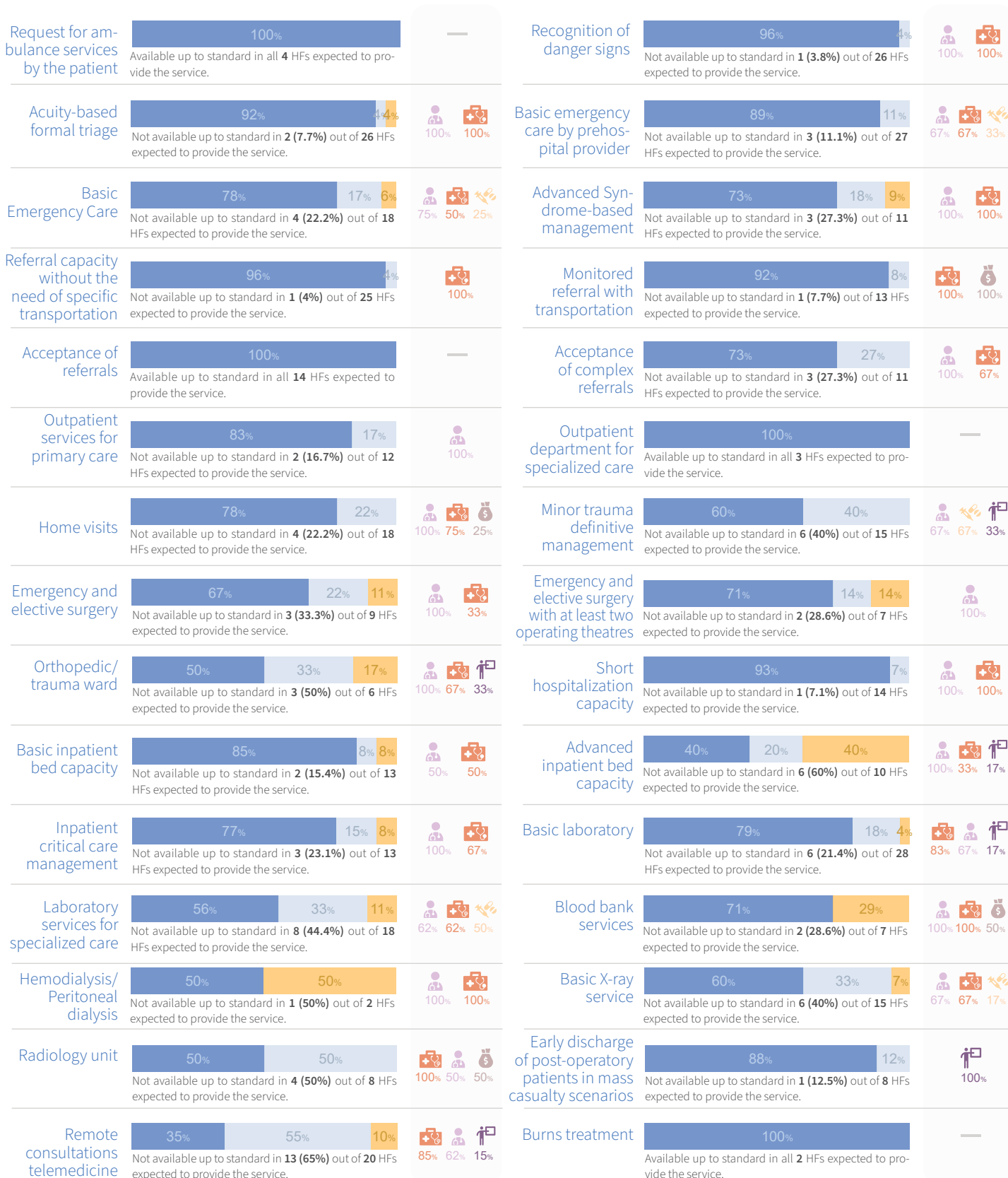
### Availability status

Available Partially available Not available

### Barriers for partial availability or non-availability.

Lack of staff Lack of supplies Lack of financial resources  
Lack of training Lack of equipment

## General clinical and emergency care



\* Out of 31 HFIs. HFIs reported as destroyed, non-functioning, or inaccessible are considered unable to provide health services in their current state and are therefore excluded from this section.

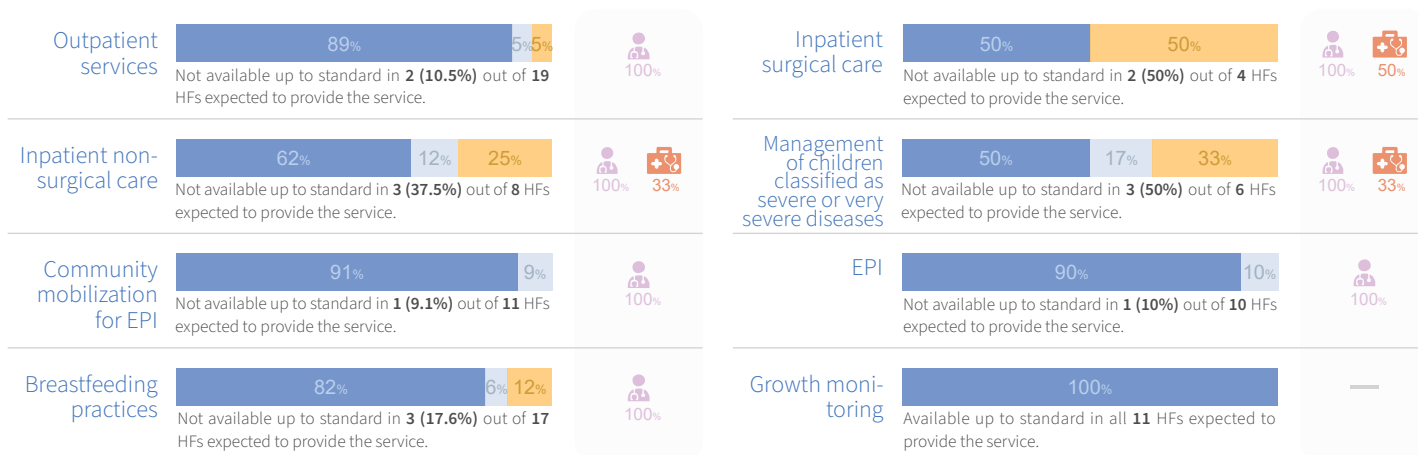
### Availability status

Available Partially available Not available

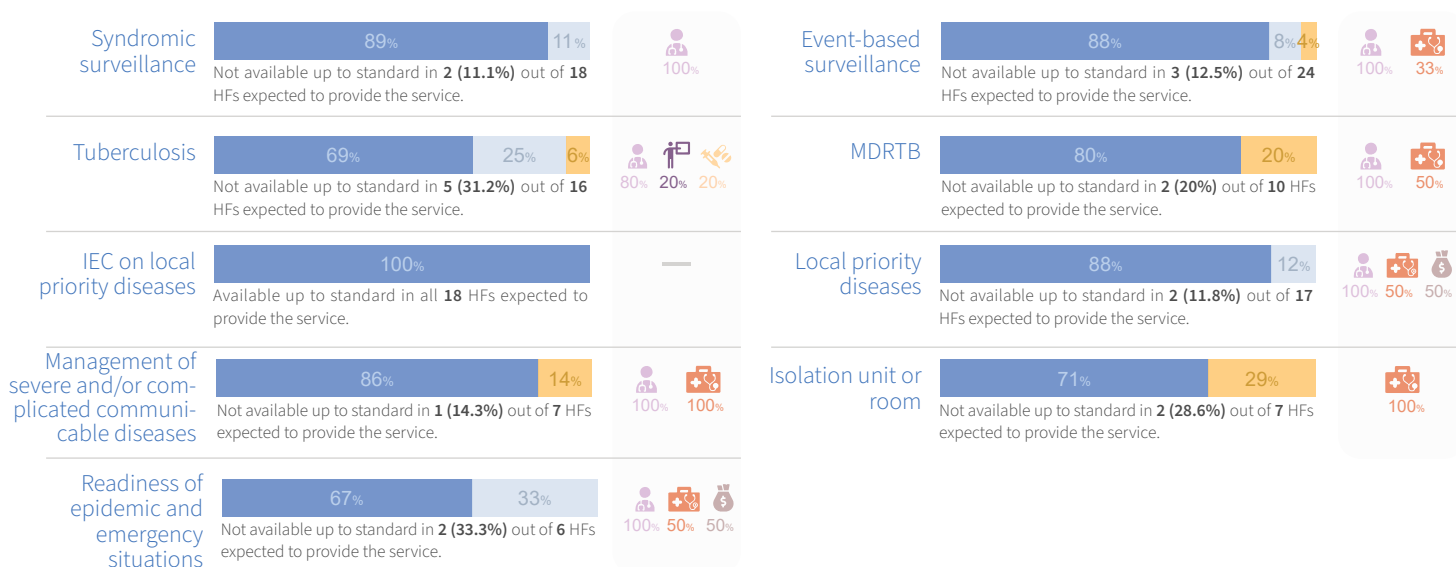
### Barriers for partial availability or non-availability.

Lack of staff Lack of supplies Lack of financial resources  
Lack of training Lack of equipment

## Child health and nutrition

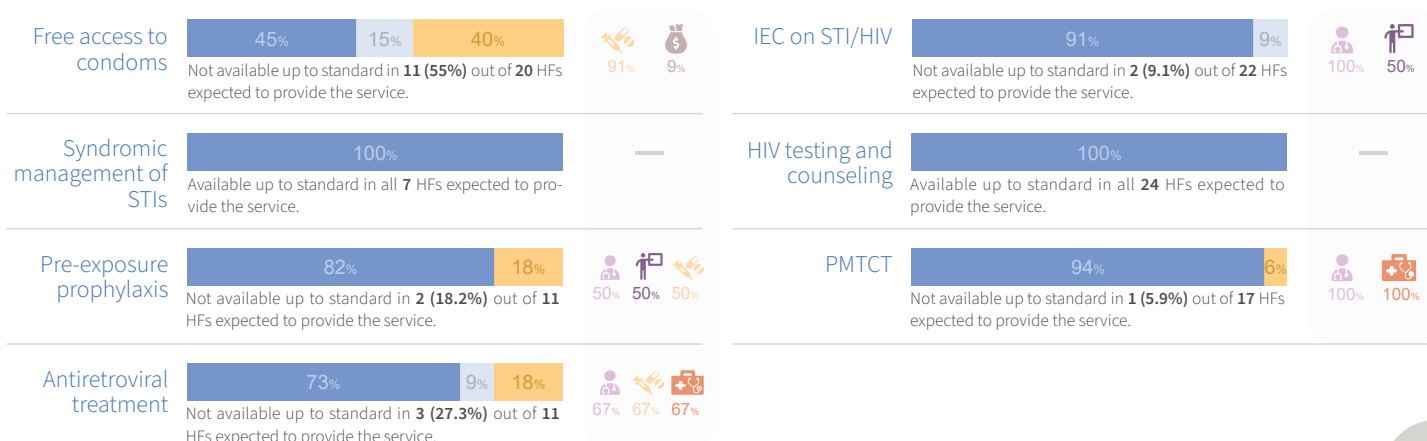


## Communicable diseases



## Sexual and reproductive health

### STI and HIV/AIDS



### Availability status

Available Partially available Not available

### Barriers for partial availability or non-availability.

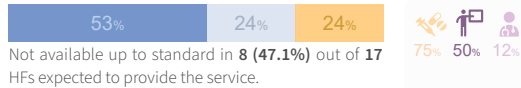
Lack of staff Lack of supplies Lack of financial resources  
Lack of training Lack of equipment

## Sexual and reproductive health (cont.)

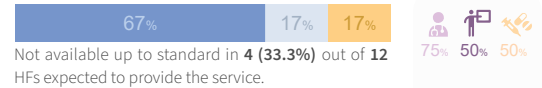


### Maternal and newborn health

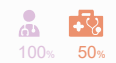
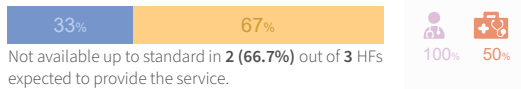
#### Family planning



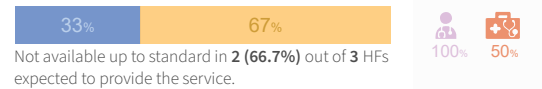
#### Antenatal care



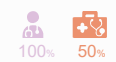
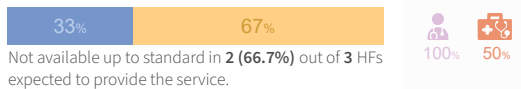
#### Skilled care during childbirth



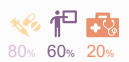
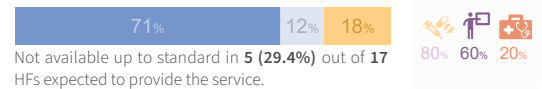
#### Basic Emergency Obstetric Care



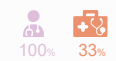
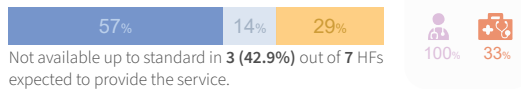
#### Comprehensive Emergency Obstetric Care



#### Postpartum care

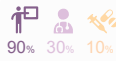
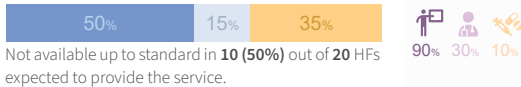


#### Comprehensive abortion care

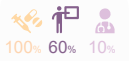
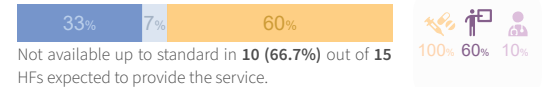


### Sexual violence

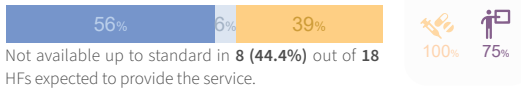
#### Clinical management of rape survivors



#### Emergency contraception

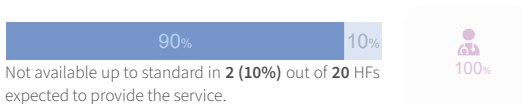


#### Post-exposure prophylaxis

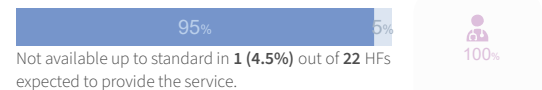


## Noncommunicable diseases and mental health

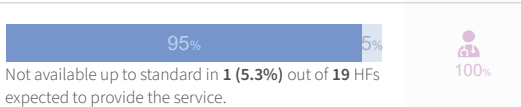
#### Promote self-care



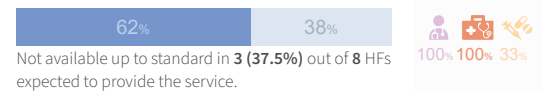
#### NCD Clinic



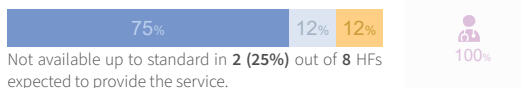
#### Asthma and Chronic Obstructive Pulmonary Disease



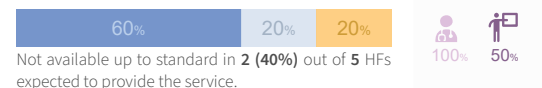
#### Availability of cancer diagnostics services



#### Primary cancer screening



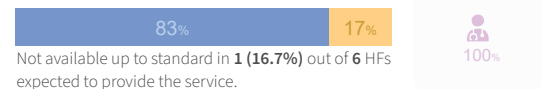
#### Availability of Mammography



#### Availability of Hysteroscopy



#### Availability of Esophagogastro-duodenoscopy



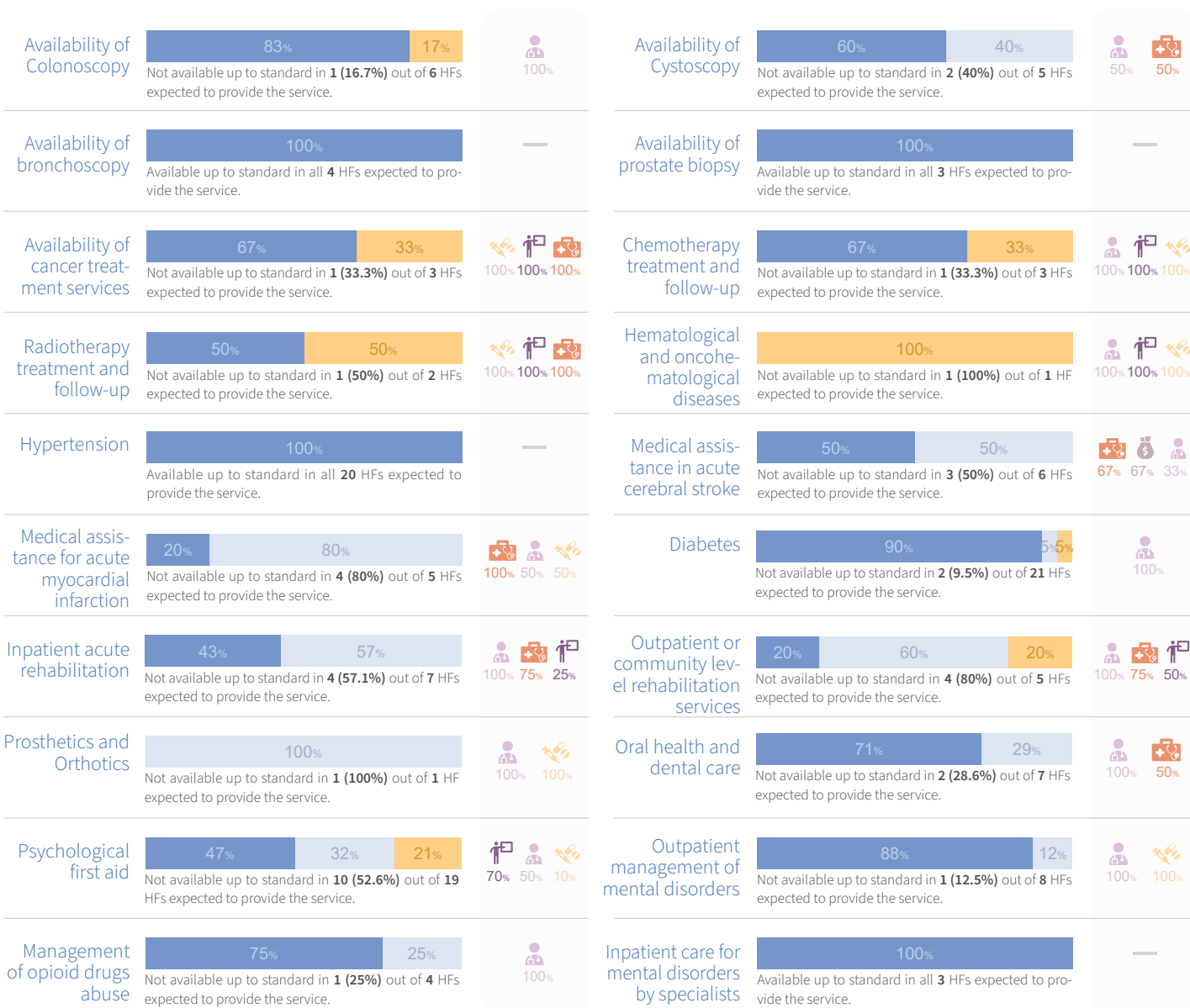
### Availability status

Available Partially available Not available

### Barriers for partial availability or non-availability.

Lack of staff Lack of supplies Lack of financial resources  
Lack of training Lack of equipment

## Noncommunicable diseases and mental health (cont.)



This analysis was produced based on the information reported into HeRAMS up to 27 August 2025 and while the deployment of HeRAMS, including data verification and validation, continue. Hence, this analysis is not final and is produced solely for the purposes of informing operations.

The designations employed and the presentation of the material in this report do not imply the expression of any opinion whatsoever on the part of WHO concerning the legal status of any country, territory, city, or area or of its authorities, or concerning the delimitation of its frontiers or boundaries. Dotted lines on maps represent approximate border lines for which there may not yet be full agreement.

### Notes:

1. Causes of non-functionality, basic amenity types, and barriers impeding service availability, were limited to the top three most frequently reported responses.
2. The analysis of barriers impeding service availability was limited to HFs where the health service is not available up to standard.
3. The analysis of individual services was limited to HFs expected to provide the specific service.



Data source: HeRAMS Ukraine  
Data accessed on: 27 August 2025  
Date report created: 30 October 2025  
Contact: [herams@who.int](mailto:herams@who.int)

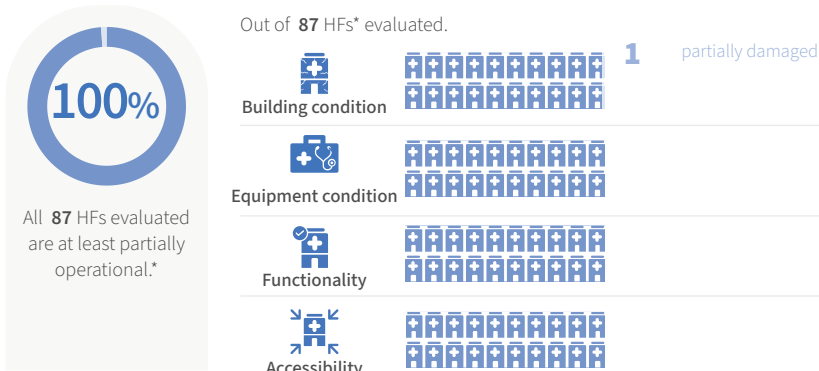




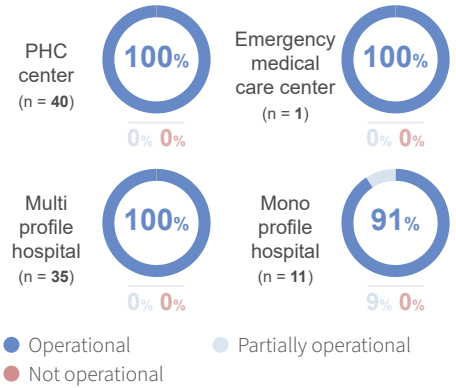
# HeRAMS Ukraine | Ivano-Frankivska

## SNAPSHOT AUGUST 2025

### OPERATIONAL STATUS



### HF by type



### MAIN CAUSES OF...

#### Building damage

The primary cause of building damage reported by 1 partially damaged HF.



#### Functionality constraints


No functionality constraints reported.

#### Equipment damage

No equipment damage reported.


#### Accessibility constraints

No accessibility constraints reported.



\* The term health facility is an all-encompassing designation that includes all modalities of service delivery. Beyond traditional health facilities, this may include temporary structures or mobile clinics.  
 \*\* HF<sup>s</sup> reported as destroyed, non-functioning, or inaccessible are deemed unable to provide any health services, hence categorized as non-operational. Consequently, reporting ends upon confirmation of a HF's non-operational status.

Out of 87 HF partially and fully operational HF.



**Partner support types**

Out of 14 HF receiving major or partial support from partners.



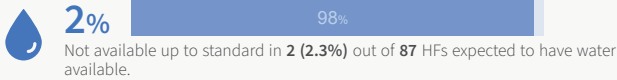
 **BASIC AMENITIES\***

Out of 87 HF partially and fully operational HF.

● Available ● Partially available ● Not available

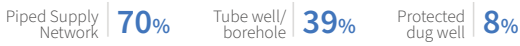
**WASH**

**Water**

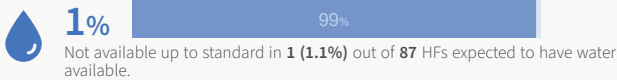


**Main water sources**

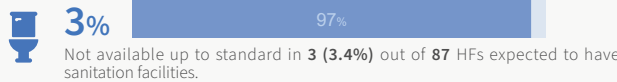
Out of 87 HF where water is at least partially available.



**Water storage**



**Sanitation facilities**



Out of 87 HF where sanitation facilities is at least partially available.

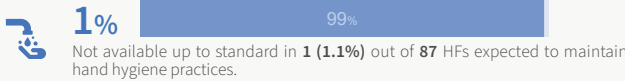
**Sanitation facilities types\***



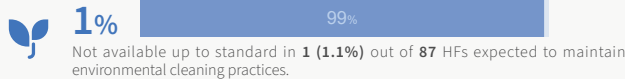
**Sanitation facilities accessibility\***



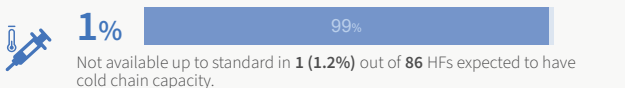
**Hand-hygiene facilities**



**Cleaning equipment**



**Cold chain**



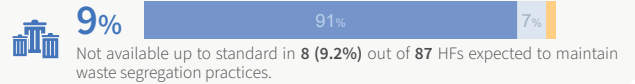
**Cold chain sources**

Out of 86 HF where cold chain is at least partially available.

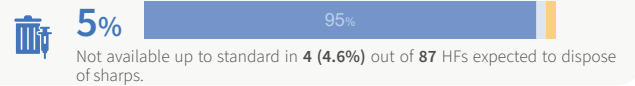


**Waste management**

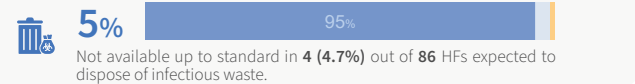
**Waste segregation**



**Final disposal of sharps**



**Final disposal of infectious waste**

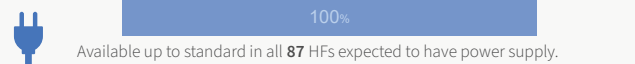


**Waste disposal methods**

Out of 85 HF where final disposal of sharps or infectious waste are at least partially available.

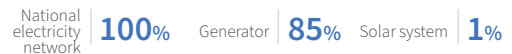


**Power**

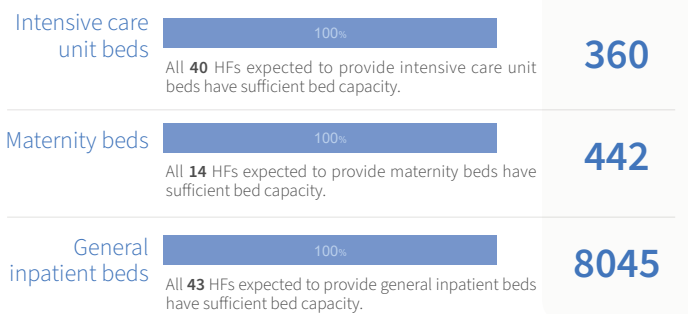


**Power sources**

Out of 87 HF where power is at least partially available.



**Inpatient bed capacity\***



**Main barriers\***

No barriers reported

\*Out of 87 HF. HF reported as destroyed, non-functioning, or inaccessible are considered unable to provide health services in their current state and are therefore excluded from this section.

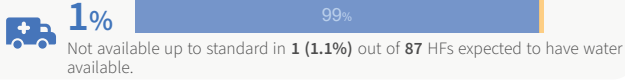


# BASIC AMENITIES\*

Out of 87 HFIs partially and fully operational HFIs.

● Available ● Partially available ● Not available

## Transportation of patients

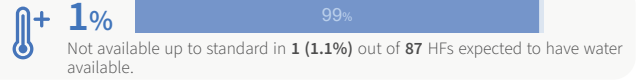


### Transportation types

Out of 86 HFIs where transportation of patients is at least partially available.



## Heating

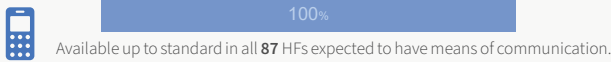


### Heating sources

Out of 87 HFIs where heating is at least partially available.



## Communications Equipment Sufficiency



### Communication equipment types

Out of 87 HFIs where communication is at least partially available.



## Connectivity



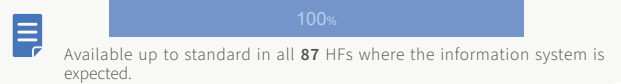
### Connectivity types

Out of 87 HFIs where connectivity is at least partially available.

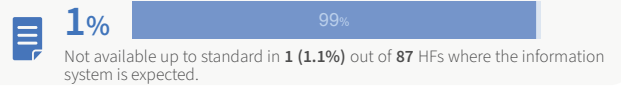


## Health information management systems

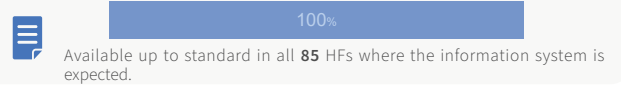
### eHealth



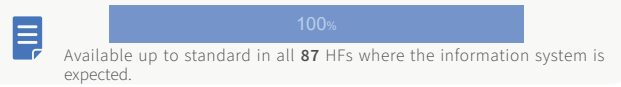
### Data entrance into the eHealth



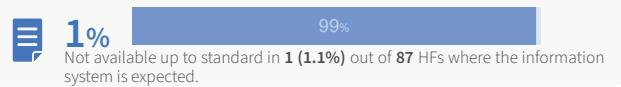
### Epidemiological Reports



### Activity Reports



### eHealth trainings to health staff

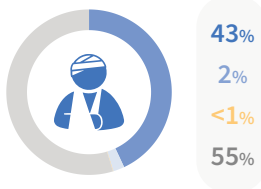


# ESSENTIAL HEALTH SERVICES\*

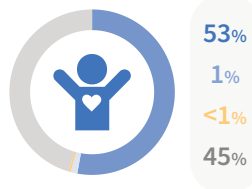
## Service domain overview

● Available ● Partially available ● Not available ● Not normally provided


### General clinical and trauma care



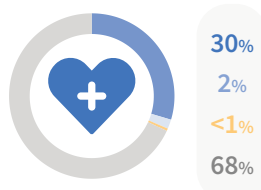
### Child health and nutrition



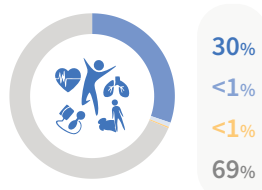
### Communicable diseases



### Sexual and reproductive health



### NCD and mental health



\*Out of 87 HFIs. HFIs reported as destroyed, non-functioning, or inaccessible are considered unable to provide health services in their current state and are therefore excluded from this section.



### Availability status

Available Partially available Not available

### Barriers for partial availability or non-availability.

Lack of staff Lack of supplies Lack of financial resources  
Lack of training Lack of equipment

## General clinical and emergency care



\* Out of 87 HFAs. HFAs reported as destroyed, non-functioning, or inaccessible are considered unable to provide health services in their current state and are therefore excluded from this section.

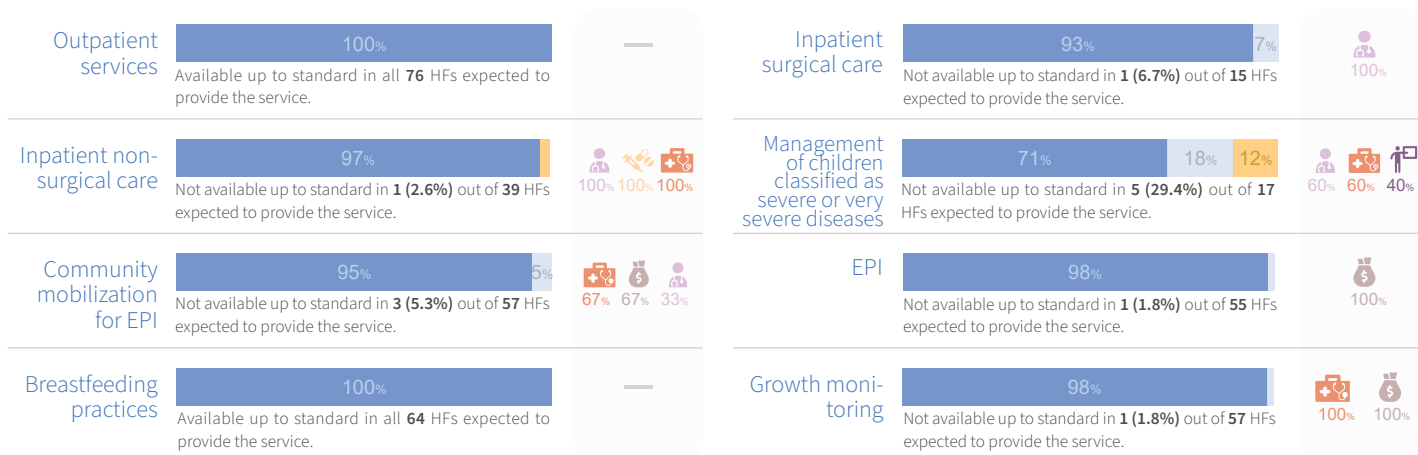
### Availability status

Available Partially available Not available

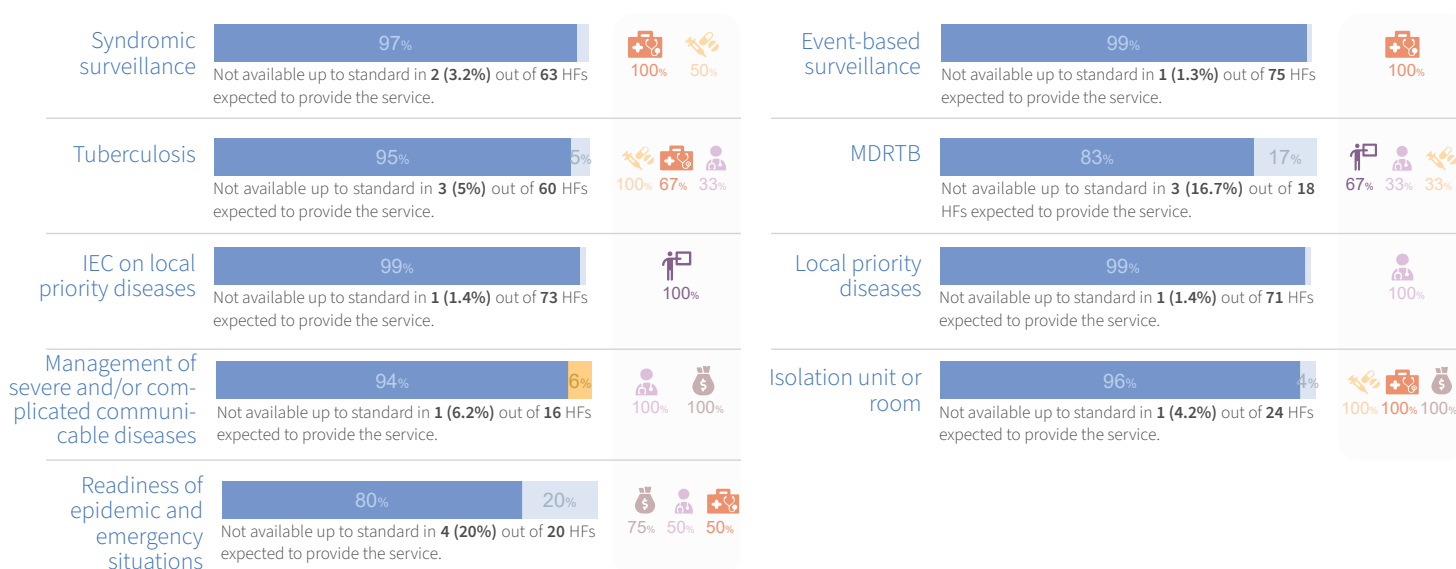
### Barriers for partial availability or non-availability.

Lack of staff Lack of supplies Lack of financial resources  
Lack of training Lack of equipment

## Child health and nutrition

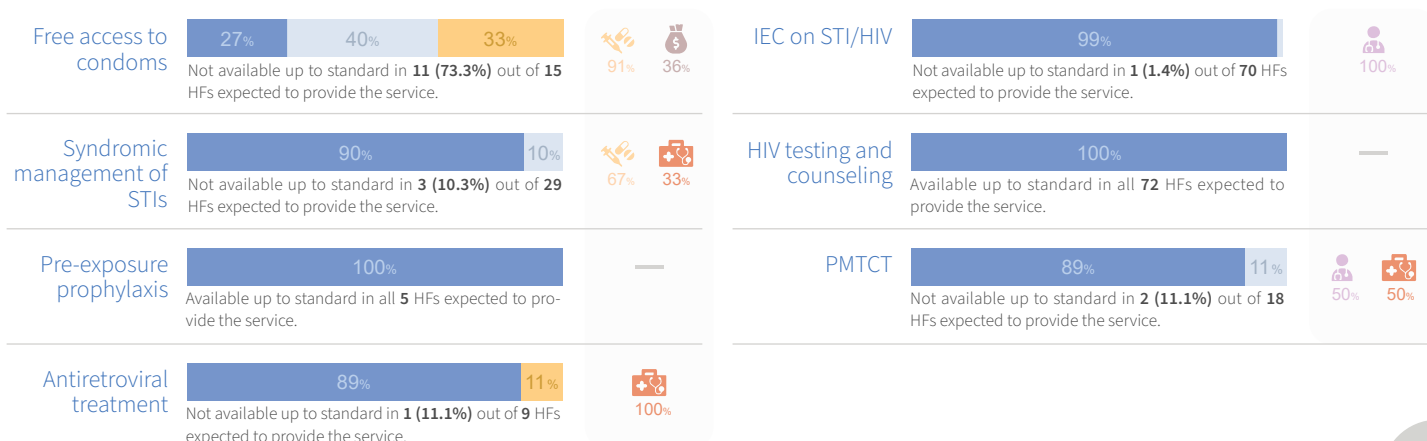


## Communicable diseases



## Sexual and reproductive health

### STI and HIV/AIDS



### Availability status

Available Partially available Not available

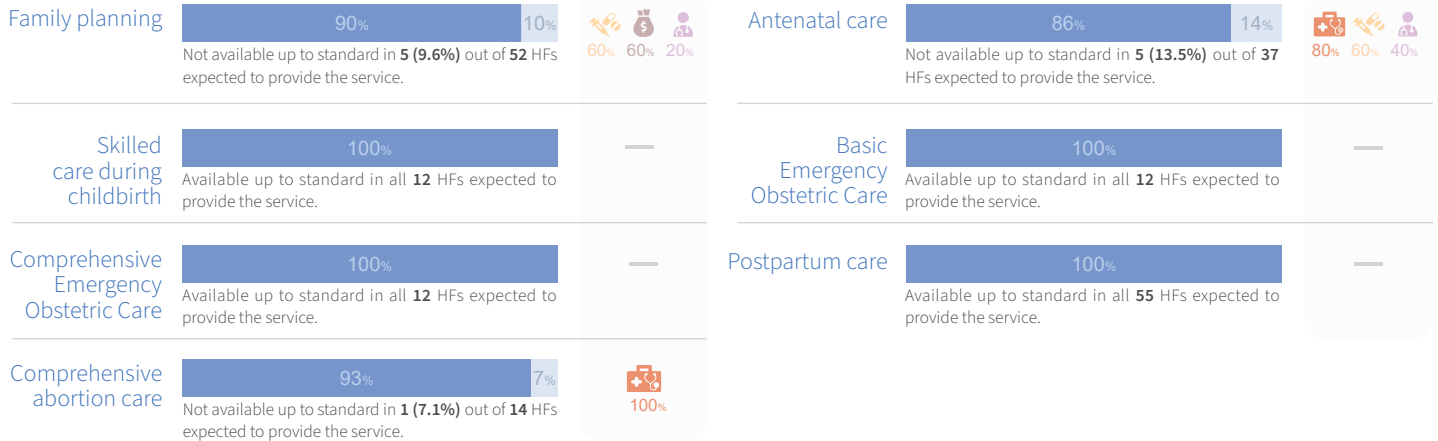
### Barriers for partial availability or non-availability.

Lack of staff Lack of supplies Lack of financial resources  
Lack of training Lack of equipment

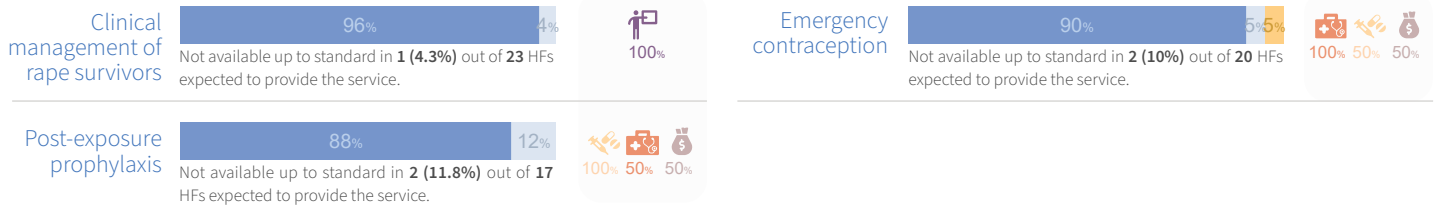
## Sexual and reproductive health (cont.)



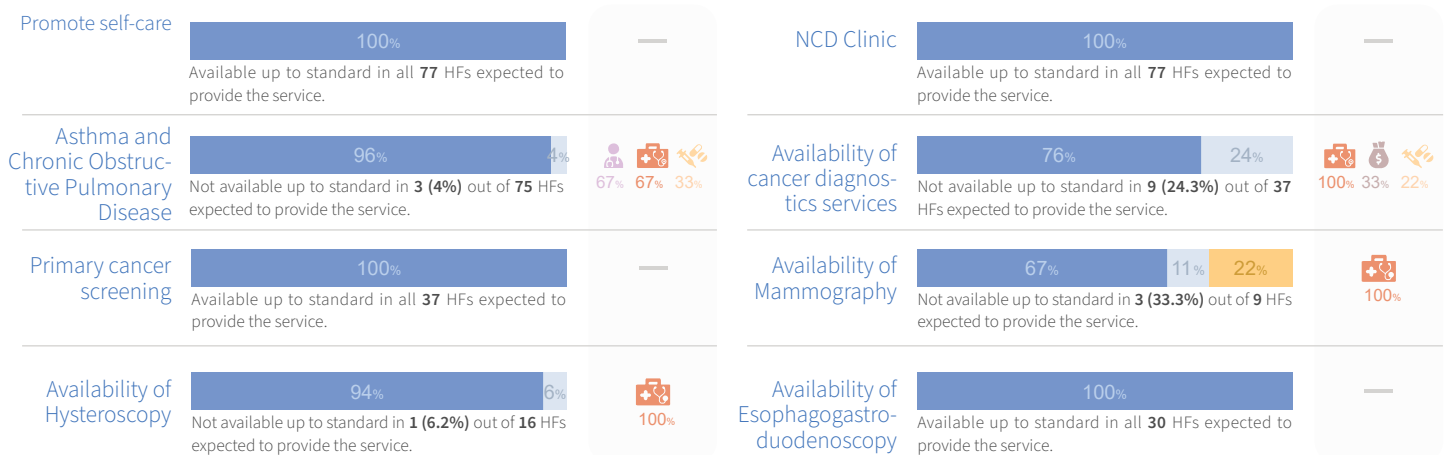
### Maternal and newborn health



### Sexual violence



## Noncommunicable diseases and mental health



## Availability status

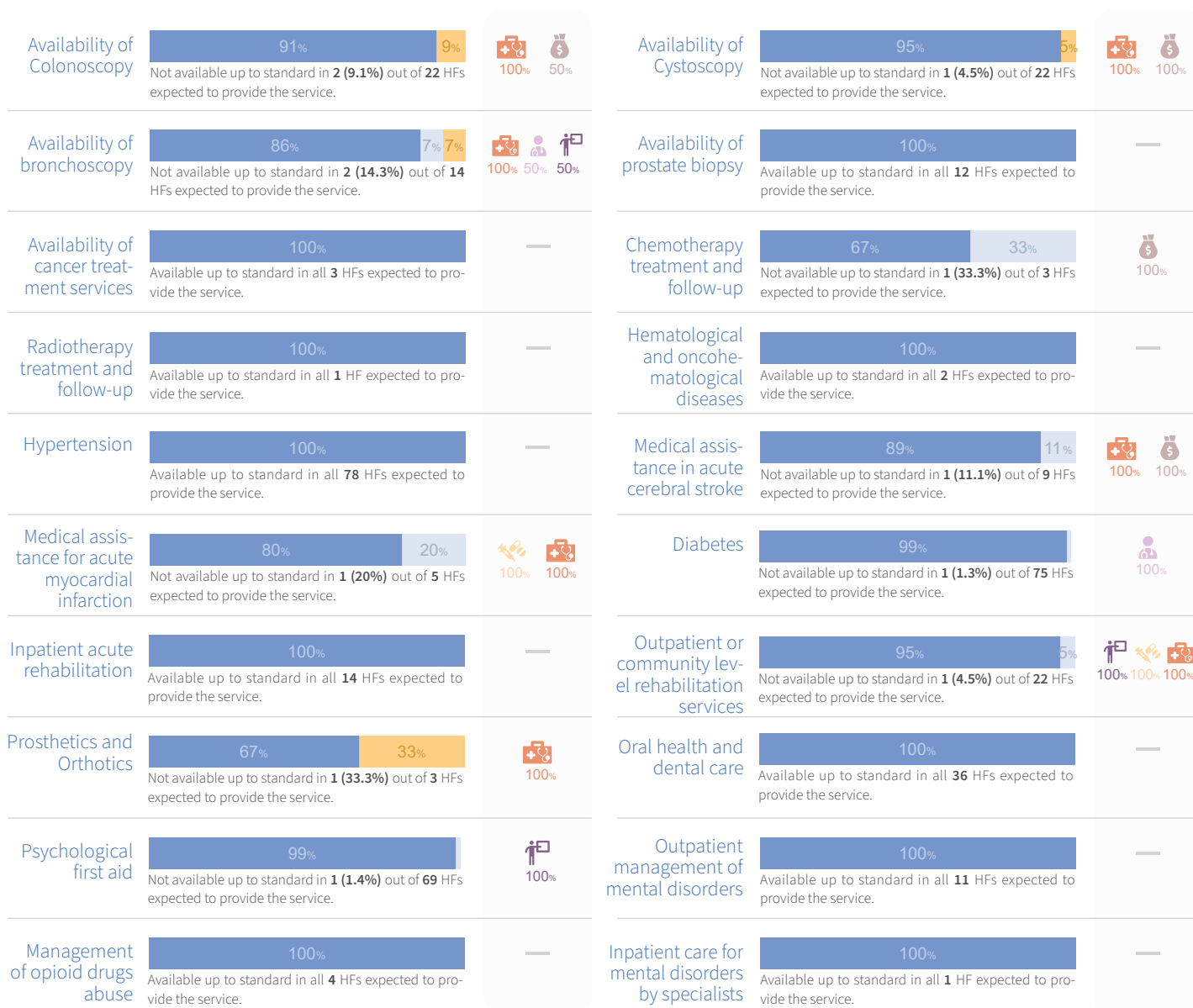
Available Partially available Not available

## Barriers for partial availability or non-availability.

Lack of staff Lack of supplies Lack of financial resources  
Lack of training Lack of equipment



## Noncommunicable diseases and mental health (cont.)



This analysis was produced based on the information reported into HeRAMS up to 27 August 2025 and while the deployment of HeRAMS, including data verification and validation, continue. Hence, this analysis is not final and is produced solely for the purposes of informing operations.

The designations employed and the presentation of the material in this report do not imply the expression of any opinion whatsoever on the part of WHO concerning the legal status of any country, territory, city, or area or of its authorities, or concerning the delimitation of its frontiers or boundaries. Dotted lines on maps represent approximate border lines for which there may not yet be full agreement.

### Notes:

1. Causes of non-functionality, basic amenity types, and barriers impeding service availability, were limited to the top three most frequently reported responses.
2. The analysis of barriers impeding service availability was limited to HFs where the health service is not available up to standard.
3. The analysis of individual services was limited to HFs expected to provide the specific service.



Data source: HeRAMS Ukraine  
Data accessed on: 27 August 2025  
Date report created: 30 October 2025  
Contact: [herams@who.int](mailto:herams@who.int)

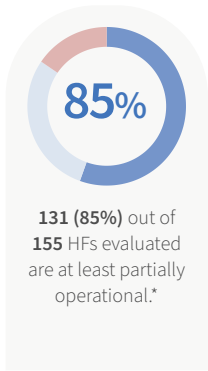




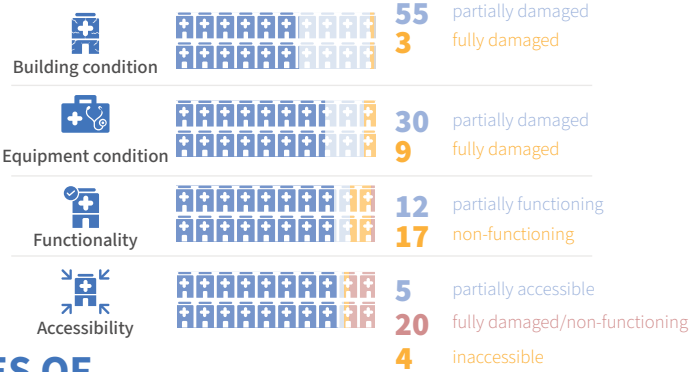
# HeRAMS Ukraine | Kharkivska

## SNAPSHOT AUGUST 2025

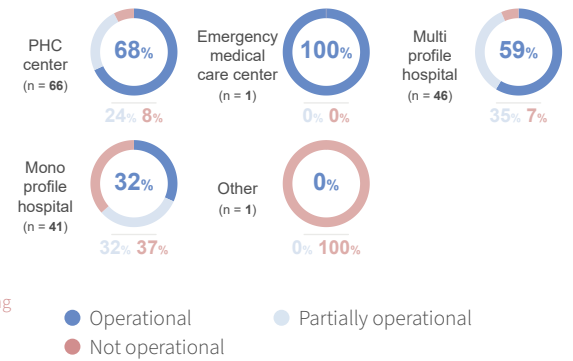
### OPERATIONAL STATUS



Out of 155 HF's\* evaluated.



### HF by type



### MAIN CAUSES OF...

#### Building damage

The 3 primary causes of building damage reported by 55 partially damaged and 3 fully damaged HF's.



#### Equipment damage

The 2 primary causes of equipment damage reported by 30 partially damaged and 9 fully damaged HF's.




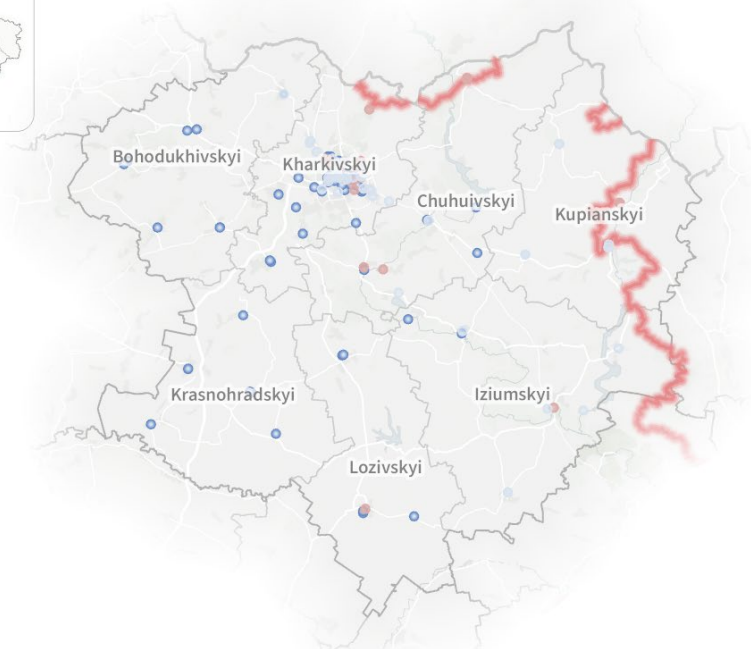
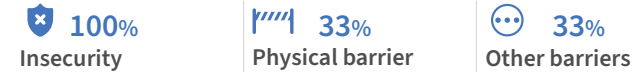
#### Functionality constraints

The 3 primary causes of functionality constraints reported by 12 partially functioning and 17 non-functioning HF's.



#### Accessibility constraints


The 3 primary causes of accessibility constraints reported by 5 partially accessible and 4 inaccessible HF's.



\* The term health facility is an all-encompassing designation that includes all modalities of service delivery. Beyond traditional health facilities, this may include temporary structures or mobile clinics.

\*\* HF's reported as destroyed, non-functioning, or inaccessible are deemed unable to provide any health services, hence categorized as non-operational. Consequently, reporting ends upon confirmation of a HF's non-operational status.

Out of 131 HFIs partially and fully operational HFIs.



Partner support types

Out of 52 HFIs receiving major or partial support from partners.



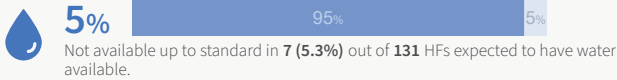
BASIC AMENITIES\*

Out of 131 HFIs partially and fully operational HFIs.

Available Partially available Not available

WASH

Water

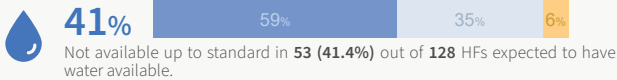


Main water sources

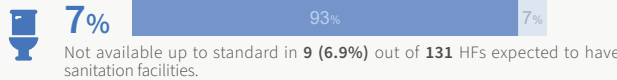
Out of 131 HFIs where water is at least partially available.



Water storage



Sanitation facilities



Out of 131 HFIs where sanitation facilities is at least partially available.

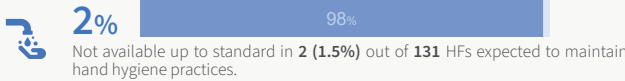
Sanitation facilities types\*



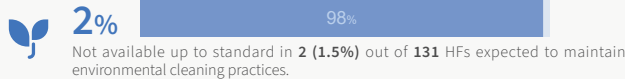
Sanitation facilities accessibility\*



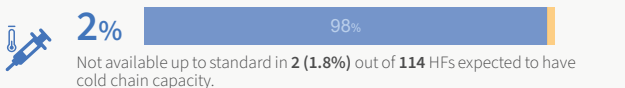
Hand-hygiene facilities



Cleaning equipment



Cold chain



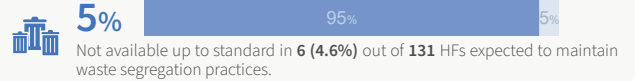
Cold chain sources

Out of 112 HFIs where cold chain is at least partially available.

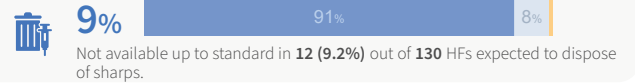


Waste management

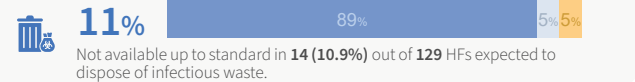
Waste segregation



Final disposal of sharps



Final disposal of infectious waste

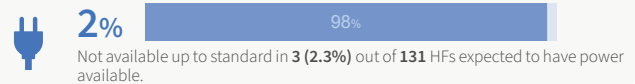


Waste disposal methods

Out of 122 HFIs where final disposal of sharps or infectious waste are at least partially available.



Power

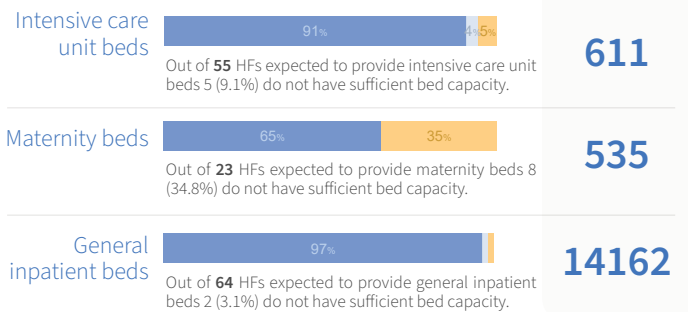


Power sources

Out of 131 HFIs where power is at least partially available.



Inpatient bed capacity\*



Main barriers\*

Out of 9 HFIs where inpatient bed capacity is not available up to standards.



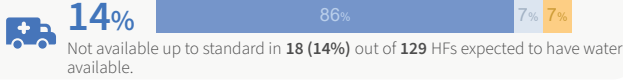
\*Out of 131 HFIs, HFIs reported as destroyed, non-functioning, or inaccessible are considered unable to provide health services in their current state and are therefore excluded from this section.

# BASIC AMENITIES\*

Out of 131 HFIs partially and fully operational HFIs.

● Available ● Partially available ● Not available

## Transportation of patients

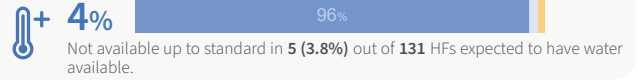


### Transportation types

Out of 120 HFIs where transportation of patients is at least partially available.



## Heating

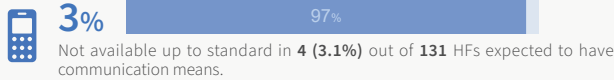


### Heating sources

Out of 129 HFIs where heating is at least partially available.



## Communications Equipment Sufficiency

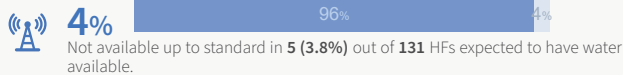


### Communication equipment types

Out of 131 HFIs where communication is at least partially available.



## Connectivity



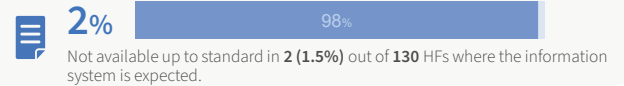
### Connectivity types

Out of 131 HFIs where connectivity is at least partially available.

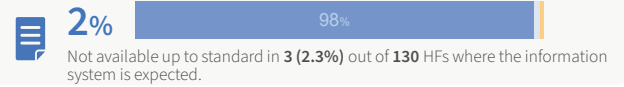


## Health information management systems

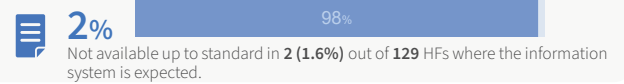
### eHealth



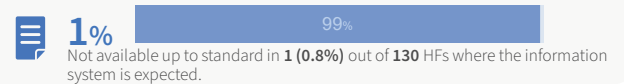
### Data entrance into the eHealth



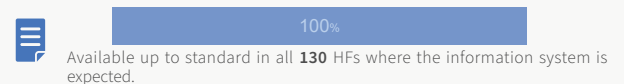
### Epidemiological Reports



### Activity Reports



### eHealth trainings to health staff

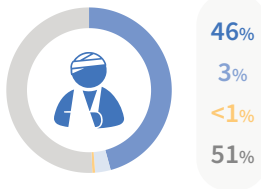


# ESSENTIAL HEALTH SERVICES\*

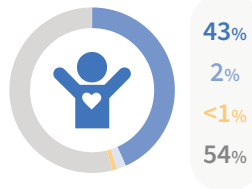
## Service domain overview

● Available ● Partially available ● Not available ● Not normally provided

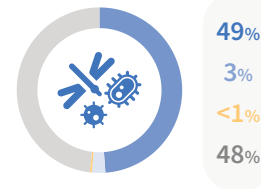
### General clinical and trauma care



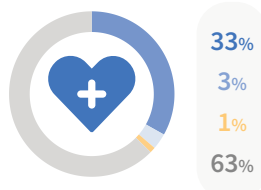
### Child health and nutrition



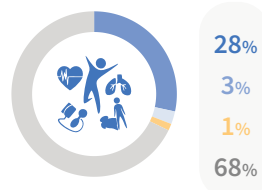
### Communicable diseases



### Sexual and reproductive health



### NCD and mental health



\*Out of 131 HFIs. HFIs reported as destroyed, non-functioning, or inaccessible are considered unable to provide health services in their current state and are therefore excluded from this section.



### Availability status

Available Partially available Not available

### Barriers for partial availability or non-availability.

Lack of staff Lack of supplies Lack of financial resources  
Lack of training Lack of equipment

## General clinical and emergency care



\* Out of 131 HFAs. HFAs reported as destroyed, non-functioning, or inaccessible are considered unable to provide health services in their current state and are therefore excluded from this section.

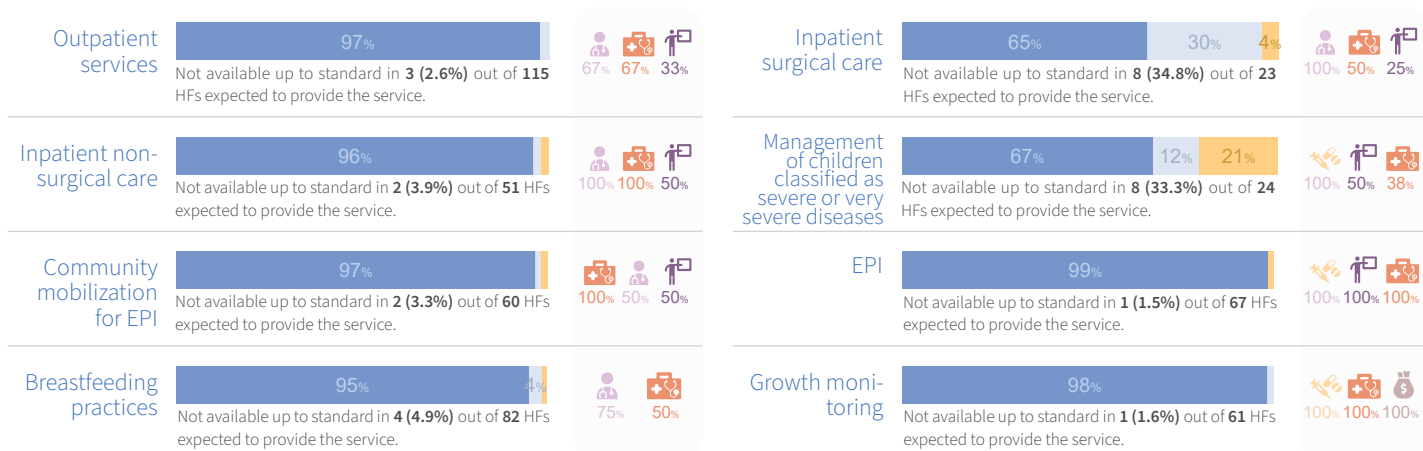
### Availability status

Available Partially available Not available

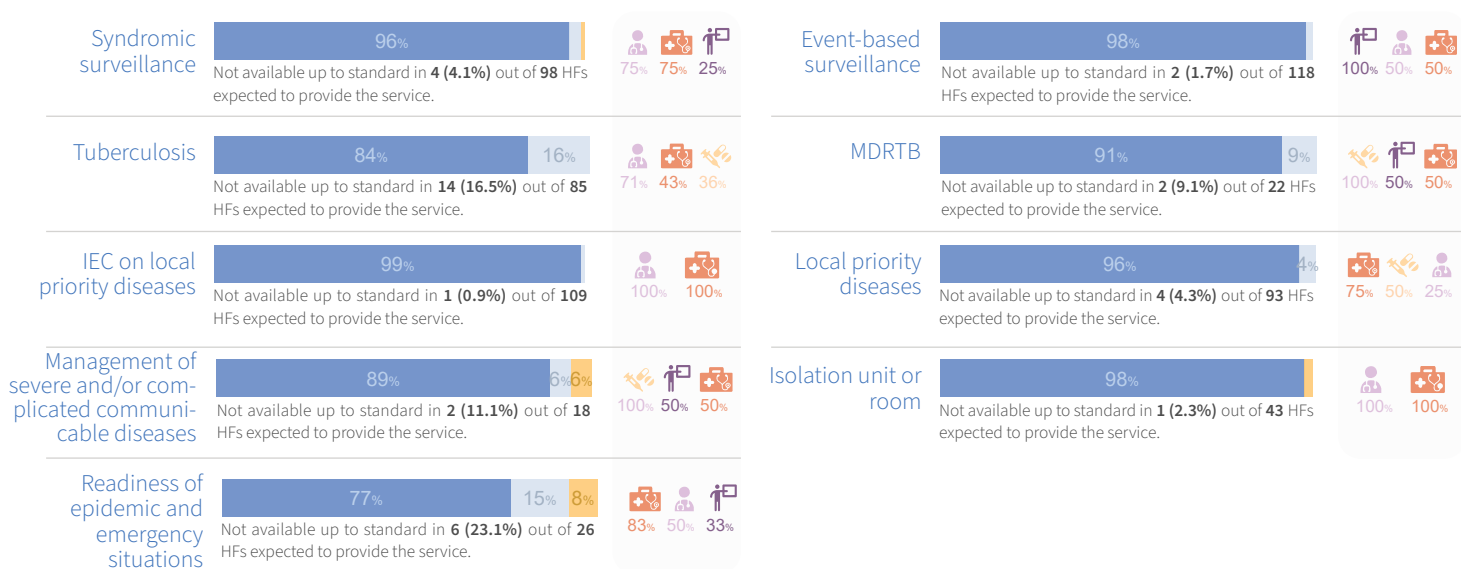
### Barriers for partial availability or non-availability.

Lack of staff Lack of supplies Lack of financial resources  
Lack of training Lack of equipment

## Child health and nutrition

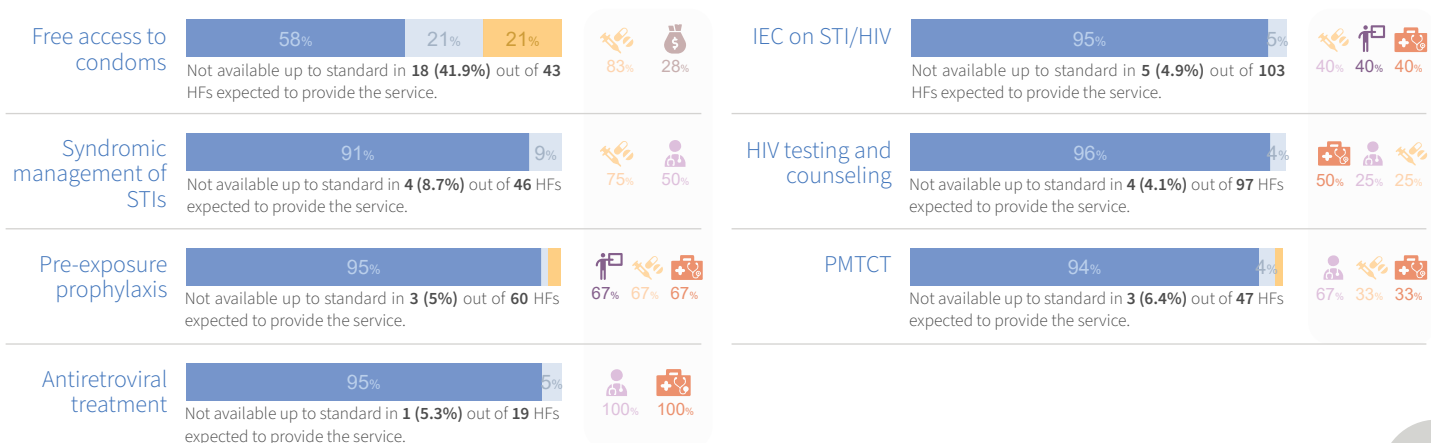


## Communicable diseases



## Sexual and reproductive health

### STI and HIV/AIDS



### Availability status

Available Partially available Not available

### Barriers for partial availability or non-availability.

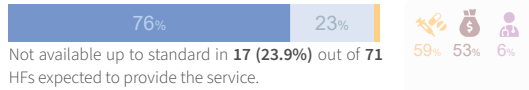
Lack of staff Lack of supplies Lack of financial resources  
Lack of training Lack of equipment

## Sexual and reproductive health (cont.)



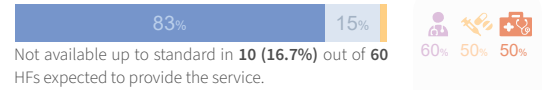
### Maternal and newborn health

#### Family planning



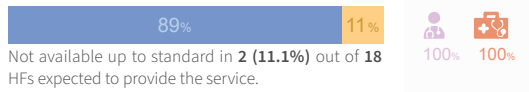
59% 53% 6%

#### Antenatal care



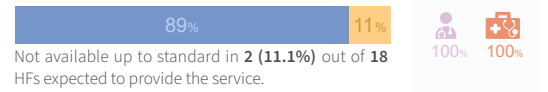
60% 50% 50%

#### Skilled care during childbirth



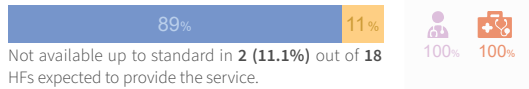
100% 100%

#### Basic Emergency Obstetric Care



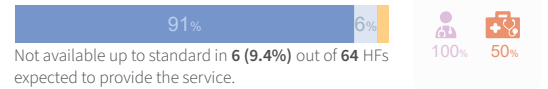
100% 100%

#### Comprehensive Emergency Obstetric Care




100% 100%

#### Postpartum care



100% 50%

#### Comprehensive abortion care

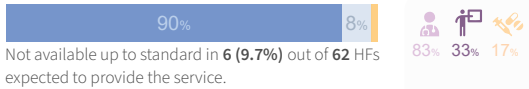


100% 67%



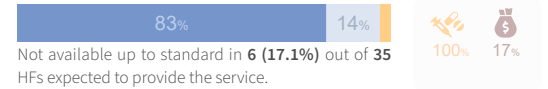
### Sexual violence

#### Clinical management of rape survivors



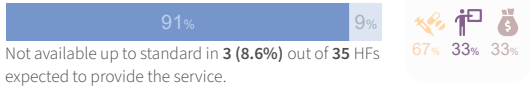
83% 33% 17%

#### Emergency contraception



100% 17%

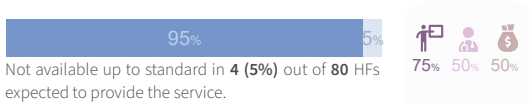
#### Post-exposure prophylaxis



67% 33% 33%

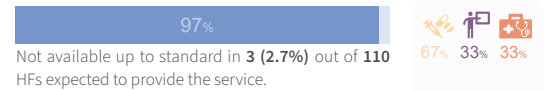
## Noncommunicable diseases and mental health

#### Promote self-care



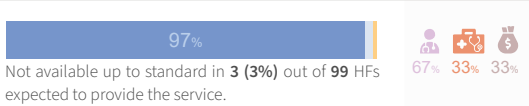
75% 50% 50%

#### NCD Clinic



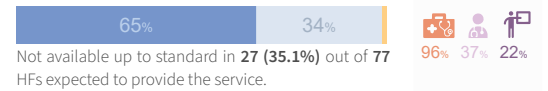
67% 33% 33%

#### Asthma and Chronic Obstructive Pulmonary Disease



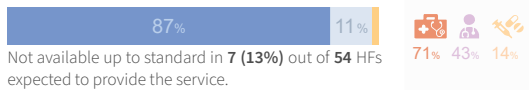
67% 33% 33%

#### Availability of cancer diagnostics services



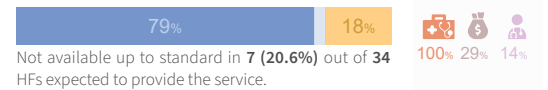
96% 37% 22%

#### Primary cancer screening



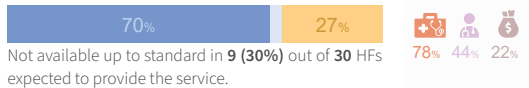
71% 43% 14%

#### Availability of Mammography



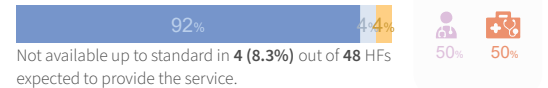
100% 29% 14%

#### Availability of Hysteroscopy



78% 44% 22%

#### Availability of Esophagogastroduodenoscopy



50% 50%



## Availability status

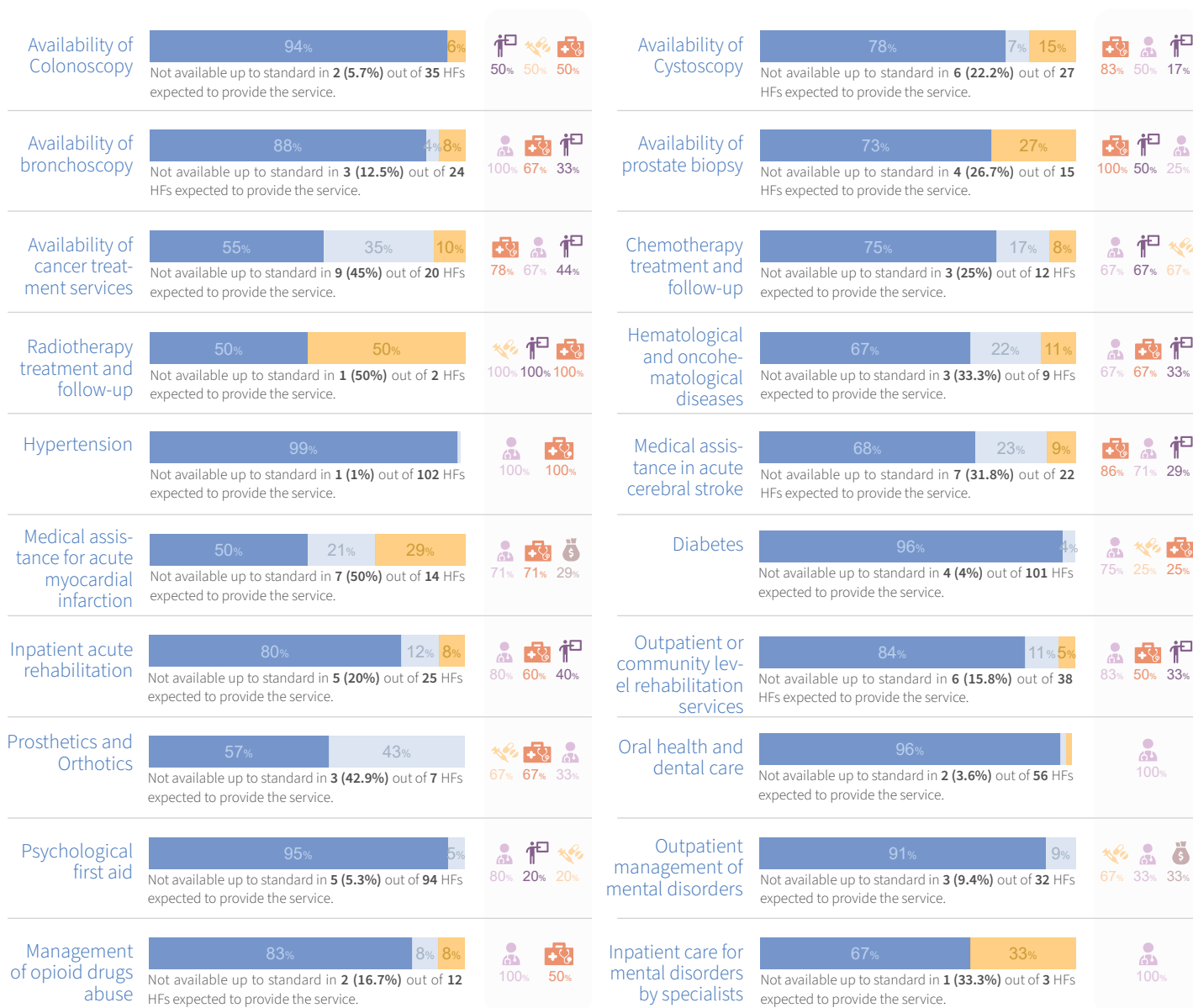
Available Partially available Not available

## Barriers for partial availability or non-availability.

Lack of staff Lack of supplies Lack of financial resources  
Lack of training Lack of equipment



## Noncommunicable diseases and mental health (cont.)



This analysis was produced based on the information reported into HeRAMS up to 27 August 2025 and while the deployment of HeRAMS, including data verification and validation, continue. Hence, this analysis is not final and is produced solely for the purposes of informing operations.

The designations employed and the presentation of the material in this report do not imply the expression of any opinion whatsoever on the part of WHO concerning the legal status of any country, territory, city, or area or of its authorities, or concerning the delimitation of its frontiers or boundaries. Dotted lines on maps represent approximate border lines for which there may not yet be full agreement.

### Notes:

1. Causes of non-functionality, basic amenity types, and barriers impeding service availability, were limited to the top three most frequently reported responses.
2. The analysis of barriers impeding service availability was limited to HFs where the health service is not available up to standard.
3. The analysis of individual services was limited to HFs expected to provide the specific service.



Data source: HeRAMS Ukraine  
Data accessed on: 27 August 2025  
Date report created: 30 October 2025  
Contact: [herams@who.int](mailto:herams@who.int)

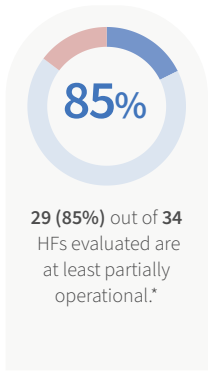





# HeRAMS Ukraine | Khersonska

## SNAPSHOT AUGUST 2025

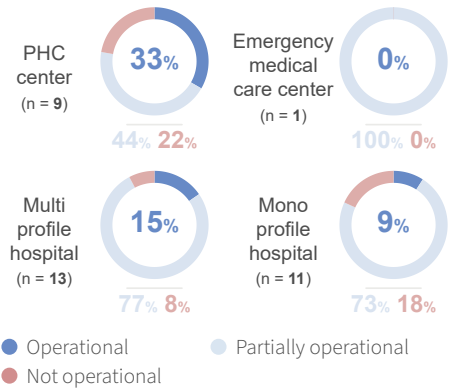
### OPERATIONAL STATUS



Out of 34 HFs\* evaluated.



### HF by type



### MAIN CAUSES OF...

#### Building damage

The primary cause of building damage reported by 21 partially damaged and 1 fully damaged HFs.



#### Equipment damage

The primary cause of equipment damage reported by 14 partially damaged and 1 fully damaged HFs.




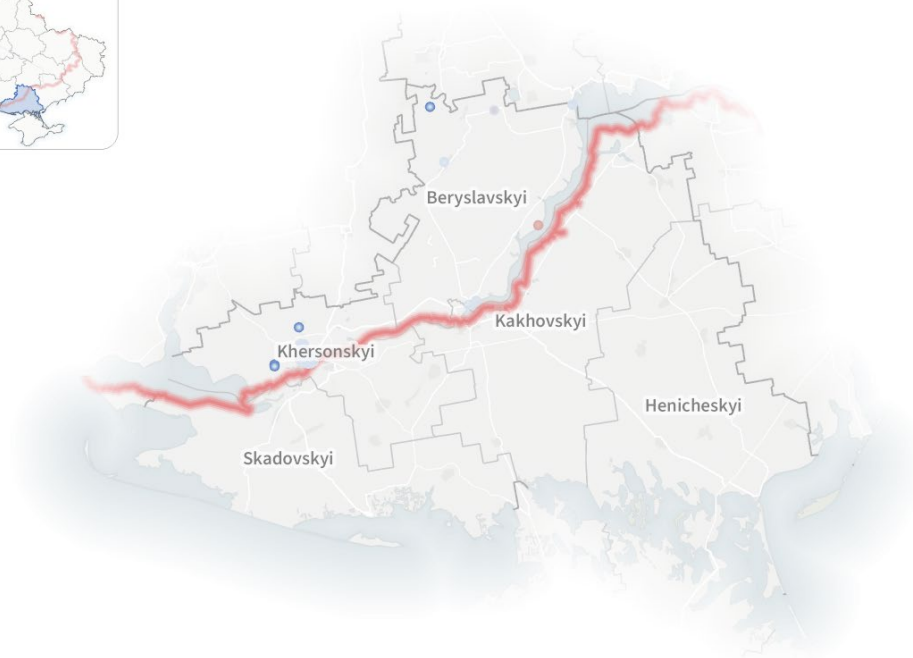
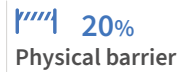
#### Functionality constraints

The 3 primary causes of functionality constraints reported by 6 partially functioning and 3 non-functioning HFs.



#### Accessibility constraints

The 3 primary causes of accessibility constraints reported by 9 partially accessible and 1 inaccessible HFs.



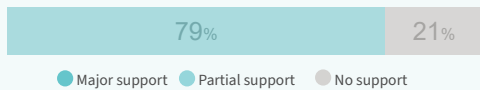
\* The term health facility is an all-encompassing designation that includes all modalities of service delivery. Beyond traditional health facilities, this may include temporary structures or mobile clinics.

\*\* HFs reported as destroyed, non-functioning, or inaccessible are deemed unable to provide any health services, hence categorized as non-operational. Consequently, reporting ends upon confirmation of a HF's non-operational status.



## Partner support

Out of 29 HF partially and fully operational HF.



### Partner support types

Out of 23 HF receiving major or partial support from partners.



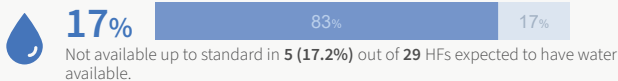
## BASIC AMENITIES\*

Out of 29 HF partially and fully operational HF.

● Available ● Partially available ● Not available

### WASH

#### Water

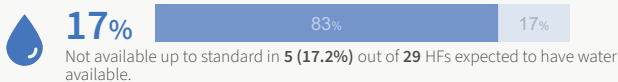


#### Main water sources

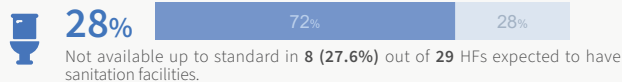
Out of 29 HF where water is at least partially available.



#### Water storage



#### Sanitation facilities



Out of 29 HF where sanitation facilities is at least partially available.

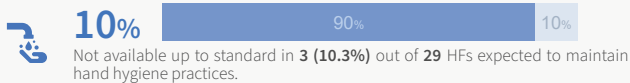
#### Sanitation facilities types\*



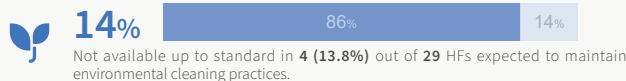
#### Sanitation facilities accessibility\*



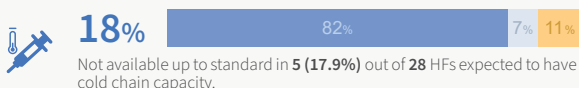
#### Hand-hygiene facilities



#### Cleaning equipment



### Cold chain



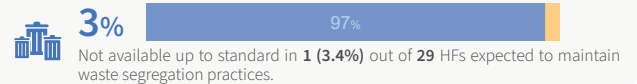
#### Cold chain sources

Out of 25 HF where cold chain is at least partially available.

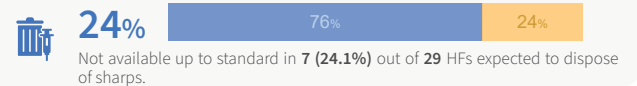


### Waste management

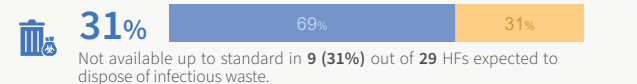
#### Waste segregation



#### Final disposal of sharps

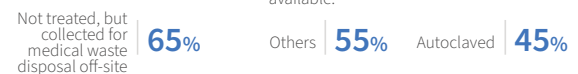


#### Final disposal of infectious waste

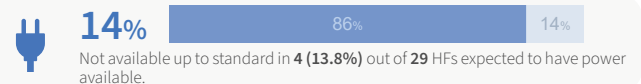


#### Waste disposal methods

Out of 20 HF where final disposal of sharps or infectious waste are at least partially available.



### Power

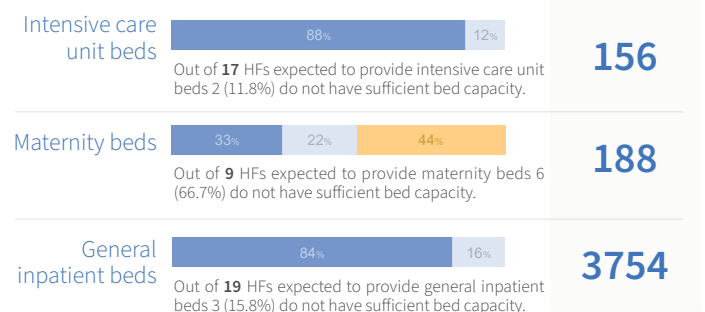


#### Power sources

Out of 29 HF where power is at least partially available.



### Inpatient bed capacity\*



#### Main barriers\*

Out of 7 HF where inpatient bed capacity is not available up to standards.



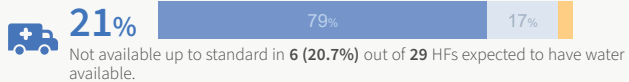
\*Out of 29 HF. HF reported as destroyed, non-functioning, or inaccessible are considered unable to provide health services in their current state and are therefore excluded from this section.

# BASIC AMENITIES\*

Out of 29 HFIs partially and fully operational HFIs.

● Available ● Partially available ● Not available

## Transportation of patients

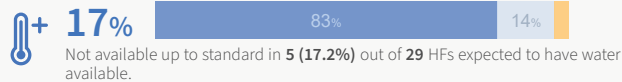


### Transportation types

Out of 28 HFIs where transportation of patients is at least partially available.



## Heating

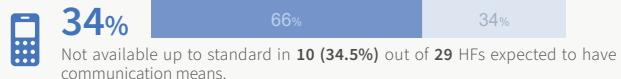


### Heating sources

Out of 28 HFIs where heating is at least partially available.



## Communications Equipment Sufficiency

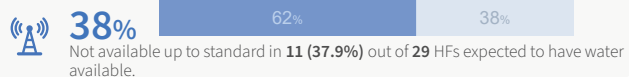


### Communication equipment types

Out of 29 HFIs where communication is at least partially available.



## Connectivity



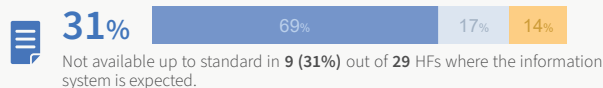
### Connectivity types

Out of 29 HFIs where connectivity is at least partially available.

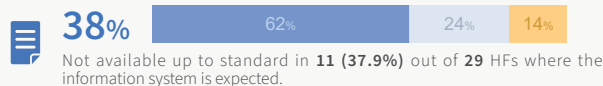


## Health information management systems

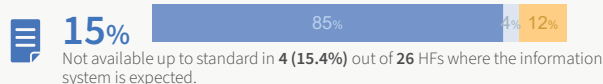
### eHealth



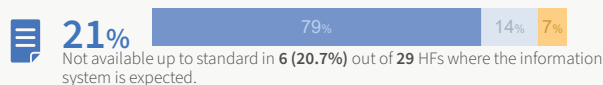
### Data entrance into the eHealth



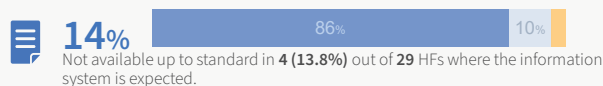
### Epidemiological Reports



### Activity Reports



### eHealth trainings to health staff



# ESSENTIAL HEALTH SERVICES\*

## Service domain overview

● Available ● Partially available ● Not available ● Not normally provided

### General clinical and trauma care



### Child health and nutrition



### Communicable diseases



### Sexual and reproductive health



### NCD and mental health



\*Out of 29 HFIs. HFIs reported as destroyed, non-functioning, or inaccessible are considered unable to provide health services in their current state and are therefore excluded from this section.



## Availability status

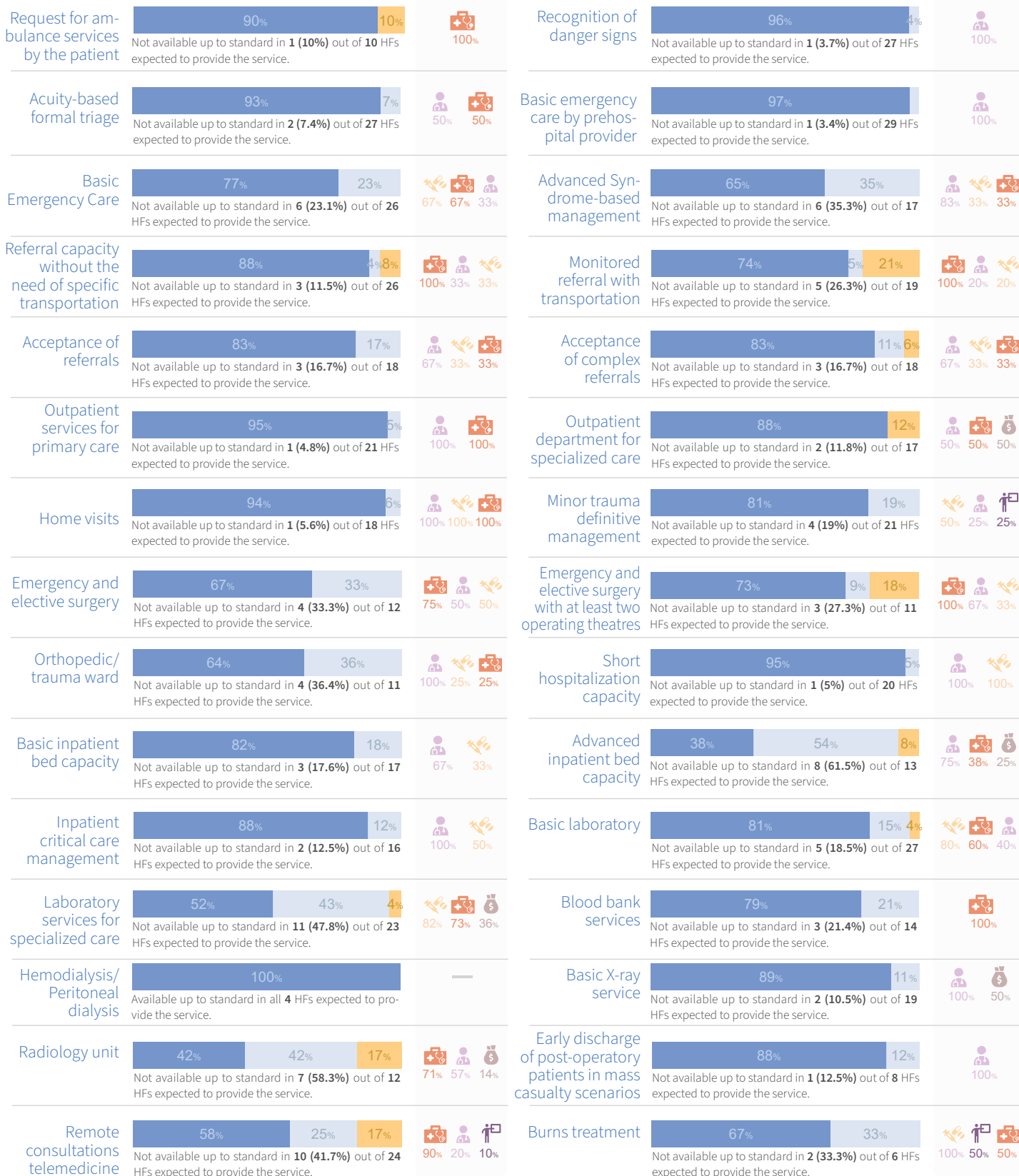
Available Partially available Not available

## Barriers for partial availability or non-availability.

Lack of staff Lack of supplies Lack of financial resources  
Lack of training Lack of equipment



## General clinical and emergency care



\* Out of 29 HFIs. HFIs reported as destroyed, non-functioning, or inaccessible are considered unable to provide health services in their current state and are therefore excluded from this section.



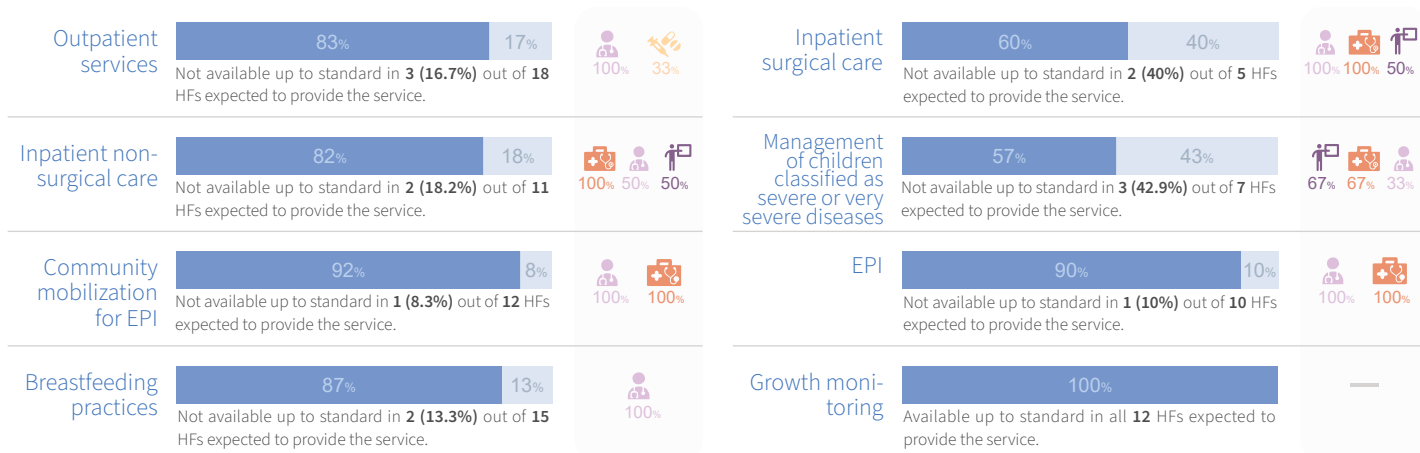
### Availability status

Available Partially available Not available

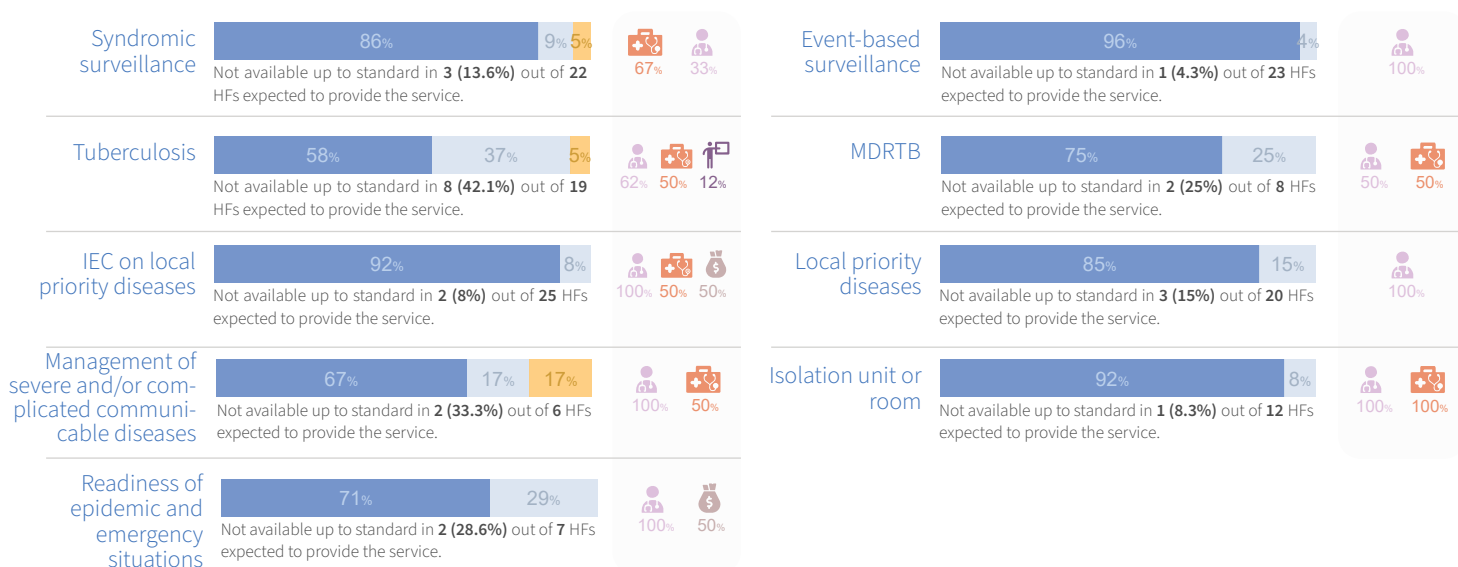
### Barriers for partial availability or non-availability.

Lack of staff Lack of supplies Lack of financial resources  
Lack of training Lack of equipment

## Child health and nutrition

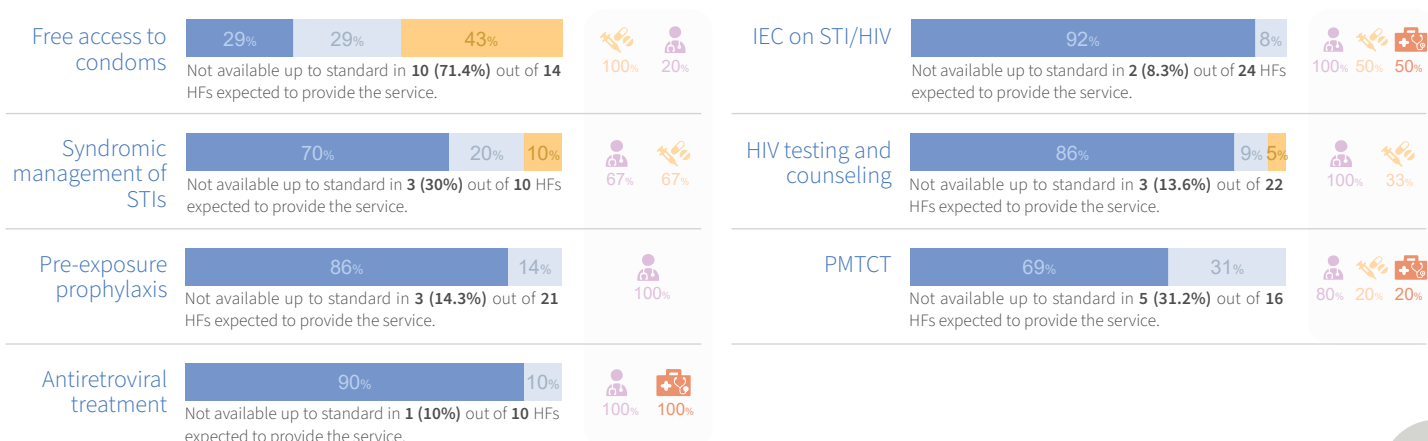


## Communicable diseases



## Sexual and reproductive health

### STI and HIV/AIDS



### Availability status

Available Partially available Not available

### Barriers for partial availability or non-availability.

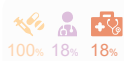
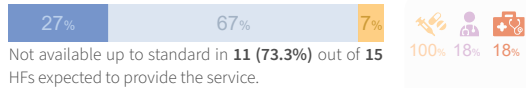
Lack of staff Lack of supplies Lack of financial resources  
Lack of training Lack of equipment

## Sexual and reproductive health (cont.)

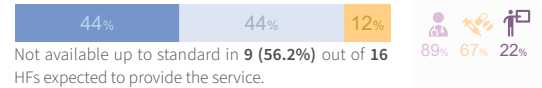


### Maternal and newborn health

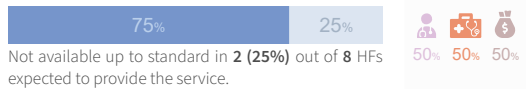
#### Family planning



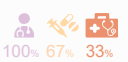
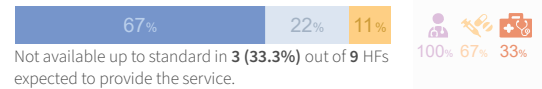
#### Antenatal care



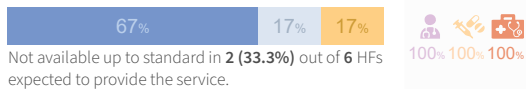
#### Skilled care during childbirth



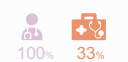
#### Basic Emergency Obstetric Care



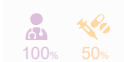
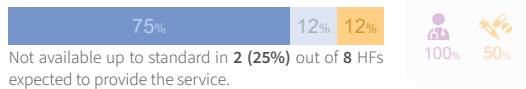
#### Comprehensive Emergency Obstetric Care



#### Postpartum care

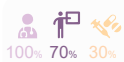
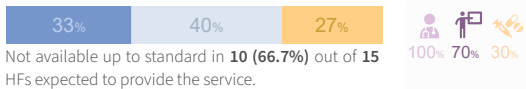


#### Comprehensive abortion care

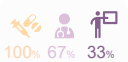
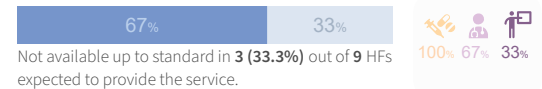


### Sexual violence

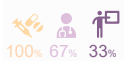
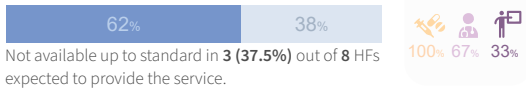
#### Clinical management of rape survivors



#### Emergency contraception

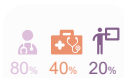
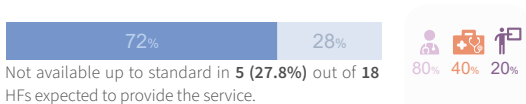


#### Post-exposure prophylaxis

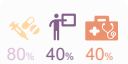
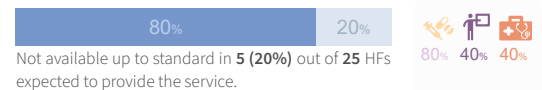


## Noncommunicable diseases and mental health

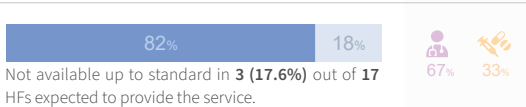
#### Promote self-care



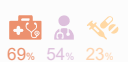
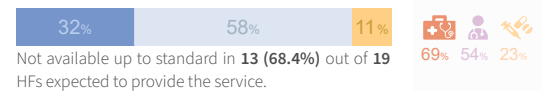
#### NCD Clinic



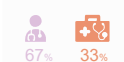
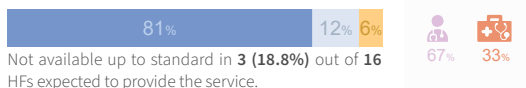
#### Asthma and Chronic Obstructive Pulmonary Disease



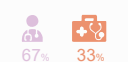
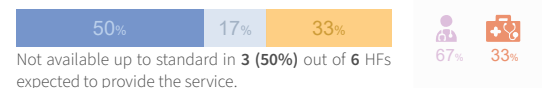
#### Availability of cancer diagnostics services



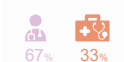
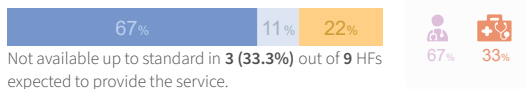
#### Primary cancer screening



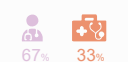
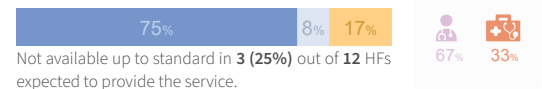
#### Availability of Mammography



#### Availability of Hysteroscopy



#### Availability of Esophagogastroduodenoscopy



### Availability status

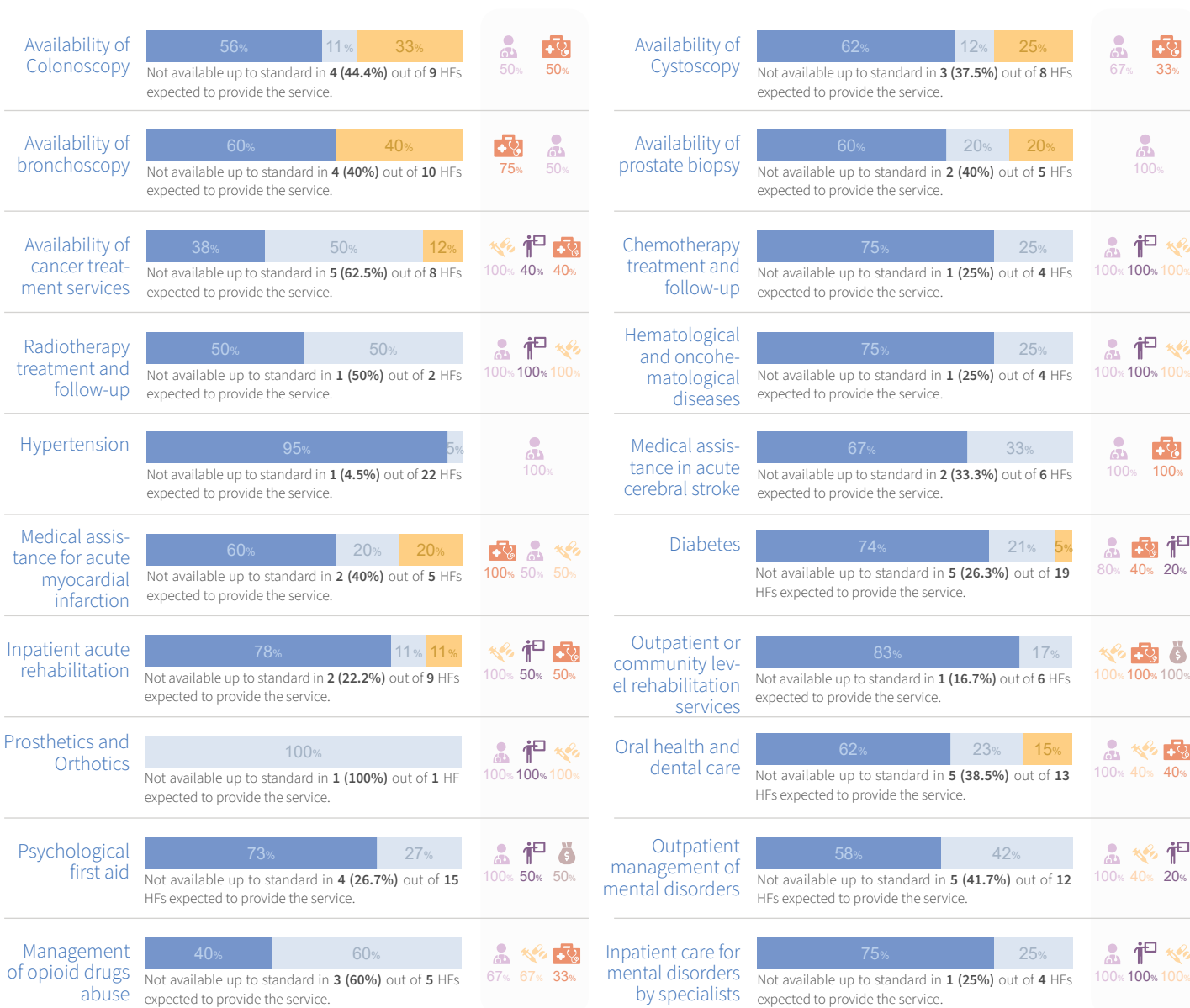
Available Partially available Not available

### Barriers for partial availability or non-availability.

Lack of staff Lack of supplies Lack of financial resources  
Lack of training Lack of equipment



## Noncommunicable diseases and mental health (cont.)



This analysis was produced based on the information reported into HeRAMS up to 27 August 2025 and while the deployment of HeRAMS, including data verification and validation, continue. Hence, this analysis is not final and is produced solely for the purposes of informing operations.

The designations employed and the presentation of the material in this report do not imply the expression of any opinion whatsoever on the part of WHO concerning the legal status of any country, territory, city, or area or of its authorities, or concerning the delimitation of its frontiers or boundaries. Dotted lines on maps represent approximate border lines for which there may not yet be full agreement.

### Notes:

1. Causes of non-functionality, basic amenity types, and barriers impeding service availability, were limited to the top three most frequently reported responses.
2. The analysis of barriers impeding service availability was limited to HFs where the health service is not available up to standard.
3. The analysis of individual services was limited to HFs expected to provide the specific service.



Data source: HeRAMS Ukraine  
Data accessed on: 27 August 2025  
Date report created: 30 October 2025  
Contact: [herams@who.int](mailto:herams@who.int)

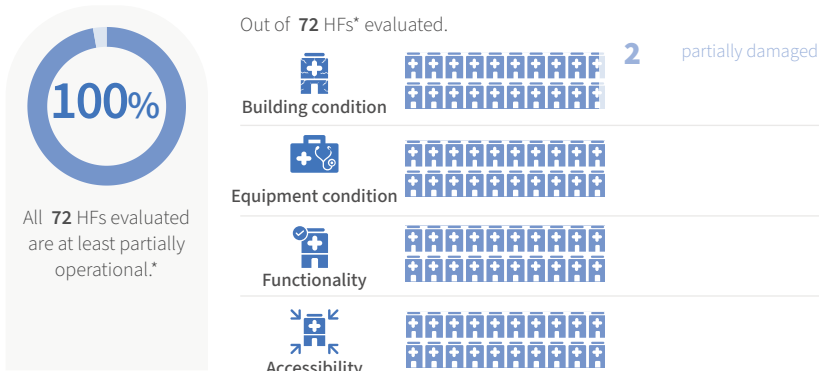




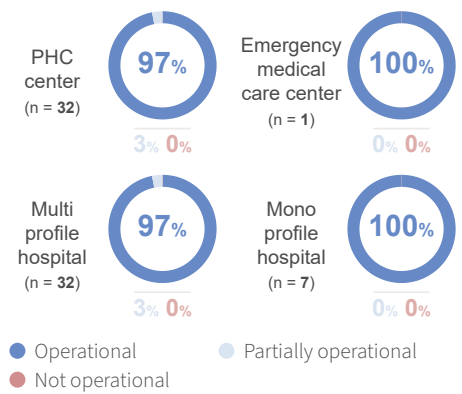
# HeRAMS Ukraine | Khmelnytska

## SNAPSHOT AUGUST 2025

### OPERATIONAL STATUS




### HF by type



### MAIN CAUSES OF...

#### Building damage

The 2 primary causes of building damage reported by 2 partially damaged HF<sup>s</sup>.



#### Functionality constraints

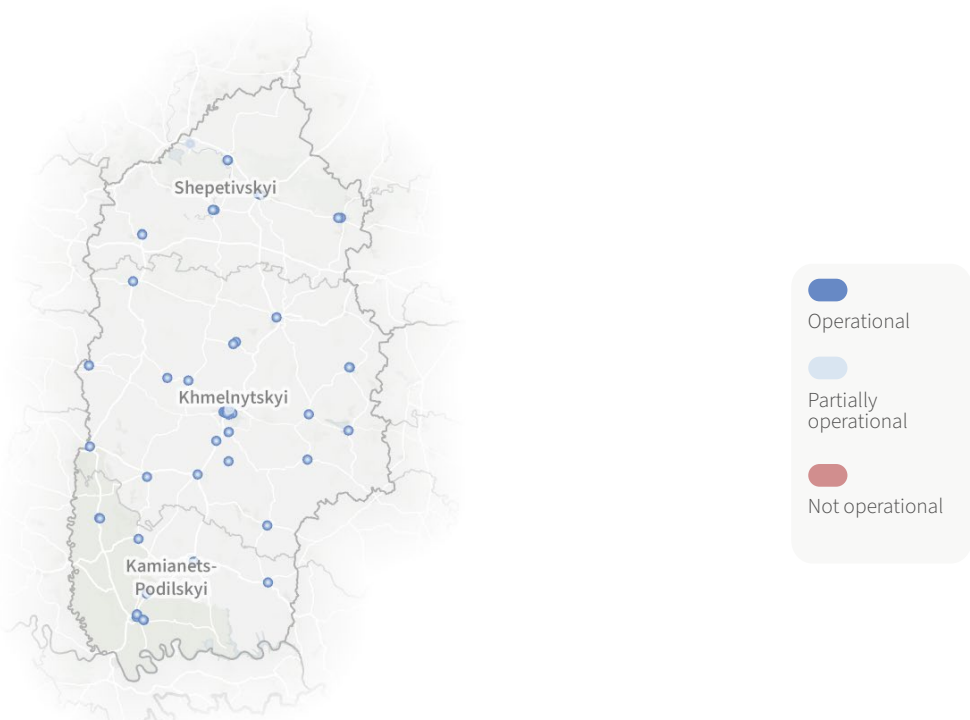
No functionality constraints reported.

#### Equipment damage

No equipment damage reported.

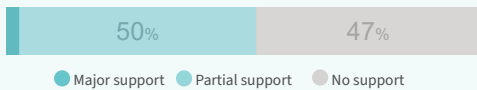
#### Accessibility constraints

No accessibility constraints reported.



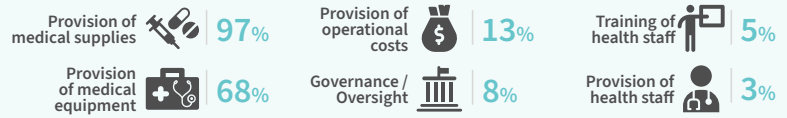
\* The term health facility is an all-encompassing designation that includes all modalities of service delivery. Beyond traditional health facilities, this may include temporary structures or mobile clinics.  
 \*\* HF<sup>s</sup> reported as destroyed, non-functioning, or inaccessible are deemed unable to provide any health services, hence categorized as non-operational. Consequently, reporting ends upon confirmation of a HF's non-operational status.

Out of 72 HFIs partially and fully operational HFIs.



Partner support types

Out of 38 HFIs receiving major or partial support from partners.



BASIC AMENITIES\*

Out of 72 HFIs partially and fully operational HFIs.

Available Partially available Not available

WASH

Water

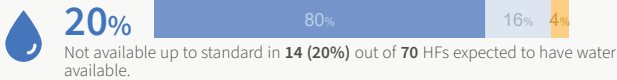


Main water sources

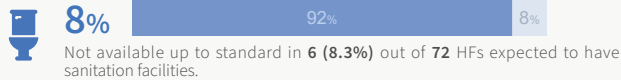
Out of 72 HFIs where water is at least partially available.



Water storage



Sanitation facilities



Out of 72 HFIs where sanitation facilities is at least partially available.

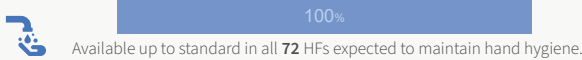
Sanitation facilities types\*



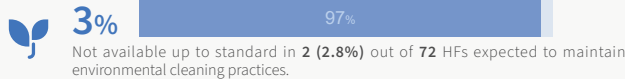
Sanitation facilities accessibility\*



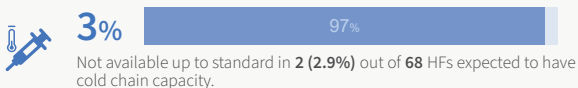
Hand-hygiene facilities



Cleaning equipment



Cold chain



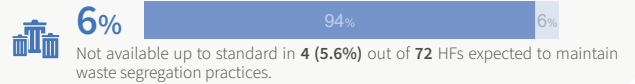
Cold chain sources

Out of 68 HFIs where cold chain is at least partially available.

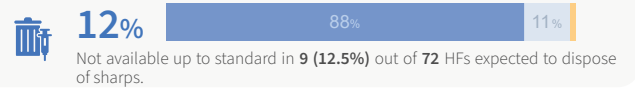


Waste management

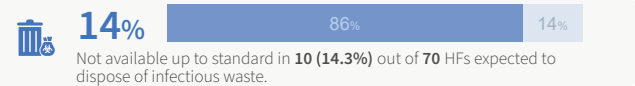
Waste segregation



Final disposal of sharps

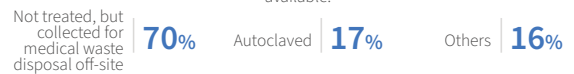


Final disposal of infectious waste

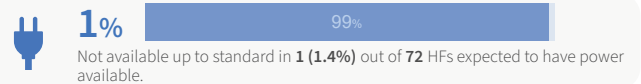


Waste disposal methods

Out of 70 HFIs where final disposal of sharps or infectious waste are at least partially available.

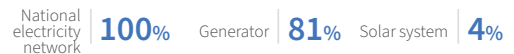


Power

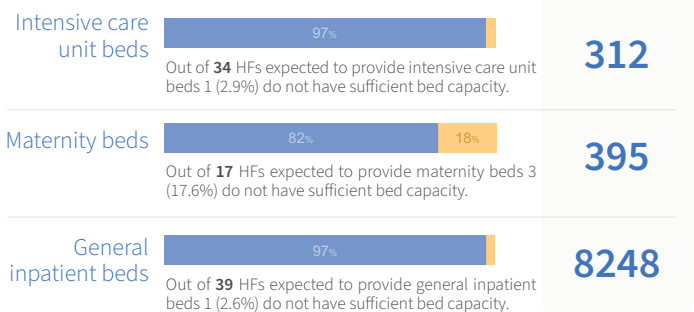


Power sources

Out of 72 HFIs where power is at least partially available.



Inpatient bed capacity\*



Main barriers\*

Out of 3 HFIs where inpatient bed capacity is not available up to standards.



\*Out of 72 HFIs. HFIs reported as destroyed, non-functioning, or inaccessible are considered unable to provide health services in their current state and are therefore excluded from this section.

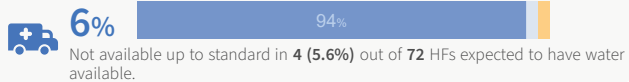


# BASIC AMENITIES\*

Out of 72 HFIs partially and fully operational HFIs.

● Available ● Partially available ● Not available

## Transportation of patients

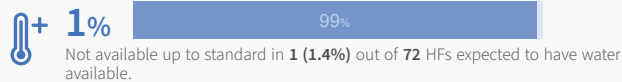


### Transportation types

Out of 70 HFIs where transportation of patients is at least partially available.



## Heating

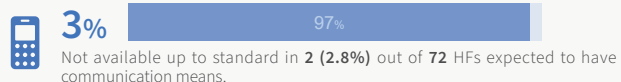


### Heating sources

Out of 72 HFIs where heating is at least partially available.



## Communications Equipment Sufficiency

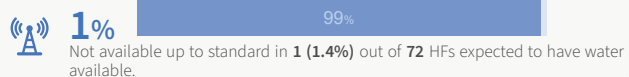


### Communication equipment types

Out of 72 HFIs where communication is at least partially available.



## Connectivity



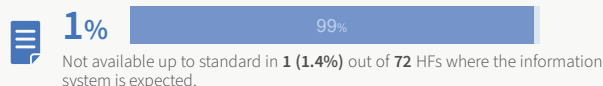
### Connectivity types

Out of 72 HFIs where connectivity is at least partially available.

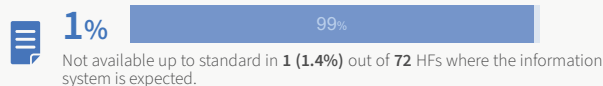


## Health information management systems

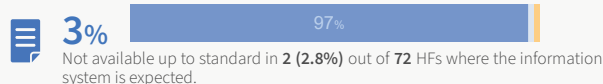
### eHealth



### Data entrance into the eHealth



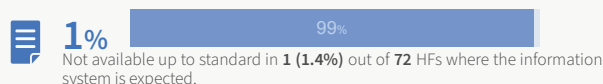
### Epidemiological Reports



### Activity Reports



### eHealth trainings to health staff

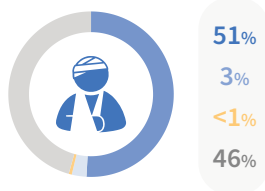


# ESSENTIAL HEALTH SERVICES\*

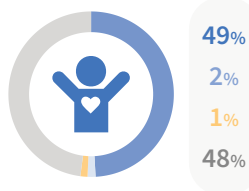
## Service domain overview

● Available ● Partially available ● Not available ● Not normally provided

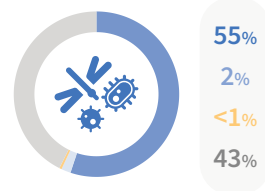
### General clinical and trauma care



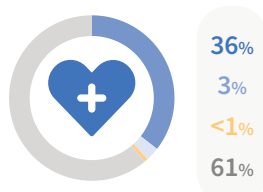
### Child health and nutrition



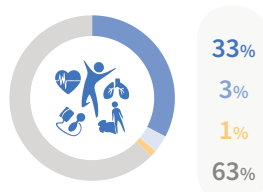
### Communicable diseases



### Sexual and reproductive health



### NCD and mental health



\*Out of 72 HFIs. HFIs reported as destroyed, non-functioning, or inaccessible are considered unable to provide health services in their current state and are therefore excluded from this section.



### Availability status

Available Partially available Not available

### Barriers for partial availability or non-availability.

Lack of staff Lack of supplies Lack of financial resources  
Lack of training Lack of equipment

## General clinical and emergency care



\* Out of 72 HFs. HFs reported as destroyed, non-functioning, or inaccessible are considered unable to provide health services in their current state and are therefore excluded from this section.

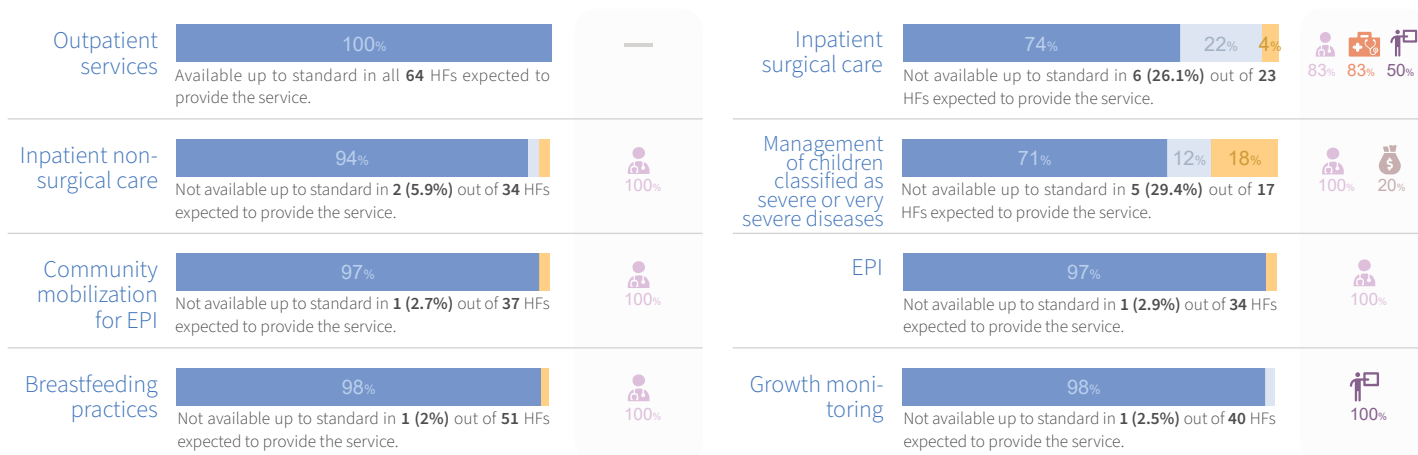
### Availability status

Available Partially available Not available

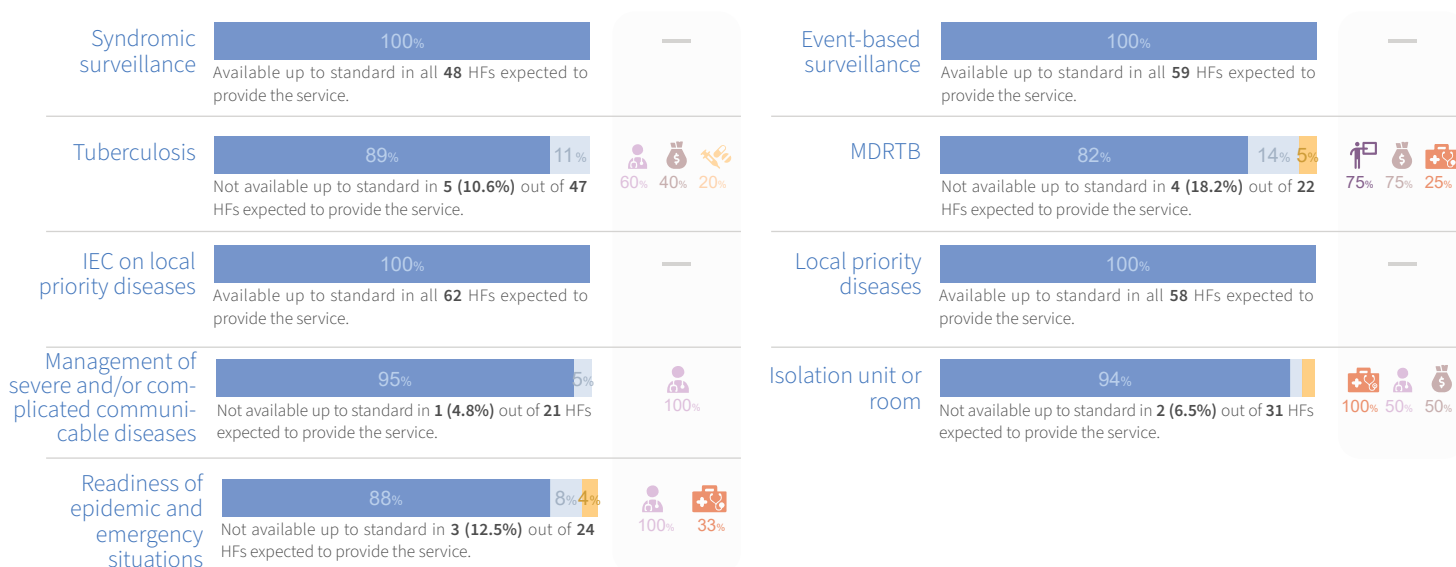
### Barriers for partial availability or non-availability.

Lack of staff Lack of supplies Lack of financial resources  
Lack of training Lack of equipment

## Child health and nutrition

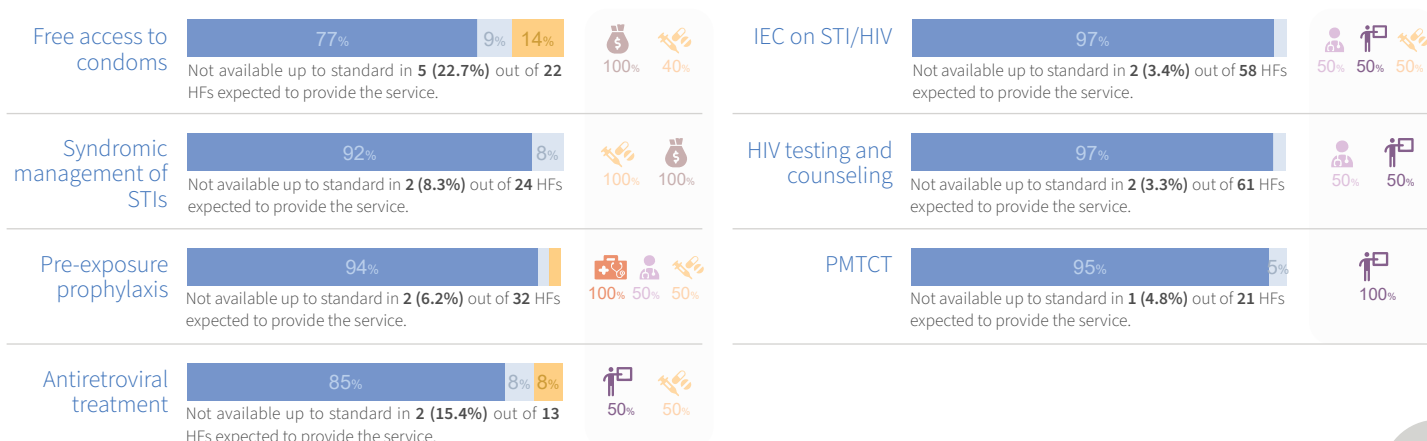


## Communicable diseases



## Sexual and reproductive health

### STI and HIV/AIDS



### Availability status

Available Partially available Not available

### Barriers for partial availability or non-availability.

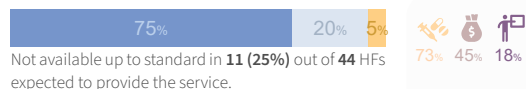
Lack of staff Lack of supplies Lack of financial resources  
Lack of training Lack of equipment

## Sexual and reproductive health (cont.)

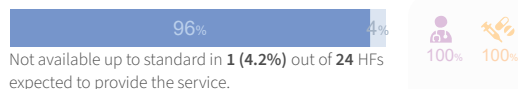


### Maternal and newborn health

#### Family planning



#### Antenatal care



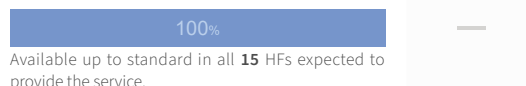
#### Skilled care during childbirth



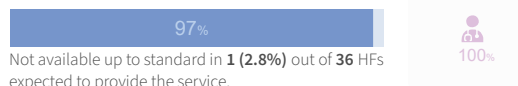
#### Basic Emergency Obstetric Care



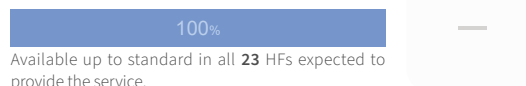
#### Comprehensive Emergency Obstetric Care



#### Postpartum care

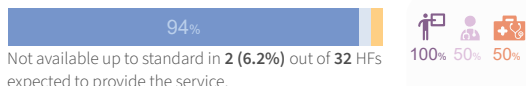


#### Comprehensive abortion care

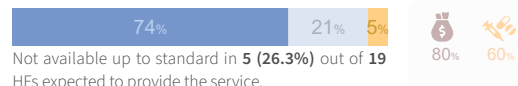


### Sexual violence

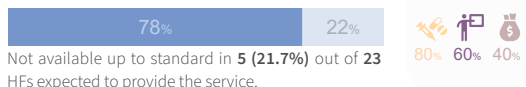
#### Clinical management of rape survivors



#### Emergency contraception

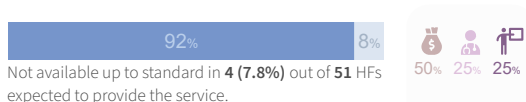


#### Post-exposure prophylaxis

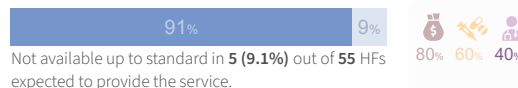


## Noncommunicable diseases and mental health

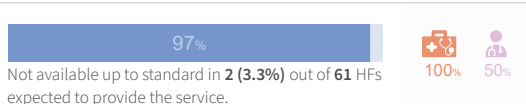
#### Promote self-care



#### NCD Clinic



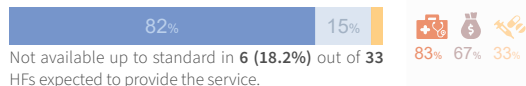
#### Asthma and Chronic Obstructive Pulmonary Disease



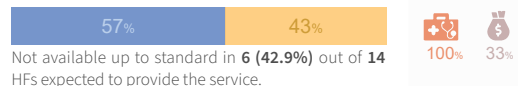
#### Availability of cancer diagnostics services



#### Primary cancer screening



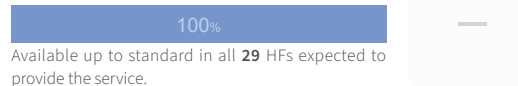
#### Availability of Mammography



#### Availability of Hysteroscopy



#### Availability of Esophagogastroduodenoscopy



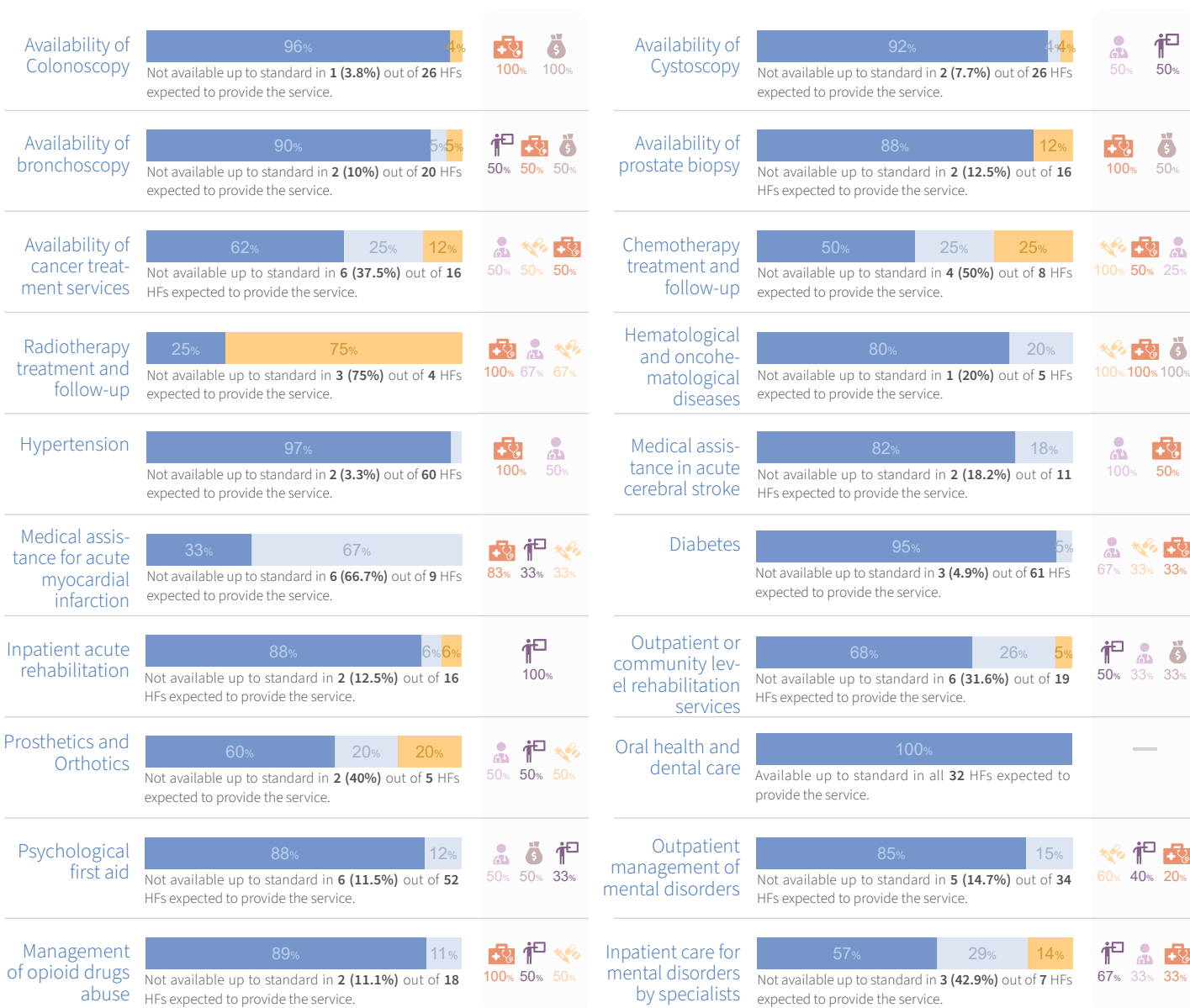
## Availability status

Available Partially available Not available

## Barriers for partial availability or non-availability.

Lack of staff Lack of supplies Lack of financial resources  
Lack of training Lack of equipment

# Noncommunicable diseases and mental health (cont.)



This analysis was produced based on the information reported into HeRAMS up to 27 August 2025 and while the deployment of HeRAMS, including data verification and validation, continue. Hence, this analysis is not final and is produced solely for the purposes of informing operations.

The designations employed and the presentation of the material in this report do not imply the expression of any opinion whatsoever on the part of WHO concerning the legal status of any country, territory, city, or area or of its authorities, or concerning the delimitation of its frontiers or boundaries. Dotted lines on maps represent approximate border lines for which there may not yet be full agreement.

### Notes:

- Causes of non-functionality, basic amenity types, and barriers impeding service availability, were limited to the top three most frequently reported responses.
- The analysis of barriers impeding service availability was limited to HFs where the health service is not available up to standard.
- The analysis of individual services was limited to HFs expected to provide the specific service.



Data source: HeRAMS Ukraine  
Data accessed on: 27 August 2025  
Date report created: 30 October 2025  
Contact: [herams@who.int](mailto:herams@who.int)





# HeRAMS Ukraine | Kirovohradka

## SNAPSHOT AUGUST 2025

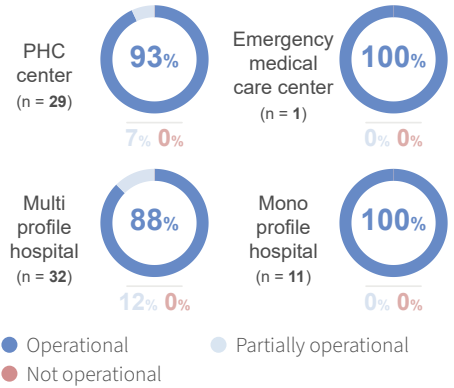
### OPERATIONAL STATUS



Out of 73 HF's\* evaluated.



### HF by type



### MAIN CAUSES OF...

#### Building damage

The 3 primary causes of building damage reported by 6 partially damaged HF's.



#### Equipment damage

The primary cause of equipment damage reported by 1 partially damaged HF.

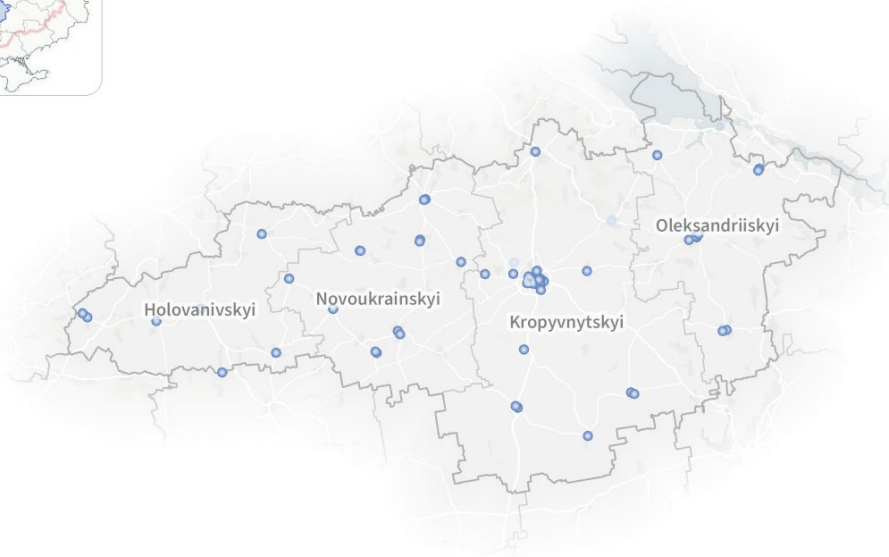


#### Functionality constraints

No functionality constraints reported.

#### Accessibility constraints

No accessibility constraints reported.



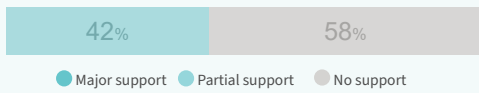
\* The term health facility is an all-encompassing designation that includes all modalities of service delivery. Beyond traditional health facilities, this may include temporary structures or mobile clinics.

\*\* HF's reported as destroyed, non-functioning, or inaccessible are deemed unable to provide any health services, hence categorized as non-operational. Consequently, reporting ends upon confirmation of a HF's non-operational status.

\*\*\* 11% of HF's have not reported since May 2025, thus data should be interpreted with care.



Out of 73 HF partially and fully operational HF.



Partner support types

Out of 31 HF receiving major or partial support from partners.



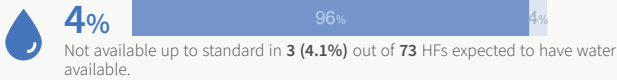
BASIC AMENITIES\*

Out of 73 HF partially and fully operational HF.

Available Partially available Not available

WASH

Water

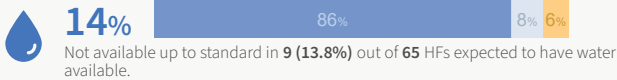


Main water sources

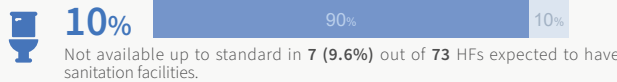
Out of 73 HF where water is at least partially available.



Water storage



Sanitation facilities



Out of 73 HF where sanitation facilities is at least partially available.

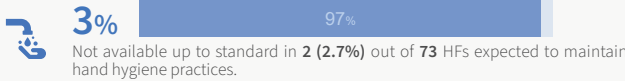
Sanitation facilities types\*



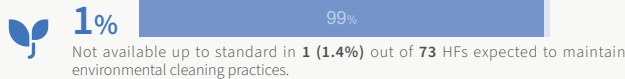
Sanitation facilities accessibility\*



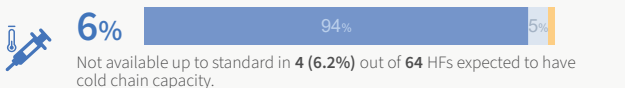
Hand-hygiene facilities



Cleaning equipment



Cold chain



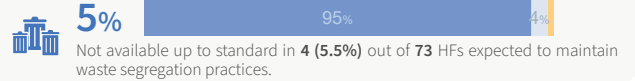
Cold chain sources

Out of 63 HF where cold chain is at least partially available.

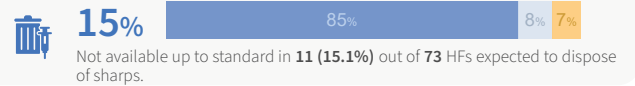


Waste management

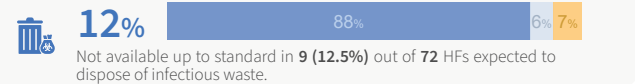
Waste segregation



Final disposal of sharps

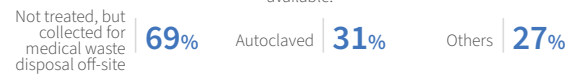


Final disposal of infectious waste

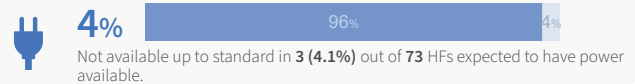


Waste disposal methods

Out of 67 HF where final disposal of sharps or infectious waste are at least partially available.



Power

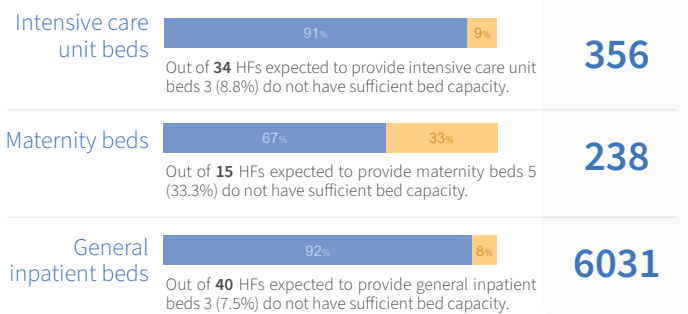


Power sources

Out of 73 HF where power is at least partially available.



Inpatient bed capacity\*



Main barriers\*

Out of 5 HF where inpatient bed capacity is not available up to standards.



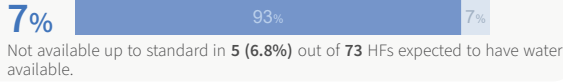
\*Out of 73 HF. HF reported as destroyed, non-functioning, or inaccessible are considered unable to provide health services in their current state and are therefore excluded from this section.

# BASIC AMENITIES\*

Out of 73 HFIs partially and fully operational HFIs.

● Available ● Partially available ● Not available

## Transportation of patients




### Transportation types

Out of 73 HFIs where transportation of patients is at least partially available.



## Communications Equipment Sufficiency

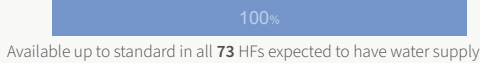


### Communication equipment types

Out of 73 HFIs where communication is at least partially available.



## Connectivity

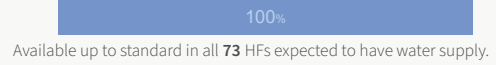


### Connectivity types

Out of 73 HFIs where connectivity is at least partially available.



## Heating



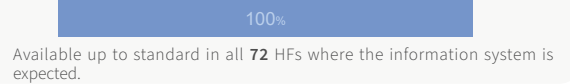
### Heating sources

Out of 73 HFIs where heating is at least partially available.

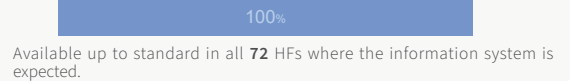


## Health information management systems

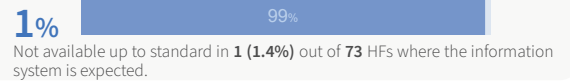
### eHealth



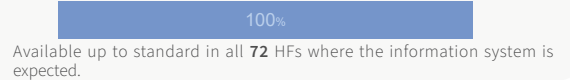
### Data entrance into the eHealth



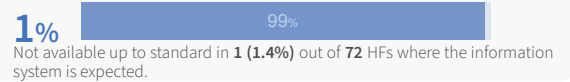
### Epidemiological Reports



### Activity Reports



### eHealth trainings to health staff

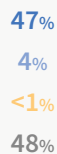


# ESSENTIAL HEALTH SERVICES\*

## Service domain overview

● Available ● Partially available ● Not available ● Not normally provided

### General clinical and trauma care



### Child health and nutrition



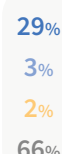
### Communicable diseases



### Sexual and reproductive health



### NCD and mental health



\*Out of 73 HFIs. HFIs reported as destroyed, non-functioning, or inaccessible are considered unable to provide health services in their current state and are therefore excluded from this section.



### Availability status

Available Partially available Not available

### Barriers for partial availability or non-availability.

Lack of staff Lack of supplies Lack of financial resources  
Lack of training Lack of equipment

## General clinical and emergency care



\* Out of 73 HFs. HFs reported as destroyed, non-functioning, or inaccessible are considered unable to provide health services in their current state and are therefore excluded from this section.



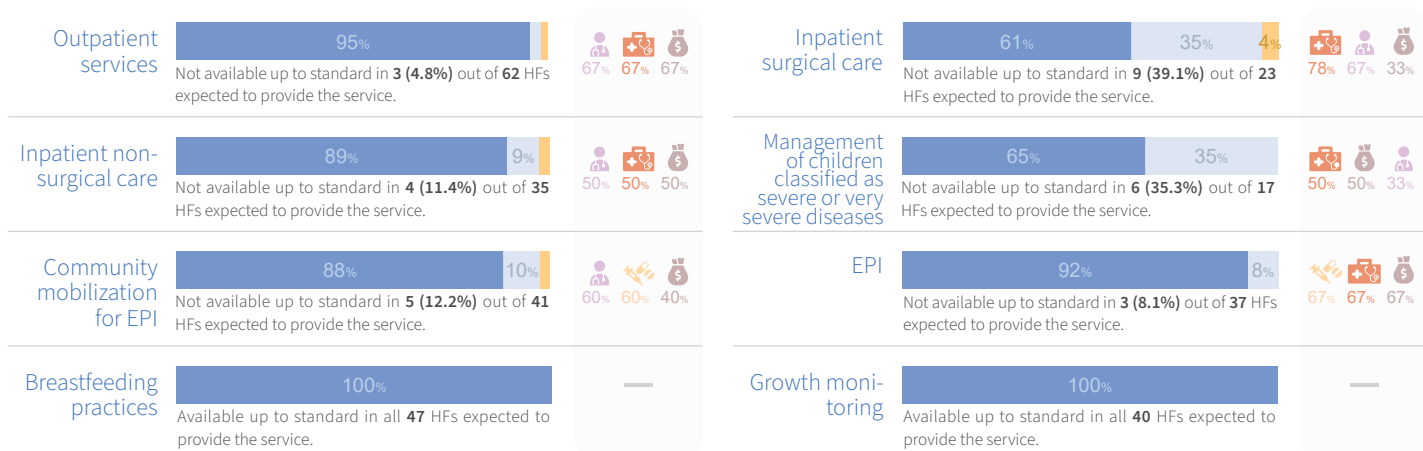
### Availability status

Available Partially available Not available

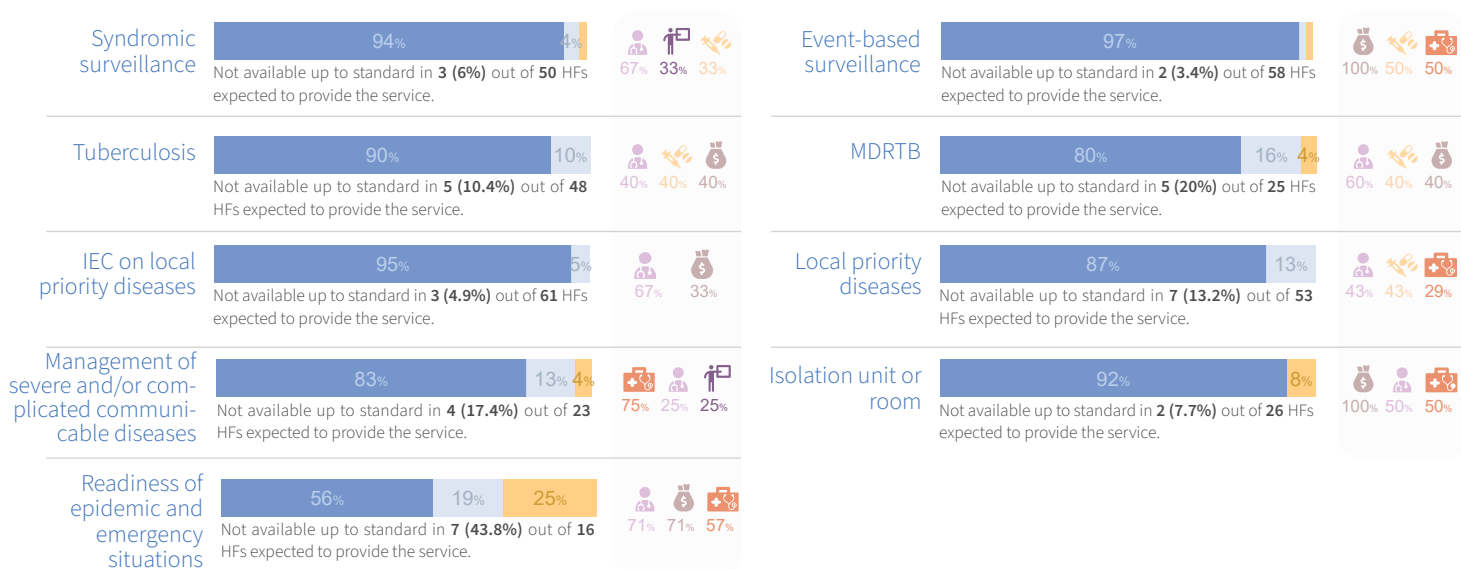
### Barriers for partial availability or non-availability.

Lack of staff Lack of supplies Lack of financial resources  
Lack of training Lack of equipment

## Child health and nutrition

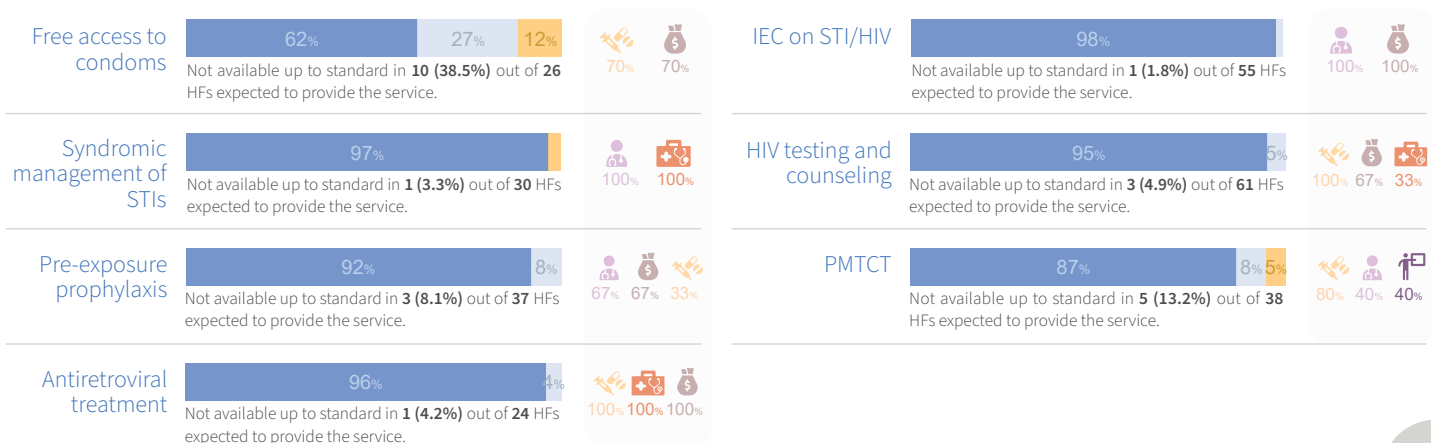


## Communicable diseases



## Sexual and reproductive health

### STI and HIV/AIDS



### Availability status

Available Partially available Not available

### Barriers for partial availability or non-availability.

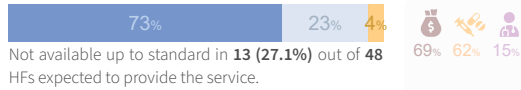
Lack of staff Lack of supplies Lack of financial resources  
Lack of training Lack of equipment

## Sexual and reproductive health (cont.)

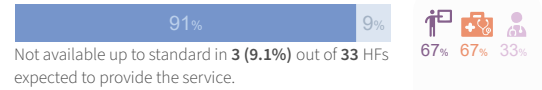


### Maternal and newborn health

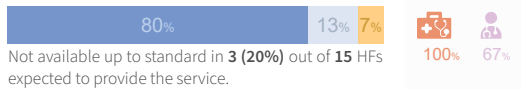
#### Family planning



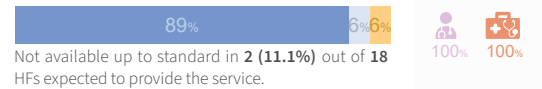
#### Antenatal care



#### Skilled care during childbirth



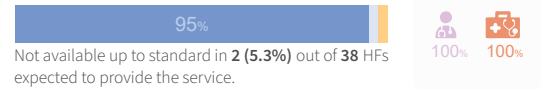
#### Basic Emergency Obstetric Care



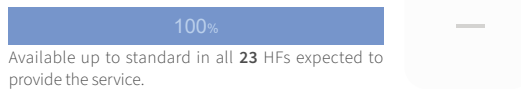
#### Comprehensive Emergency Obstetric Care



#### Postpartum care

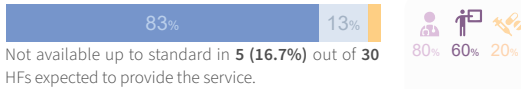


#### Comprehensive abortion care



### Sexual violence

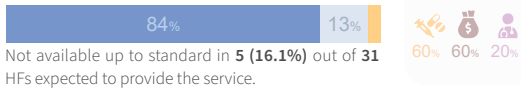
#### Clinical management of rape survivors



#### Emergency contraception

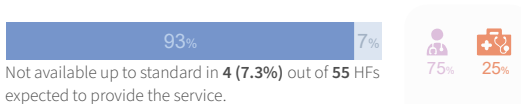


#### Post-exposure prophylaxis

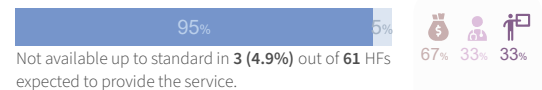


## Noncommunicable diseases and mental health

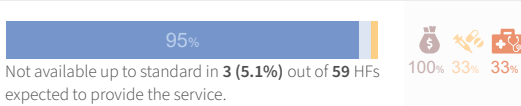
#### Promote self-care



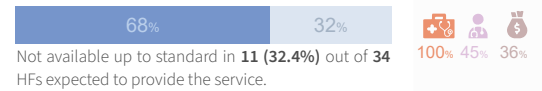
#### NCD Clinic



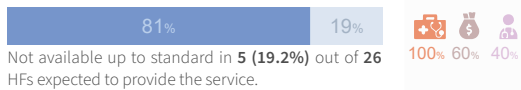
#### Asthma and Chronic Obstructive Pulmonary Disease



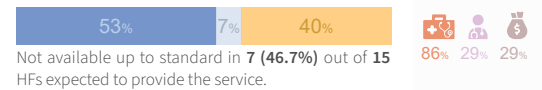
#### Availability of cancer diagnostics services



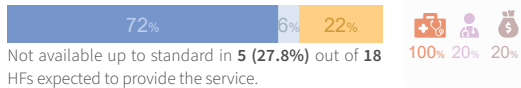
#### Primary cancer screening



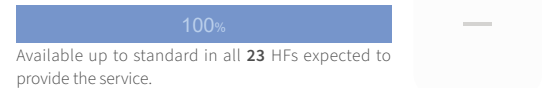
#### Availability of Mammography



#### Availability of Hysteroscopy



#### Availability of Esophagogastroduodenoscopy



## Availability status

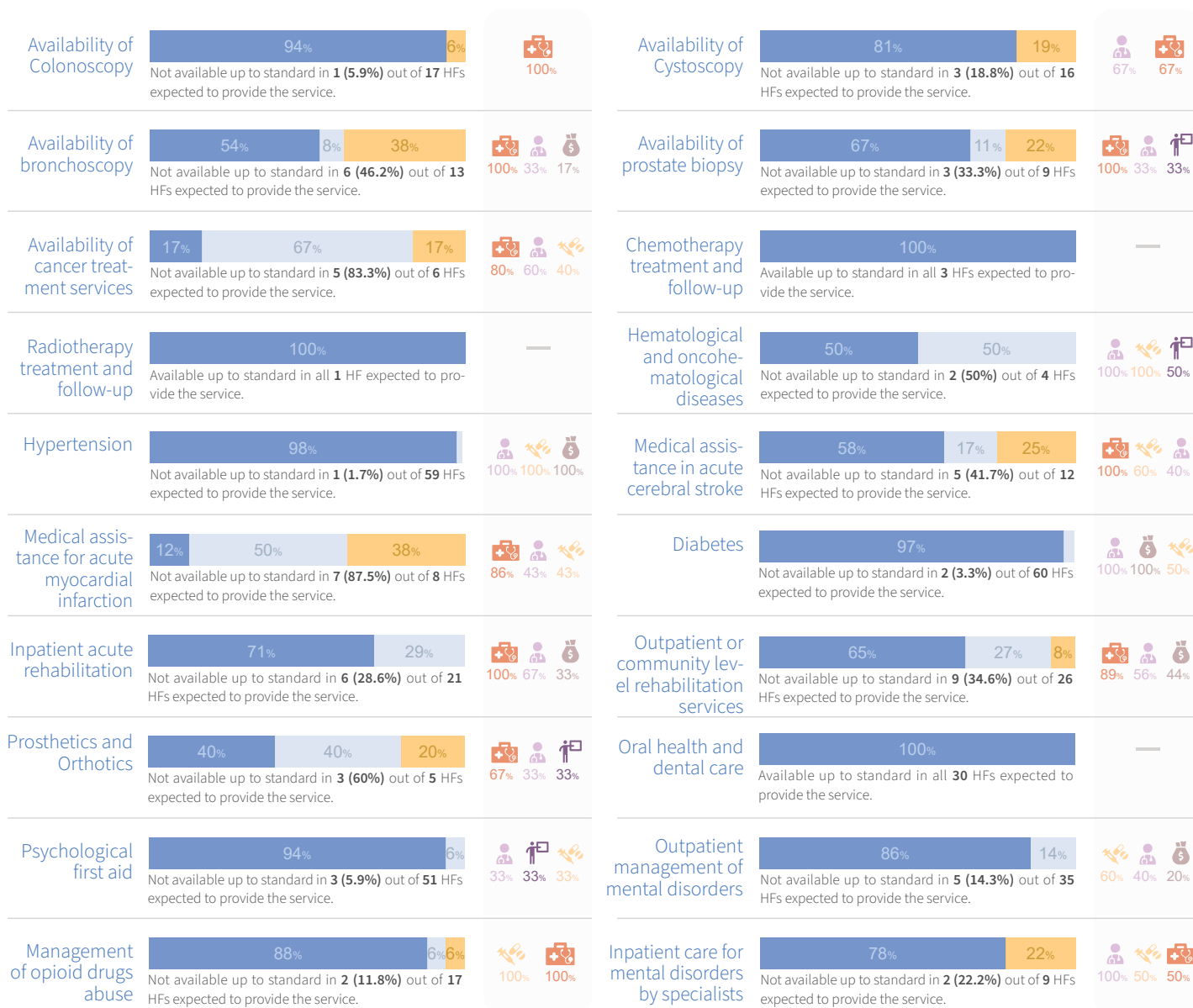
Available Partially available Not available

## Barriers for partial availability or non-availability.

Lack of staff Lack of supplies Lack of financial resources  
Lack of training Lack of equipment



## Noncommunicable diseases and mental health (cont.)



This analysis was produced based on the information reported into HeRAMS up to 27 August 2025 and while the deployment of HeRAMS, including data verification and validation, continue. Hence, this analysis is not final and is produced solely for the purposes of informing operations.

The designations employed and the presentation of the material in this report do not imply the expression of any opinion whatsoever on the part of WHO concerning the legal status of any country, territory, city, or area or of its authorities, or concerning the delimitation of its frontiers or boundaries. Dotted lines on maps represent approximate border lines for which there may not yet be full agreement.

### Notes:

- Causes of non-functionality, basic amenity types, and barriers impeding service availability, were limited to the top three most frequently reported responses.
- The analysis of barriers impeding service availability was limited to HF where the health service is not available up to standard.
- The analysis of individual services was limited to HF expected to provide the specific service.



Data source: HeRAMS Ukraine  
Data accessed on: 27 August 2025  
Date report created: 30 October 2025  
Contact: [herams@who.int](mailto:herams@who.int)






# HeRAMS Ukraine | Kyiv city

## SNAPSHOT AUGUST 2025

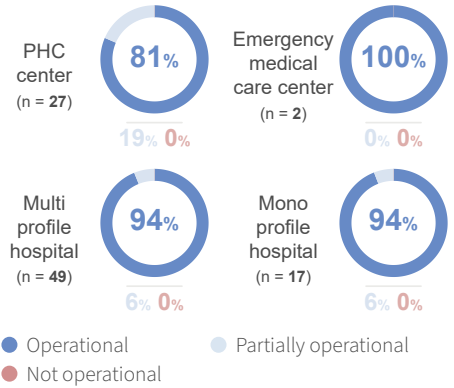
### OPERATIONAL STATUS



Out of 95 HF's\* evaluated.



### HF by type



### MAIN CAUSES OF...

#### Building damage

The 2 primary causes of building damage reported by 9 partially damaged HF's.



#### Equipment damage

The 2 primary causes of equipment damage reported by 4 partially damaged HF's.




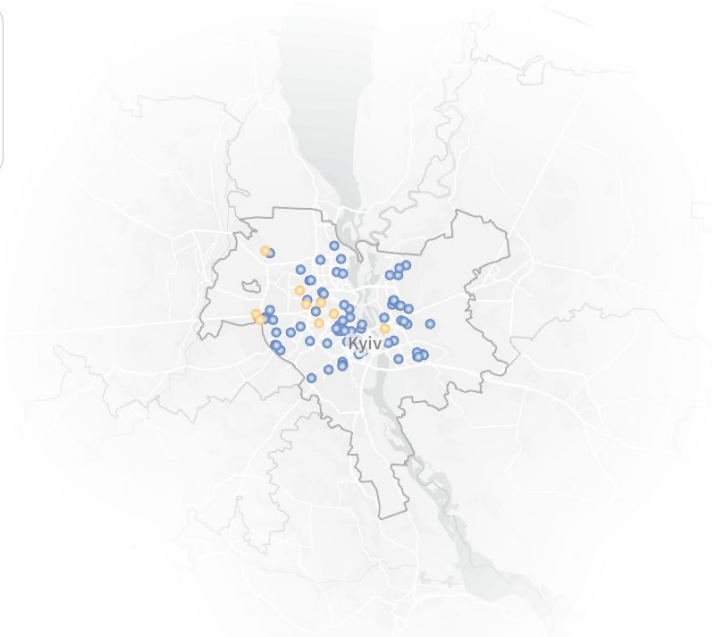
#### Functionality constraints

The primary cause of functionality constraints reported by 1 partially functioning HF.



#### Accessibility constraints

The primary cause of accessibility constraints reported by 1 partially accessible HF.



\* The term health facility is an all-encompassing designation that includes all modalities of service delivery. Beyond traditional health facilities, this may include temporary structures or mobile clinics.

\*\* HF's reported as destroyed, non-functioning, or inaccessible are deemed unable to provide any health services, hence categorized as non-operational. Consequently, reporting ends upon confirmation of a HF's non-operational status.

\*\*\* 83% of HF's have not reported since May 2025, thus data should be interpret with care.





## Partner support

Out of 95 HF partially and fully operational HF.



### Partner support types

Out of 19 HF receiving major or partial support from partners.



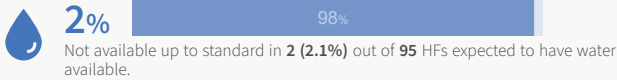
## BASIC AMENITIES\*

Out of 95 HF partially and fully operational HF.

● Available ● Partially available ● Not available

### WASH

#### Water

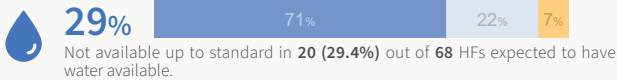


#### Main water sources

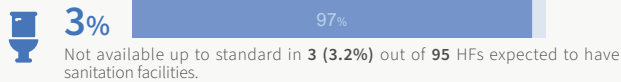
Out of 95 HF where water is at least partially available.



#### Water storage



#### Sanitation facilities



Out of 95 HF where sanitation facilities is at least partially available.

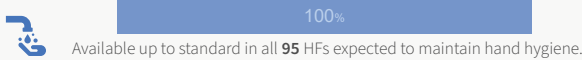
#### Sanitation facilities types\*



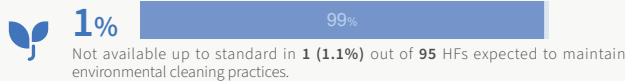
#### Sanitation facilities accessibility\*



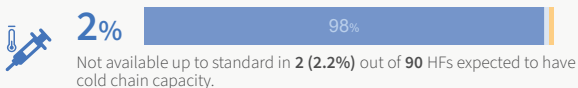
#### Hand-hygiene facilities



#### Cleaning equipment



### Cold chain



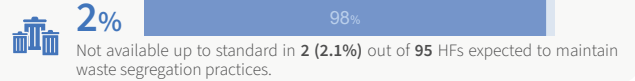
#### Cold chain sources

Out of 89 HF where cold chain is at least partially available.

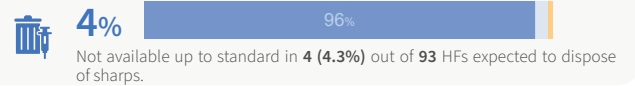


### Waste management

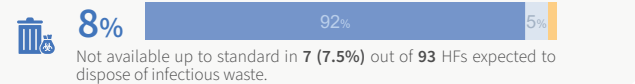
#### Waste segregation



#### Final disposal of sharps



#### Final disposal of infectious waste

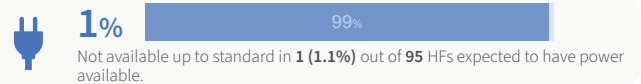


#### Waste disposal methods

Out of 91 HF where final disposal of sharps or infectious waste are at least partially available.



### Power

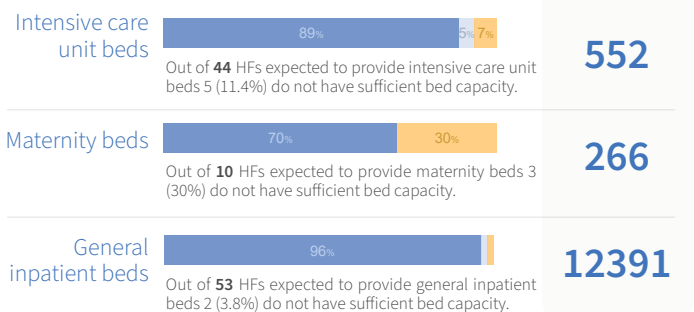


#### Power sources

Out of 95 HF where power is at least partially available.



### Inpatient bed capacity\*



#### Main barriers\*

Out of 5 HF where inpatient bed capacity is not available up to standards.



\*Out of 95 HF. HF reported as destroyed, non-functioning, or inaccessible are considered unable to provide health services in their current state and are therefore excluded from this section.

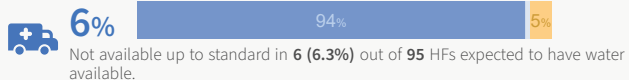


# BASIC AMENITIES\*

Out of 95 HFIs partially and fully operational HFIs.

● Available ● Partially available ● Not available

## Transportation of patients



### Transportation types

Out of 90 HFIs where transportation of patients is at least partially available.



## Heating

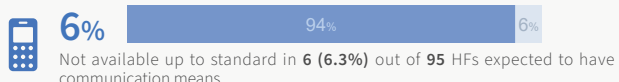


### Heating sources

Out of 95 HFIs where heating is at least partially available.



## Communications Equipment Sufficiency

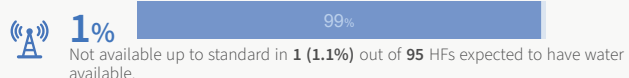


### Communication equipment types

Out of 95 HFIs where communication is at least partially available.



## Connectivity



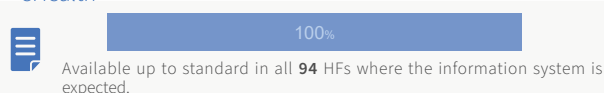
### Connectivity types

Out of 95 HFIs where connectivity is at least partially available.

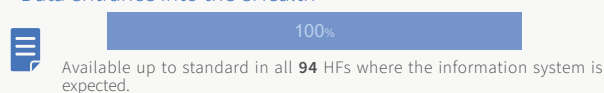


## Health information management systems

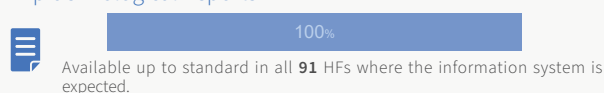
### eHealth



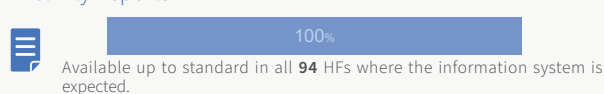
### Data entrance into the eHealth



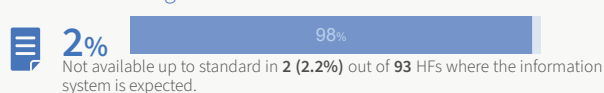
### Epidemiological Reports



### Activity Reports



### eHealth trainings to health staff

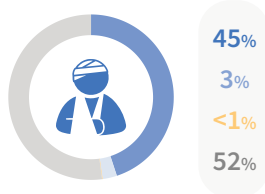


# ESSENTIAL HEALTH SERVICES\*

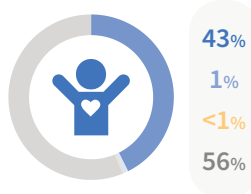
## Service domain overview

● Available ● Partially available ● Not available ● Not normally provided

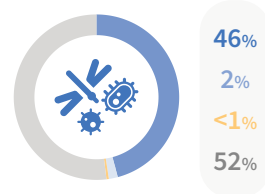
### General clinical and trauma care



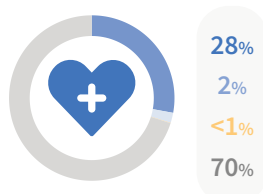
### Child health and nutrition



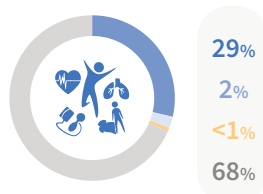
### Communicable diseases



### Sexual and reproductive health



### NCD and mental health



\*Out of 95 HFIs. HFIs reported as destroyed, non-functioning, or inaccessible are considered unable to provide health services in their current state and are therefore excluded from this section.



### Availability status

Available Partially available Not available

### Barriers for partial availability or non-availability.

Lack of staff Lack of supplies Lack of financial resources  
Lack of training Lack of equipment

## General clinical and emergency care



\* Out of 95 HFIs. HFIs reported as destroyed, non-functioning, or inaccessible are considered unable to provide health services in their current state and are therefore excluded from this section.

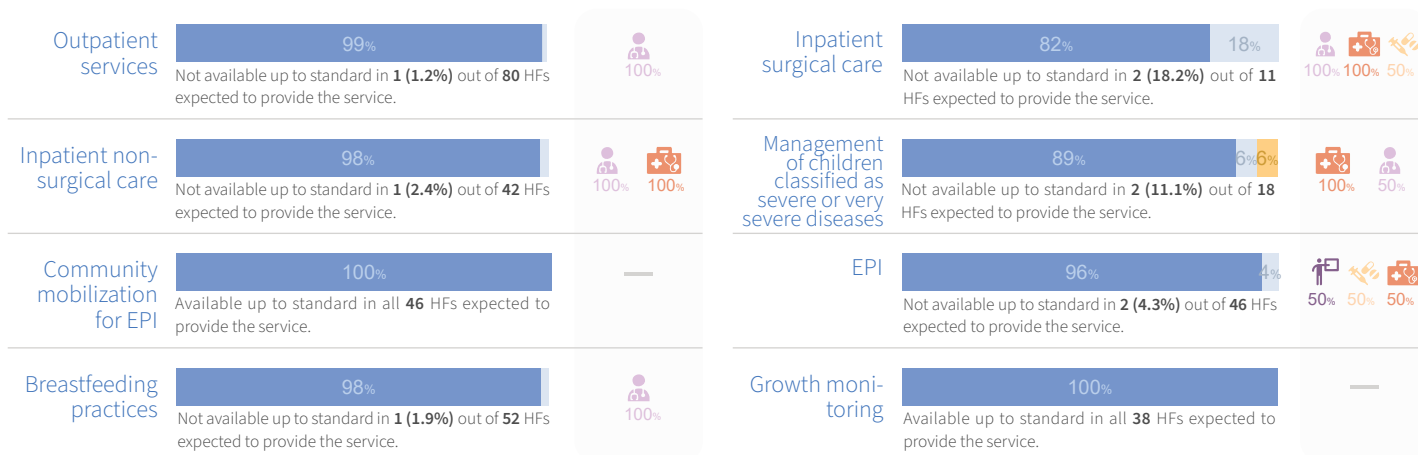
### Availability status

Available Partially available Not available

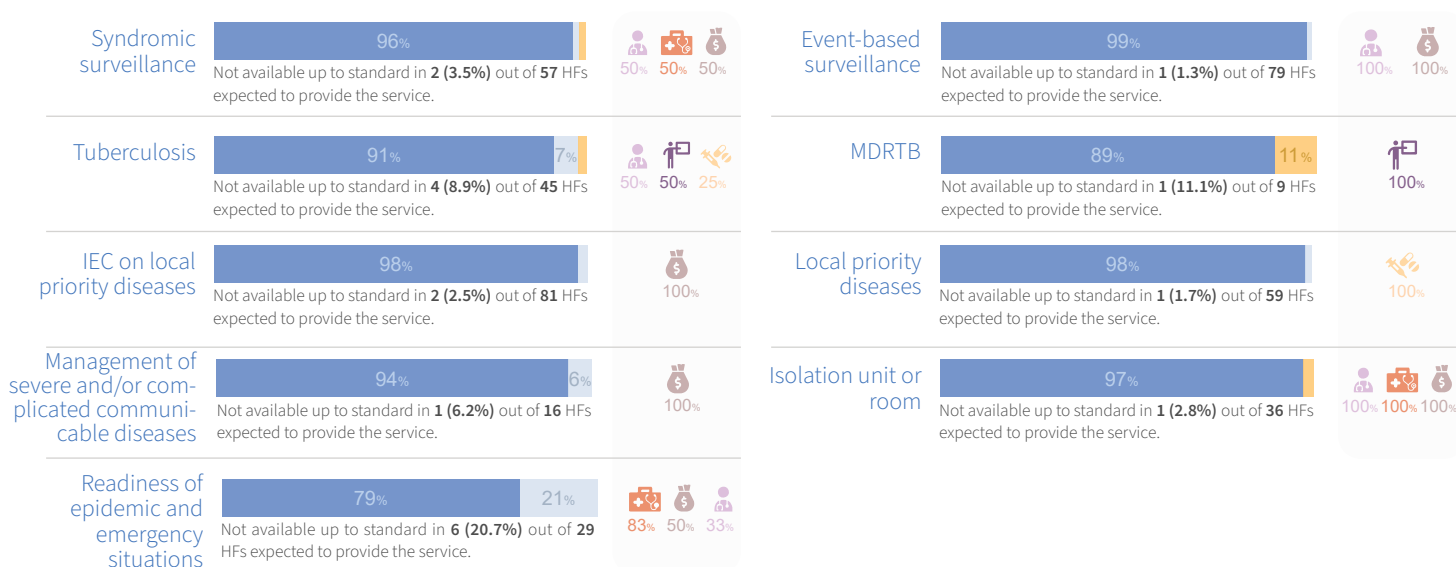
### Barriers for partial availability or non-availability.

Lack of staff Lack of supplies Lack of financial resources  
Lack of training Lack of equipment

## Child health and nutrition

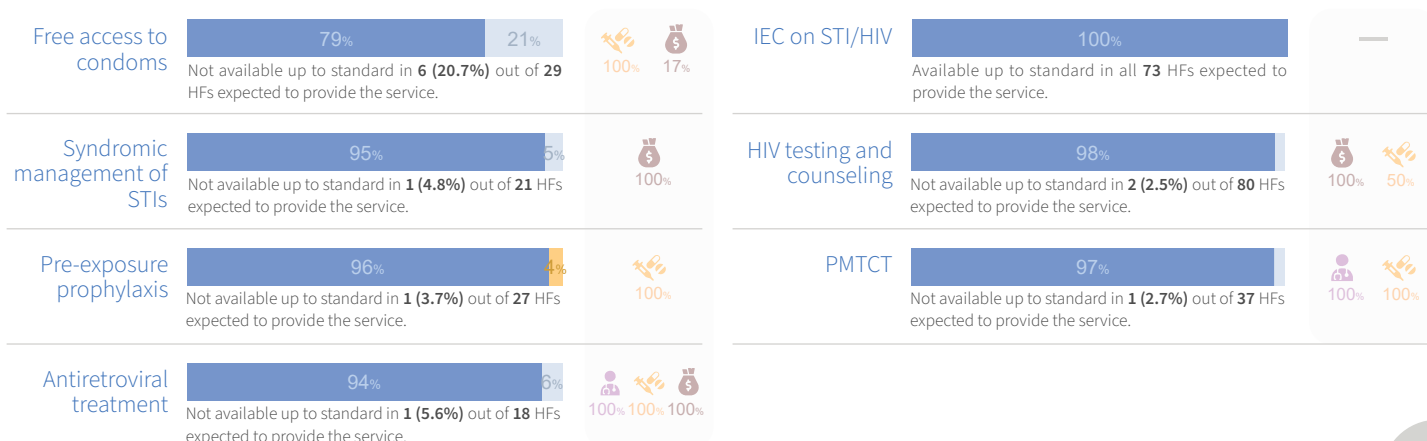


## Communicable diseases



## Sexual and reproductive health

### STI and HIV/AIDS



### Availability status

Available Partially available Not available

### Barriers for partial availability or non-availability.

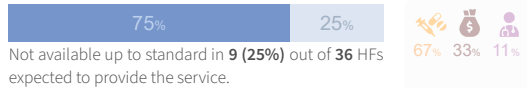
Lack of staff Lack of supplies Lack of financial resources  
Lack of training Lack of equipment

## Sexual and reproductive health (cont.)




### Maternal and newborn health

#### Family planning



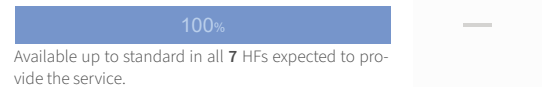
#### Antenatal care



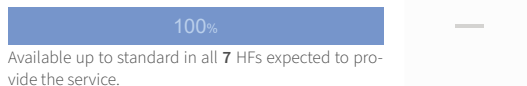
#### Skilled care during childbirth



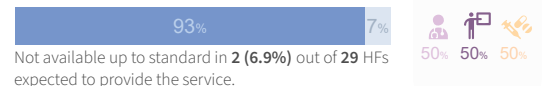
#### Basic Emergency Obstetric Care



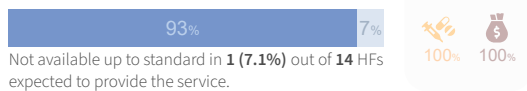
#### Comprehensive Emergency Obstetric Care



#### Postpartum care

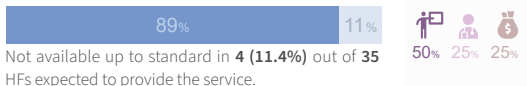


#### Comprehensive abortion care

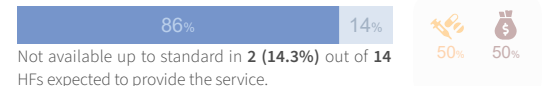


### Sexual violence

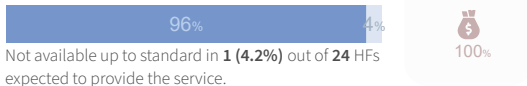
#### Clinical management of rape survivors



#### Emergency contraception

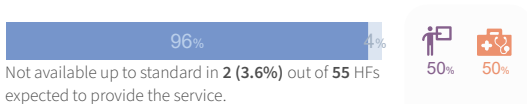


#### Post-exposure prophylaxis

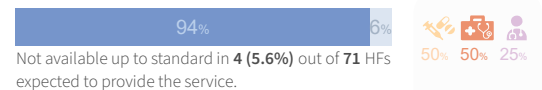


## Noncommunicable diseases and mental health

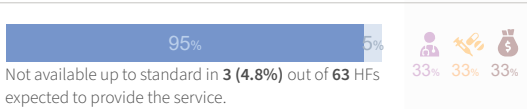
#### Promote self-care



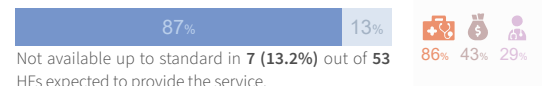
#### NCD Clinic



#### Asthma and Chronic Obstructive Pulmonary Disease



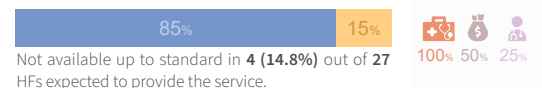
#### Availability of cancer diagnostics services



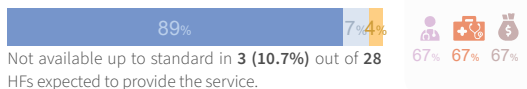
#### Primary cancer screening



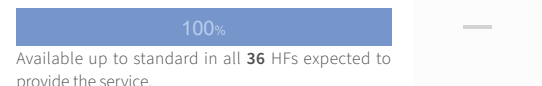
#### Availability of Mammography



#### Availability of Hysteroscopy



#### Availability of Esophagogastro-duodenoscopy



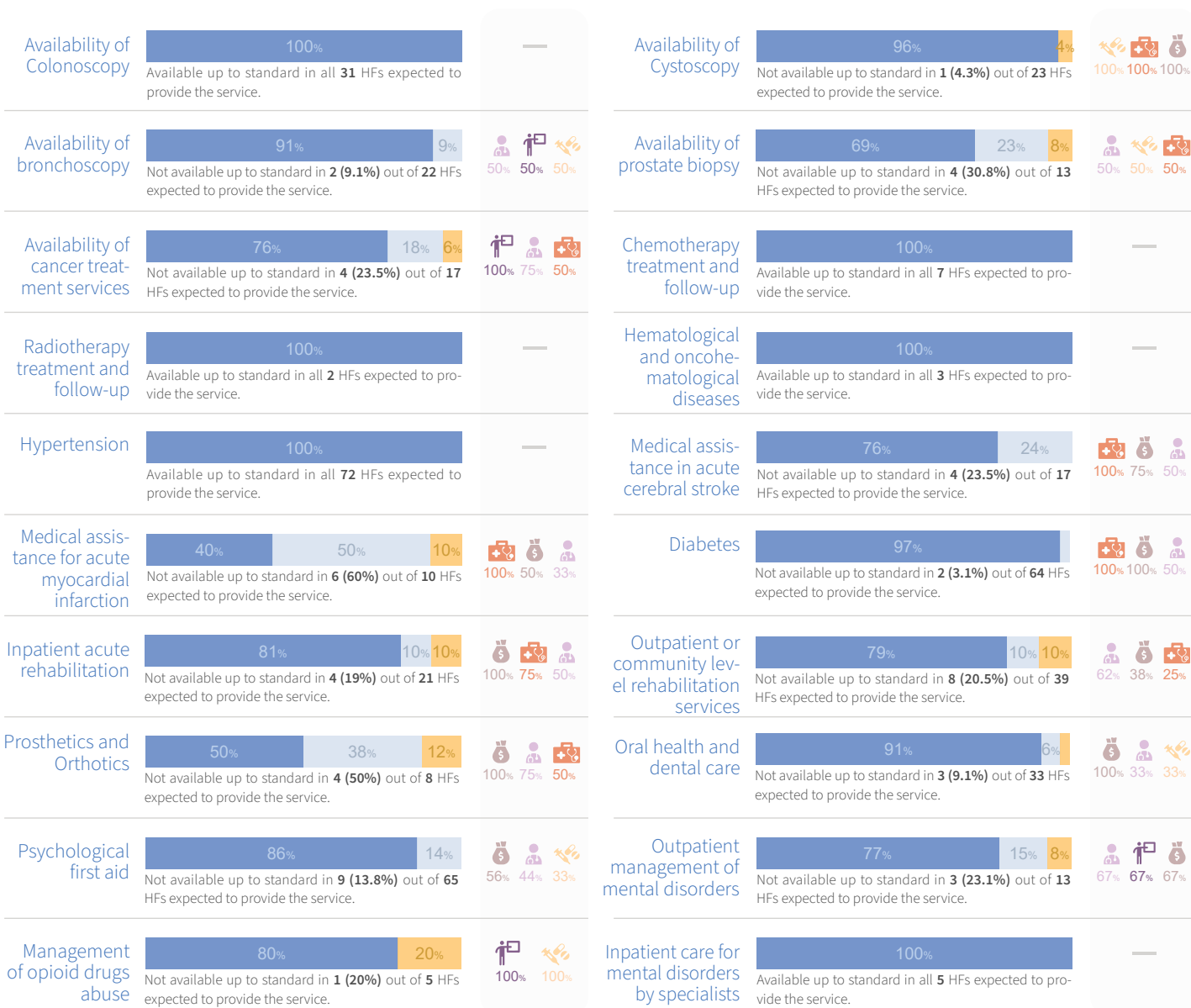
### Availability status

Available Partially available Not available

### Barriers for partial availability or non-availability.

Lack of staff Lack of supplies Lack of financial resources  
Lack of training Lack of equipment

## Noncommunicable diseases and mental health (cont.)



This analysis was produced based on the information reported into HeRAMS up to 27 August 2025 and while the deployment of HeRAMS, including data verification and validation, continue. Hence, this analysis is not final and is produced solely for the purposes of informing operations.

The designations employed and the presentation of the material in this report do not imply the expression of any opinion whatsoever on the part of WHO concerning the legal status of any country, territory, city, or area or of its authorities, or concerning the delimitation of its frontiers or boundaries. Dotted lines on maps represent approximate border lines for which there may not yet be full agreement.

### Notes:

1. Causes of non-functionality, basic amenity types, and barriers impeding service availability, were limited to the top three most frequently reported responses.
2. The analysis of barriers impeding service availability was limited to HFs where the health service is not available up to standard.
3. The analysis of individual services was limited to HFs expected to provide the specific service.



Data source: HeRAMS Ukraine  
Data accessed on: 27 August 2025  
Date report created: 30 October 2025  
Contact: [herams@who.int](mailto:herams@who.int)

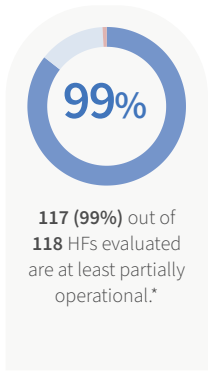




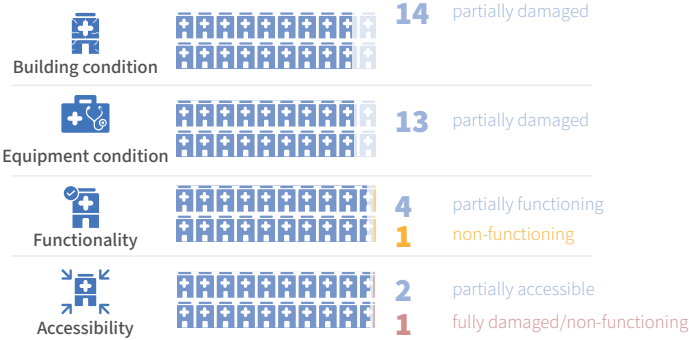
# HeRAMS Ukraine | Kyivska

## SNAPSHOT AUGUST 2025

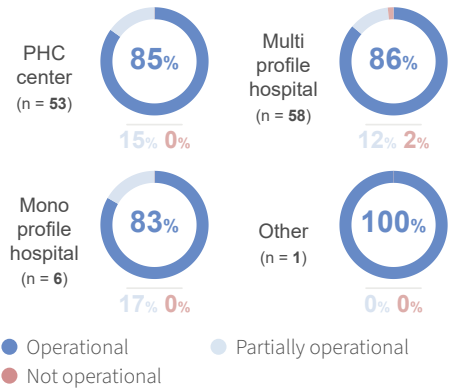
### OPERATIONAL STATUS



Out of 118 HF's\* evaluated.



### HF by type



### MAIN CAUSES OF...

#### Building damage

The 3 primary causes of building damage reported by 14 partially damaged HF's.



#### Equipment damage

The 3 primary causes of equipment damage reported by 13 partially damaged HF's.



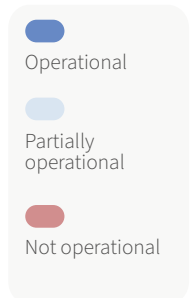
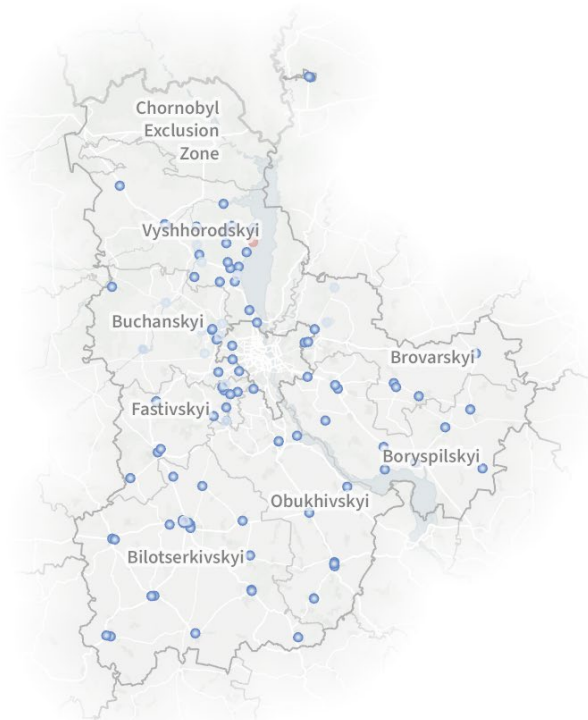
#### Functionality constraints

The 3 primary causes of functionality constraints reported by 4 partially functioning and 1 non-functioning HF's.



#### Accessibility constraints

The 2 primary causes of accessibility constraints reported by 2 partially accessible HF's.



\* The term health facility is an all-encompassing designation that includes all modalities of service delivery. Beyond traditional health facilities, this may include temporary structures or mobile clinics.  
 \*\* HF's reported as destroyed, non-functioning, or inaccessible are deemed unable to provide any health services, hence categorized as non-operational. Consequently, reporting ends upon confirmation of a HF's non-operational status.  
 \*\*\* 47% of HF's have not reported since May 2025, thus data should be interpreted with care.



Out of 117 HF partially and fully operational HF.



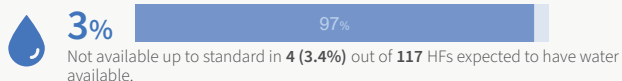
## BASIC AMENITIES\*

Out of 117 HF partially and fully operational HF.

Available Partially available Not available

### WASH

#### Water

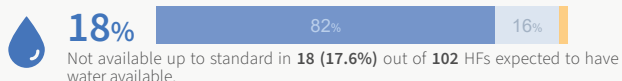


#### Main water sources

Out of 117 HF where water is at least partially available.



#### Water storage



#### Sanitation facilities



Out of 117 HF where sanitation facilities is at least partially available.

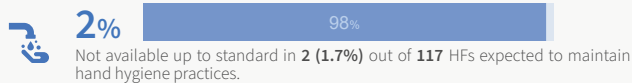
#### Sanitation facilities types\*



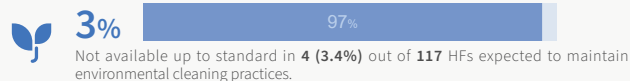
#### Sanitation facilities accessibility\*



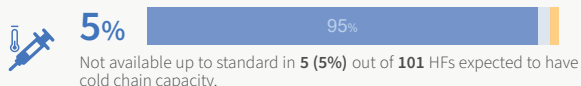
#### Hand-hygiene facilities



#### Cleaning equipment



### Cold chain



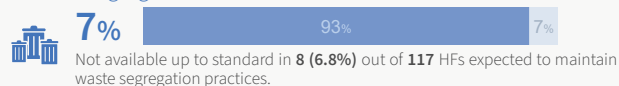
#### Cold chain sources

Out of 99 HF where cold chain is at least partially available.

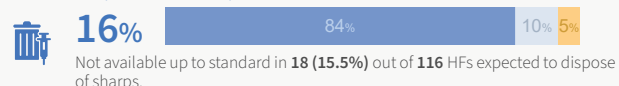


### Waste management

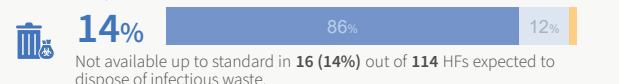
#### Waste segregation



#### Final disposal of sharps

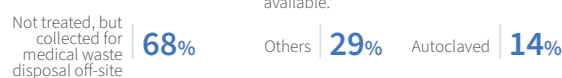


#### Final disposal of infectious waste

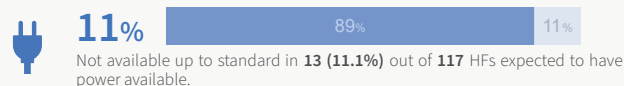


#### Waste disposal methods

Out of 112 HF where final disposal of sharps or infectious waste are at least partially available.



### Power

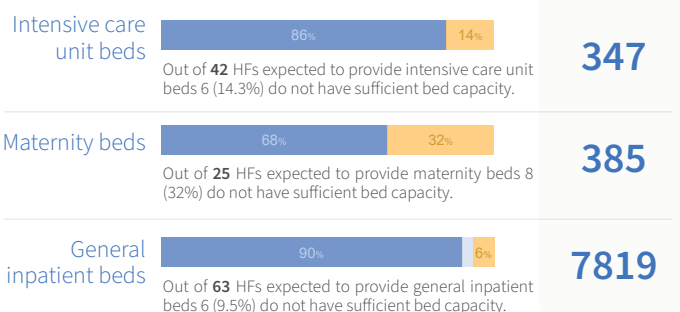


#### Power sources

Out of 117 HF where power is at least partially available.



### Inpatient bed capacity\*



#### Main barriers\*

Out of 10 HF where inpatient bed capacity is not available up to standards.



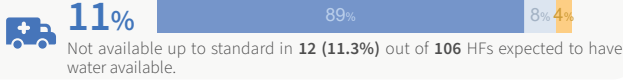
\*Out of 117 HF, HF reported as destroyed, non-functioning, or inaccessible are considered unable to provide health services in their current state and are therefore excluded from this section.

# BASIC AMENITIES\*

Out of 117 HFIs partially and fully operational HFIs.

● Available ● Partially available ● Not available

## Transportation of patients




### Transportation types

Out of 102 HFIs where transportation of patients is at least partially available.



## Heating

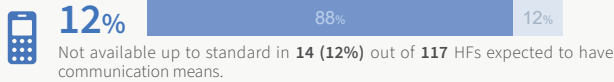


### Heating sources

Out of 117 HFIs where heating is at least partially available.



## Communications Equipment Sufficiency

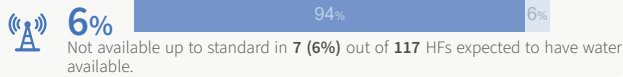


### Communication equipment types

Out of 117 HFIs where communication is at least partially available.



## Connectivity



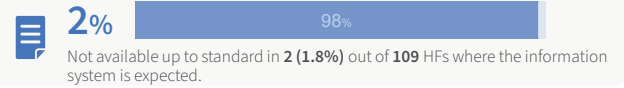
### Connectivity types

Out of 117 HFIs where connectivity is at least partially available.

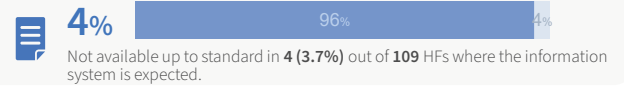


## Health information management systems

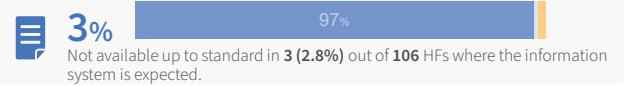
### eHealth



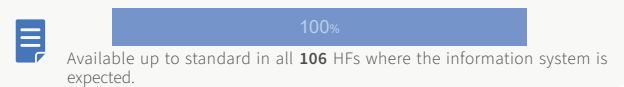
### Data entrance into the eHealth



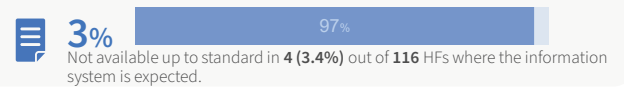
### Epidemiological Reports



### Activity Reports



### eHealth trainings to health staff

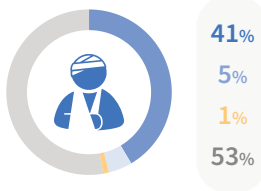


# ESSENTIAL HEALTH SERVICES\*

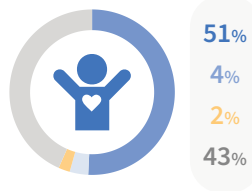
## Service domain overview

● Available ● Partially available ● Not available ● Not normally provided

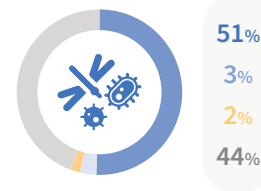
### General clinical and trauma care



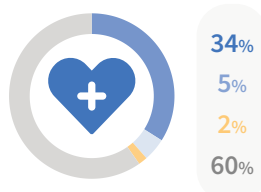
### Child health and nutrition



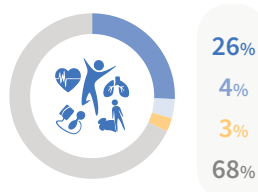
### Communicable diseases



### Sexual and reproductive health



### NCD and mental health



\*Out of 117 HFIs. HFIs reported as destroyed, non-functioning, or inaccessible are considered unable to provide health services in their current state and are therefore excluded from this section.



## Availability status

Available Partially available Not available

## Barriers for partial availability or non-availability.

Lack of staff Lack of supplies Lack of financial resources  
Lack of training Lack of equipment

# General clinical and emergency care



\* Out of 117 HFs. HFs reported as destroyed, non-functioning, or inaccessible are considered unable to provide health services in their current state and are therefore excluded from this section.



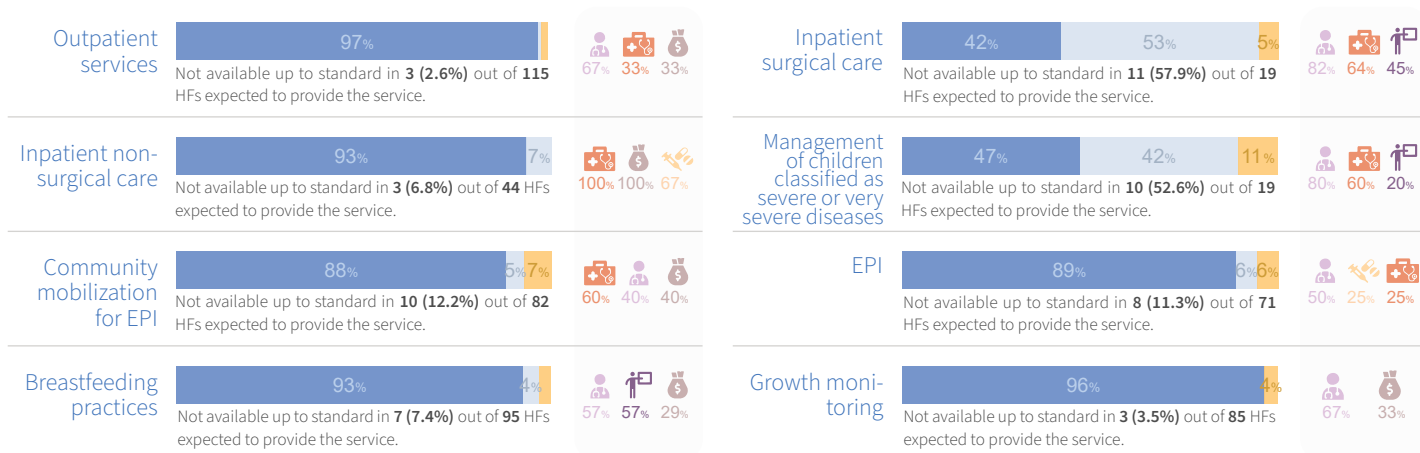
### Availability status

Available Partially available Not available

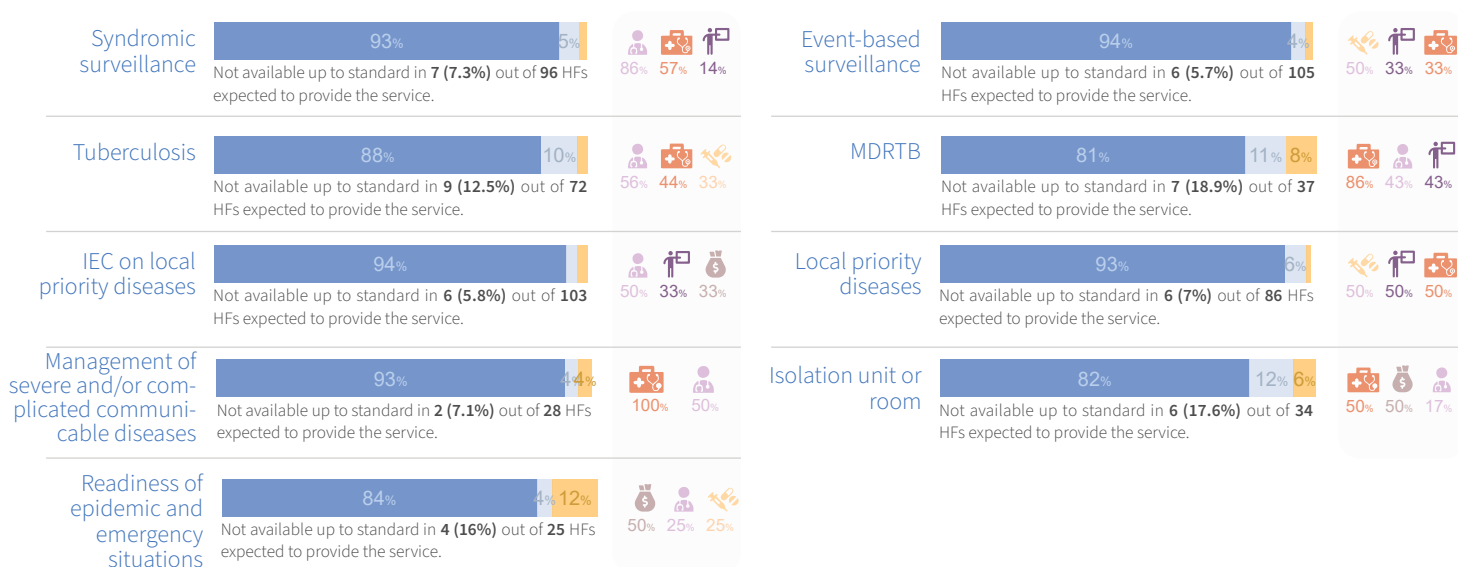
### Barriers for partial availability or non-availability.

Lack of staff Lack of supplies Lack of financial resources  
Lack of training Lack of equipment

## Child health and nutrition

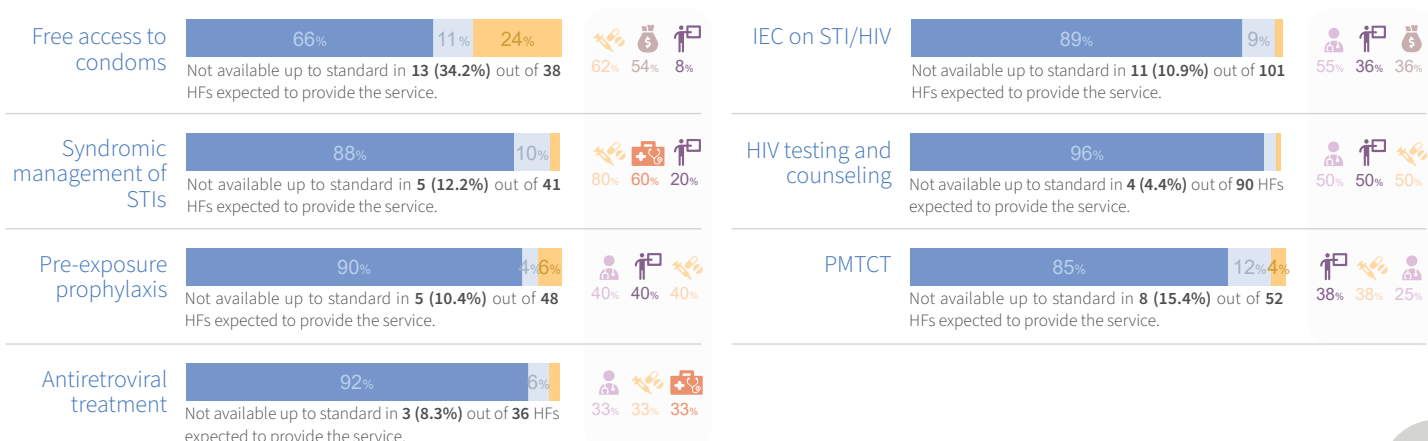


## Communicable diseases



## Sexual and reproductive health

### STI and HIV/AIDS



### Availability status

Available Partially available Not available

### Barriers for partial availability or non-availability.

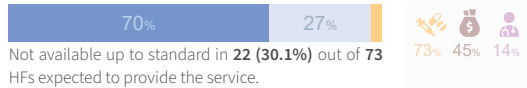
Lack of staff Lack of supplies Lack of financial resources  
Lack of training Lack of equipment

## Sexual and reproductive health (cont.)



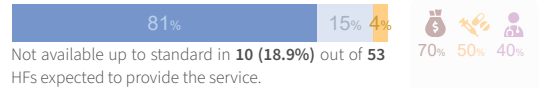
### Maternal and newborn health

#### Family planning



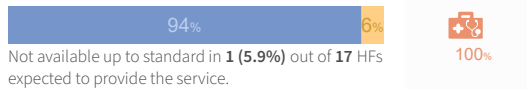
73% 45% 14%

#### Antenatal care



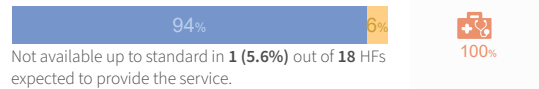
70% 50% 40%

#### Skilled care during childbirth



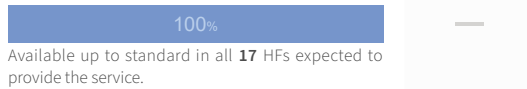
100%

#### Basic Emergency Obstetric Care



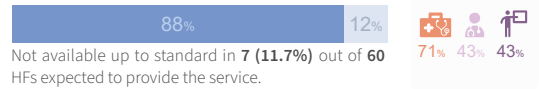
100%

#### Comprehensive Emergency Obstetric Care



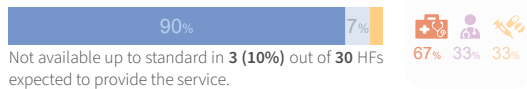
—

#### Postpartum care



71% 43% 43%

#### Comprehensive abortion care

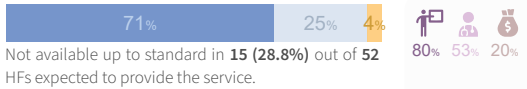


67% 33% 33%



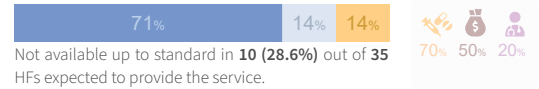
### Sexual violence

#### Clinical management of rape survivors



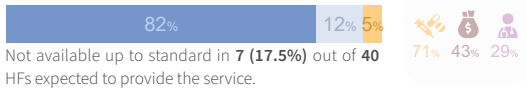
80% 53% 20%

#### Emergency contraception



70% 50% 20%

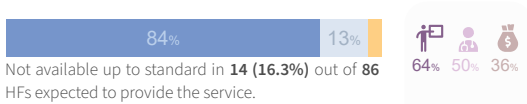
#### Post-exposure prophylaxis



71% 43% 29%

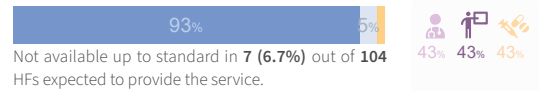
## Noncommunicable diseases and mental health

#### Promote self-care



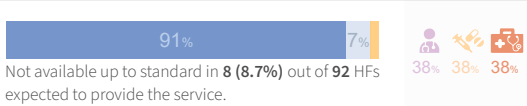
64% 50% 36%

#### NCD Clinic



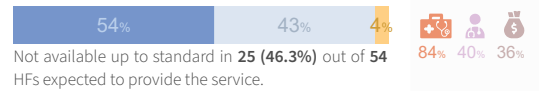
43% 43% 43%

#### Asthma and Chronic Obstructive Pulmonary Disease



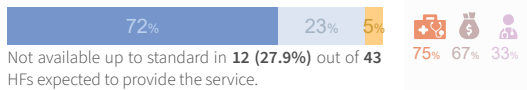
38% 38% 38%

#### Availability of cancer diagnostics services



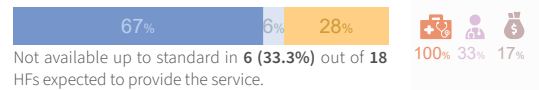
84% 40% 36%

#### Primary cancer screening



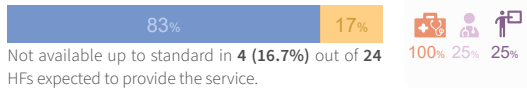
75% 67% 33%

#### Availability of Mammography



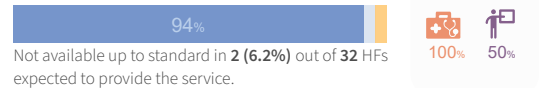
100% 33% 17%

#### Availability of Hysteroscopy



100% 25% 25%

#### Availability of Esophagogastroduodenoscopy



100% 50%



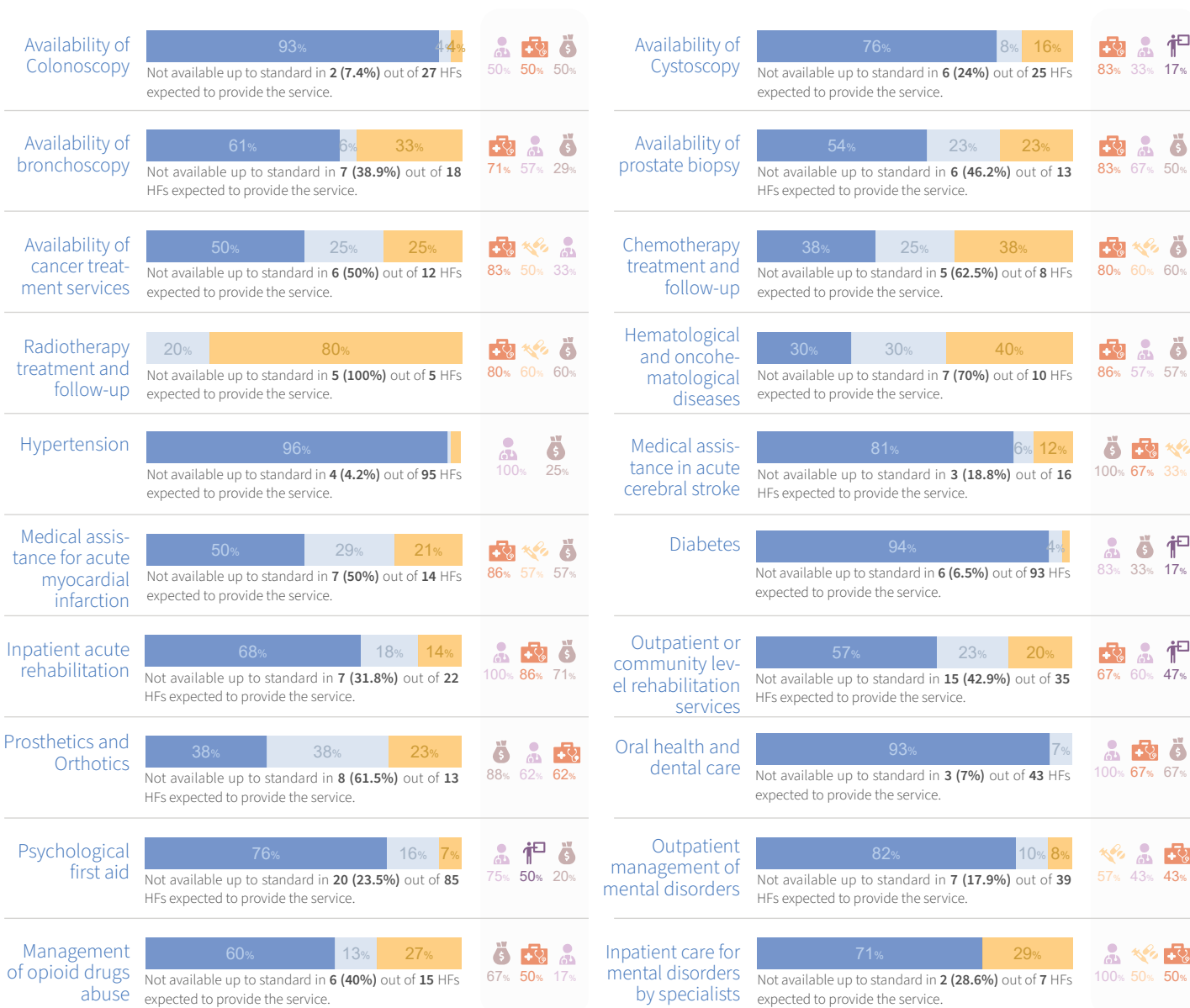
## Availability status

Available Partially available Not available

## Barriers for partial availability or non-availability.

Lack of staff Lack of supplies Lack of financial resources  
Lack of training Lack of equipment

# Noncommunicable diseases and mental health (cont.)



This analysis was produced based on the information reported into HeRAMS up to 27 August 2025 and while the deployment of HeRAMS, including data verification and validation, continue. Hence, this analysis is not final and is produced solely for the purposes of informing operations.

The designations employed and the presentation of the material in this report do not imply the expression of any opinion whatsoever on the part of WHO concerning the legal status of any country, territory, city, or area or of its authorities, or concerning the delimitation of its frontiers or boundaries. Dotted lines on maps represent approximate border lines for which there may not yet be full agreement.

### Notes:

- Causes of non-functionality, basic amenity types, and barriers impeding service availability, were limited to the top three most frequently reported responses.
- The analysis of barriers impeding service availability was limited to HF where the health service is not available up to standard.
- The analysis of individual services was limited to HF expected to provide the specific service.



Data source: HeRAMS Ukraine  
Data accessed on: 27 August 2025  
Date report created: 30 October 2025  
Contact: [herams@who.int](mailto:herams@who.int)

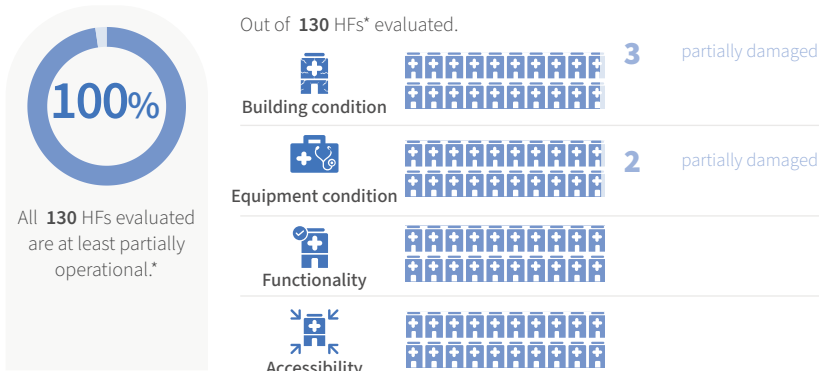




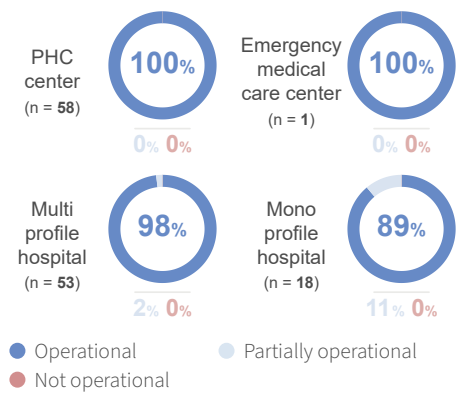
# HeRAMS Ukraine | Lvivska

## SNAPSHOT AUGUST 2025

### OPERATIONAL STATUS



### HF by type



### MAIN CAUSES OF...

#### Building damage

The 3 primary causes of building damage reported by 3 partially damaged HF<sup>s</sup>.



#### Equipment damage

The 2 primary causes of equipment damage reported by 2 partially damaged HF<sup>s</sup>.


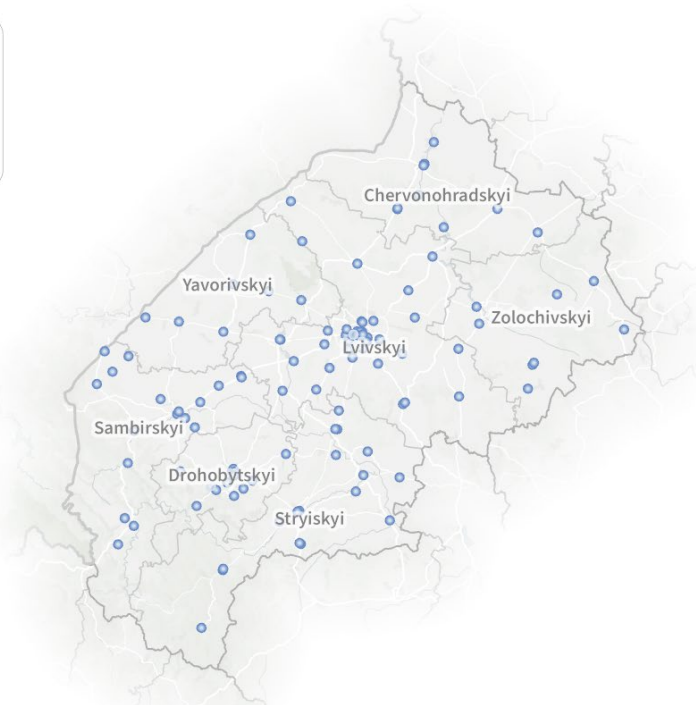


#### Functionality constraints

No functionality constraints reported.

#### Accessibility constraints

No accessibility constraints reported.



\* The term health facility is an all-encompassing designation that includes all modalities of service delivery. Beyond traditional health facilities, this may include temporary structures or mobile clinics.

\*\* HF<sup>s</sup> reported as destroyed, non-functioning, or inaccessible are deemed unable to provide any health services, hence categorized as non-operational. Consequently, reporting ends upon confirmation of a HF's non-operational status.



Out of 130 HFIs partially and fully operational HFIs.



Partner support types

Out of 35 HFIs receiving major or partial support from partners.



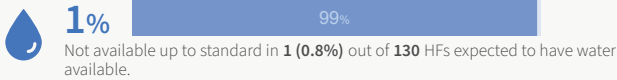
BASIC AMENITIES\*

Out of 130 HFIs partially and fully operational HFIs.

Available Partially available Not available

WASH

Water

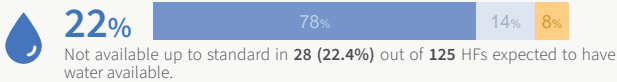


Main water sources

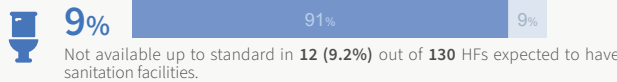
Out of 130 HFIs where water is at least partially available.



Water storage



Sanitation facilities



Out of 130 HFIs where sanitation facilities is at least partially available.

Sanitation facilities types\*



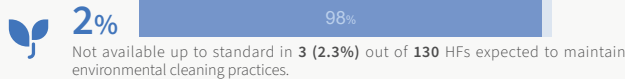
Sanitation facilities accessibility\*



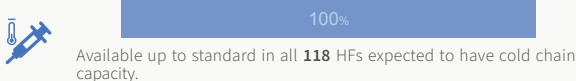
Hand-hygiene facilities



Cleaning equipment



Cold chain



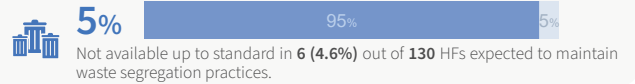
Cold chain sources

Out of 118 HFIs where cold chain is at least partially available.

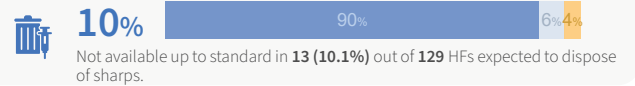


Waste management

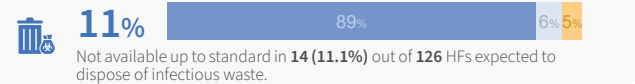
Waste segregation



Final disposal of sharps



Final disposal of infectious waste

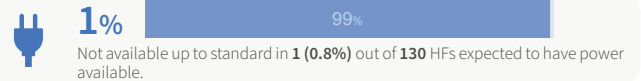


Waste disposal methods

Out of 120 HFIs where final disposal of sharps or infectious waste are at least partially available.

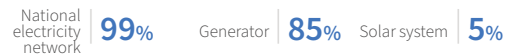


Power

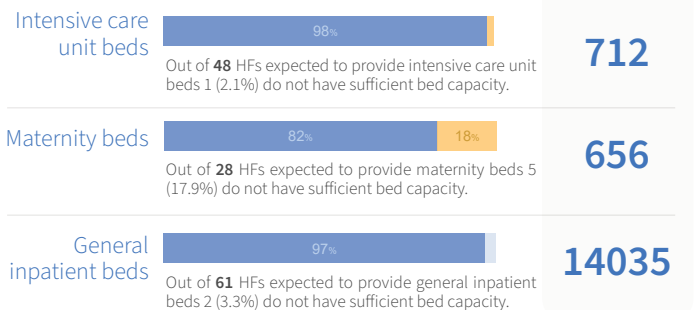


Power sources

Out of 130 HFIs where power is at least partially available.



Inpatient bed capacity\*



Main barriers\*

Out of 7 HFIs where inpatient bed capacity is not available up to standards.




\*Out of 130 HFIs, HFIs reported as destroyed, non-functioning, or inaccessible are considered unable to provide health services in their current state and are therefore excluded from this section.

# BASIC AMENITIES\*

Out of 130 HFIs partially and fully operational HFIs.

● Available ● Partially available ● Not available

## Transportation of patients



### Transportation types

Out of 126 HFIs where transportation of patients is at least partially available.



## Heating

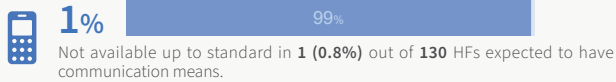


### Heating sources

Out of 130 HFIs where heating is at least partially available.



## Communications Equipment Sufficiency



### Communication equipment types

Out of 130 HFIs where communication is at least partially available.



## Connectivity



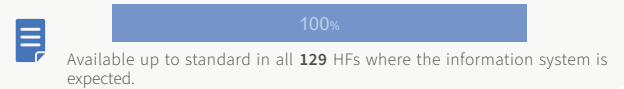
### Connectivity types

Out of 130 HFIs where connectivity is at least partially available.

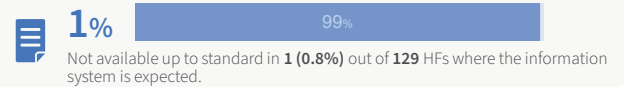


## Health information management systems

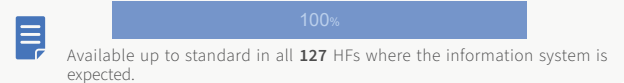
### eHealth



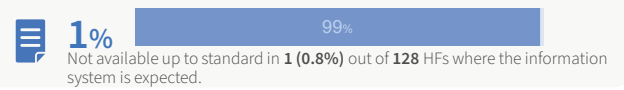
### Data entrance into the eHealth



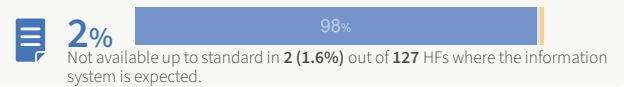
### Epidemiological Reports



### Activity Reports



### eHealth trainings to health staff

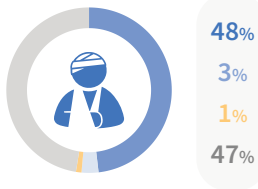


# ESSENTIAL HEALTH SERVICES\*

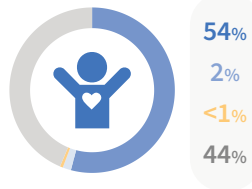
## Service domain overview

● Available ● Partially available ● Not available ● Not normally provided

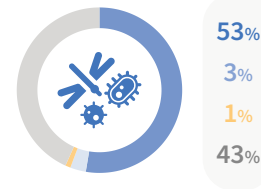
### General clinical and trauma care



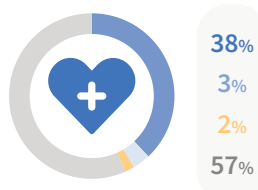
### Child health and nutrition



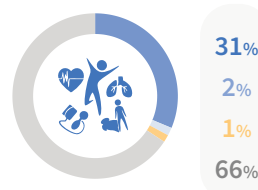
### Communicable diseases



### Sexual and reproductive health



### NCD and mental health



\*Out of 130 HFIs. HFIs reported as destroyed, non-functioning, or inaccessible are considered unable to provide health services in their current state and are therefore excluded from this section.



### Availability status

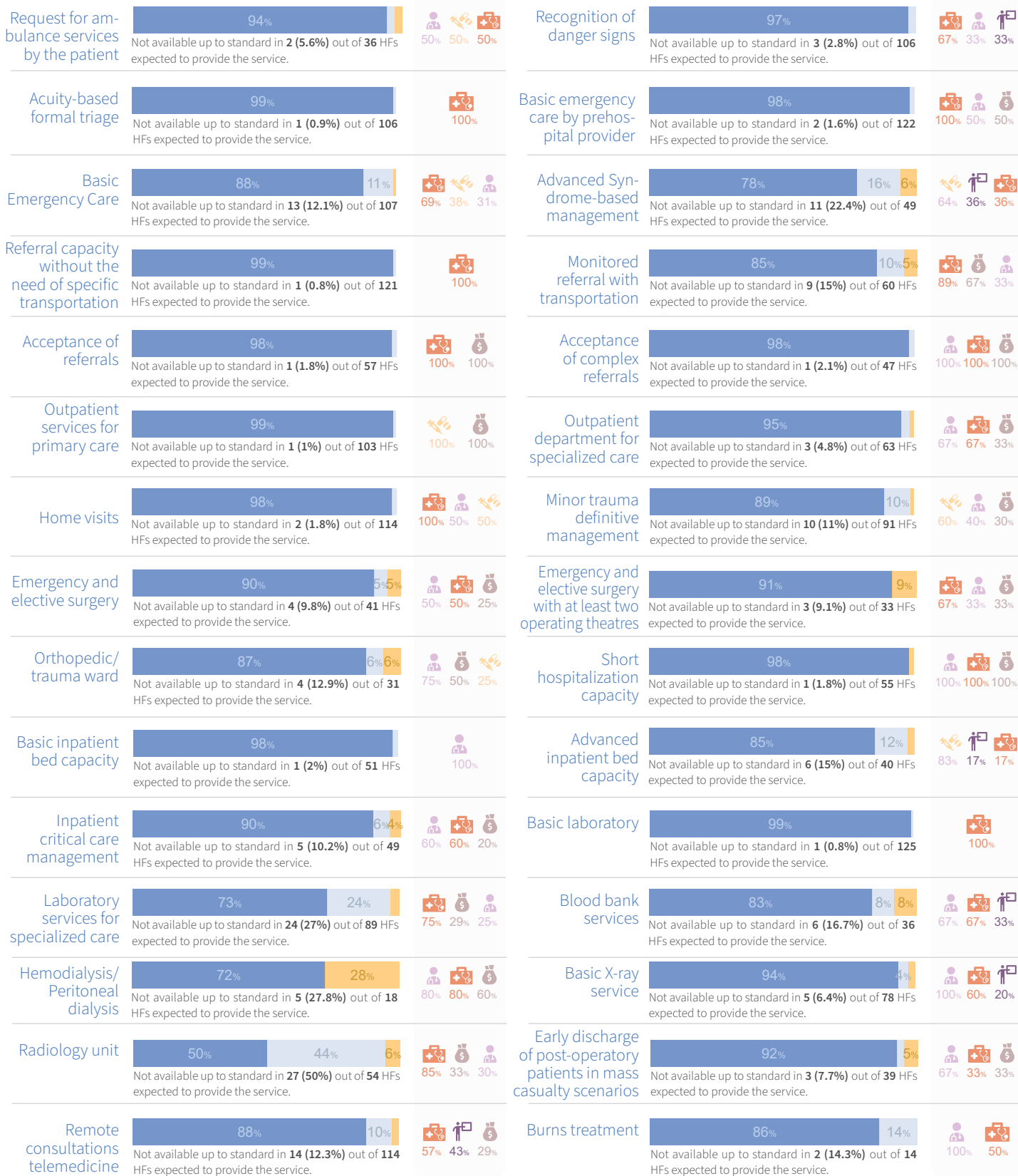
Available Partially available Not available

### Barriers for partial availability or non-availability.

Lack of staff Lack of supplies Lack of financial resources  
Lack of training Lack of equipment



## General clinical and emergency care



\* Out of 130 HFs. HFs reported as destroyed, non-functioning, or inaccessible are considered unable to provide health services in their current state and are therefore excluded from this section.



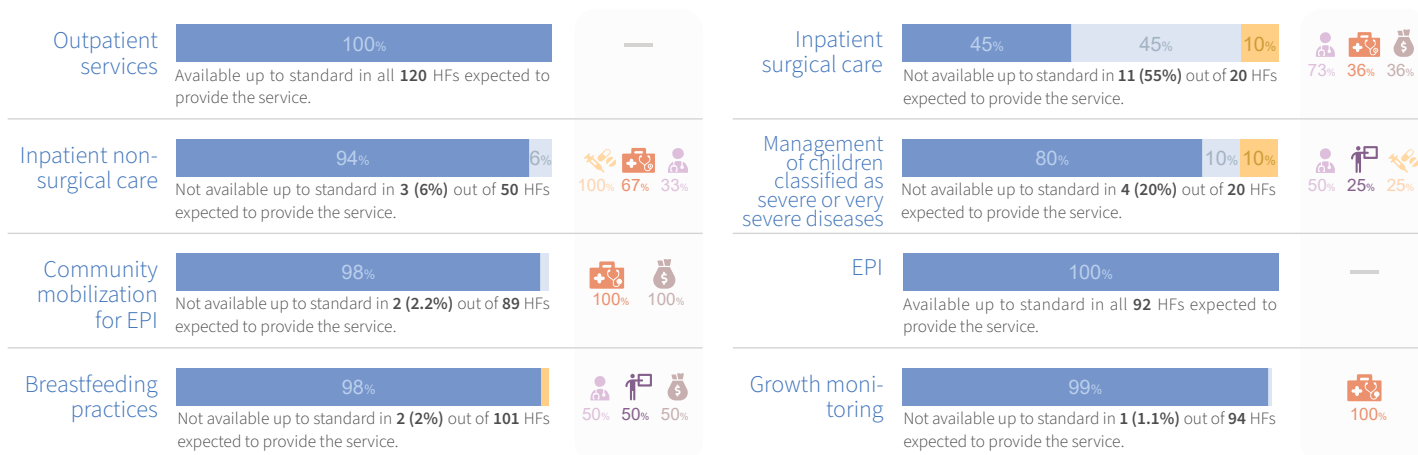
### Availability status

Available Partially available Not available

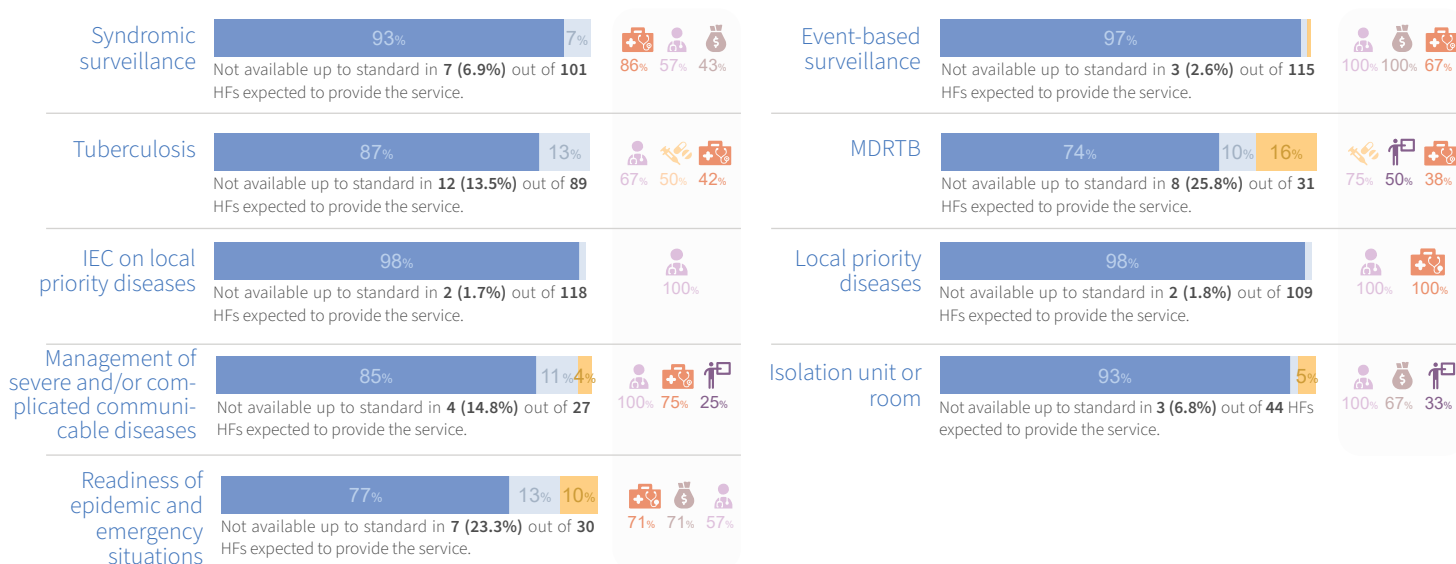
### Barriers for partial availability or non-availability.

Lack of staff Lack of supplies Lack of financial resources  
Lack of training Lack of equipment

## Child health and nutrition



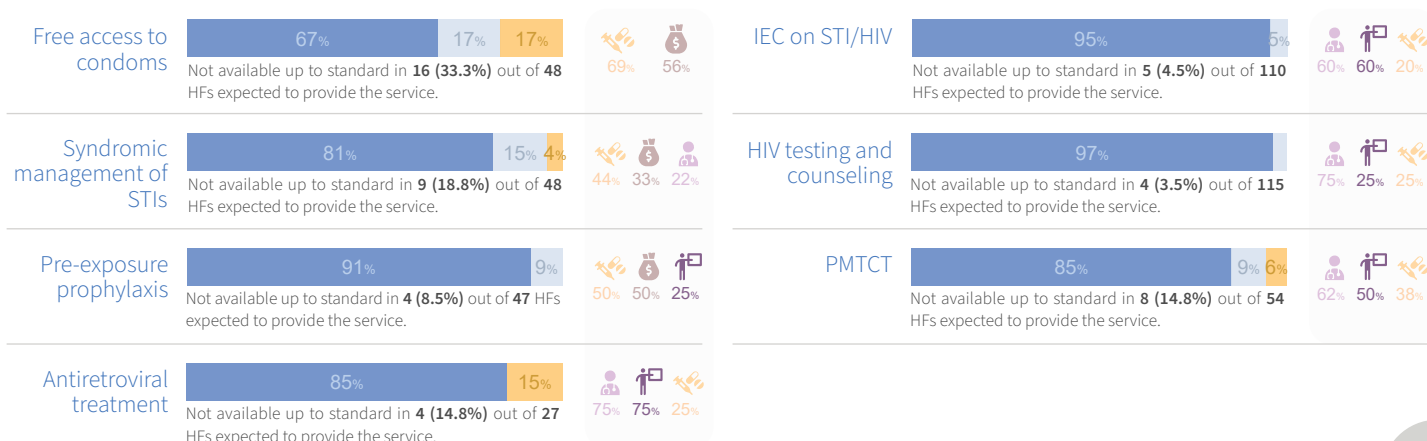
## Communicable diseases



## Sexual and reproductive health



### STI and HIV/AIDS



### Availability status

Available Partially available Not available

### Barriers for partial availability or non-availability.

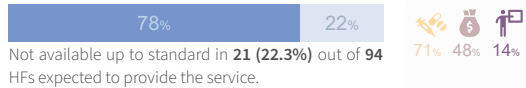
Lack of staff Lack of supplies Lack of financial resources  
Lack of training Lack of equipment

## Sexual and reproductive health (cont.)



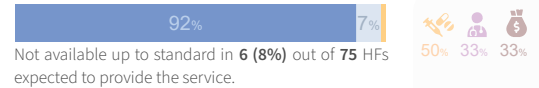
### Maternal and newborn health

#### Family planning



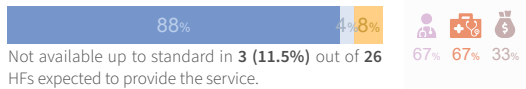
71% 48% 14%

#### Antenatal care



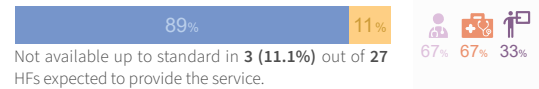
50% 33% 33%

#### Skilled care during childbirth



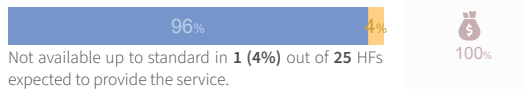
67% 67% 33%

#### Basic Emergency Obstetric Care



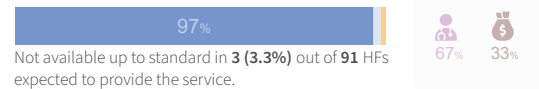
67% 67% 33%

#### Comprehensive Emergency Obstetric Care



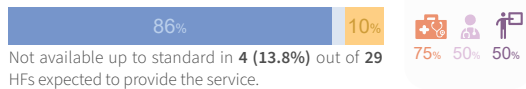
100%

#### Postpartum care



67% 33%

#### Comprehensive abortion care

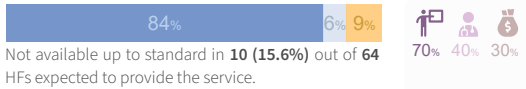


75% 50% 50%



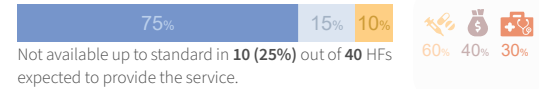
### Sexual violence

#### Clinical management of rape survivors



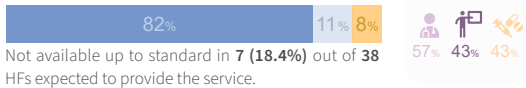
70% 40% 30%

#### Emergency contraception



60% 40% 30%

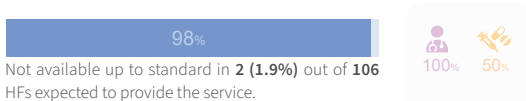
#### Post-exposure prophylaxis



57% 43% 43%

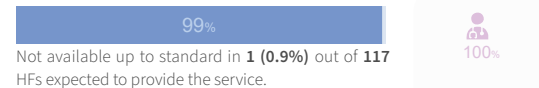
## Noncommunicable diseases and mental health

#### Promote self-care



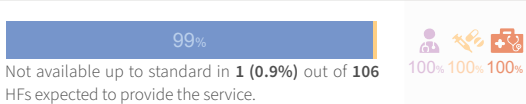
100% 50%

#### NCD Clinic



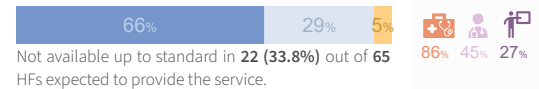
100%

#### Asthma and Chronic Obstructive Pulmonary Disease



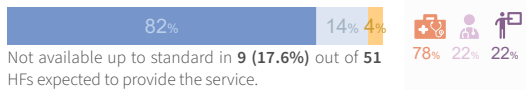
100% 100% 100%

#### Availability of cancer diagnostics services



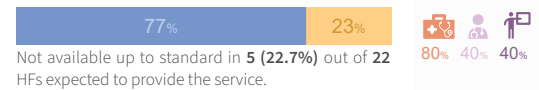
86% 45% 27%

#### Primary cancer screening



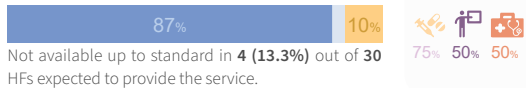
78% 22% 22%

#### Availability of Mammography



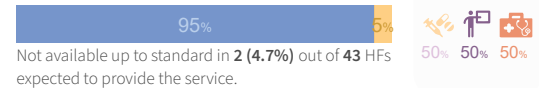
80% 40% 40%

#### Availability of Hysteroscopy



75% 50% 50%

#### Availability of Esophagogastroduodenoscopy



50% 50% 50%



## Availability status

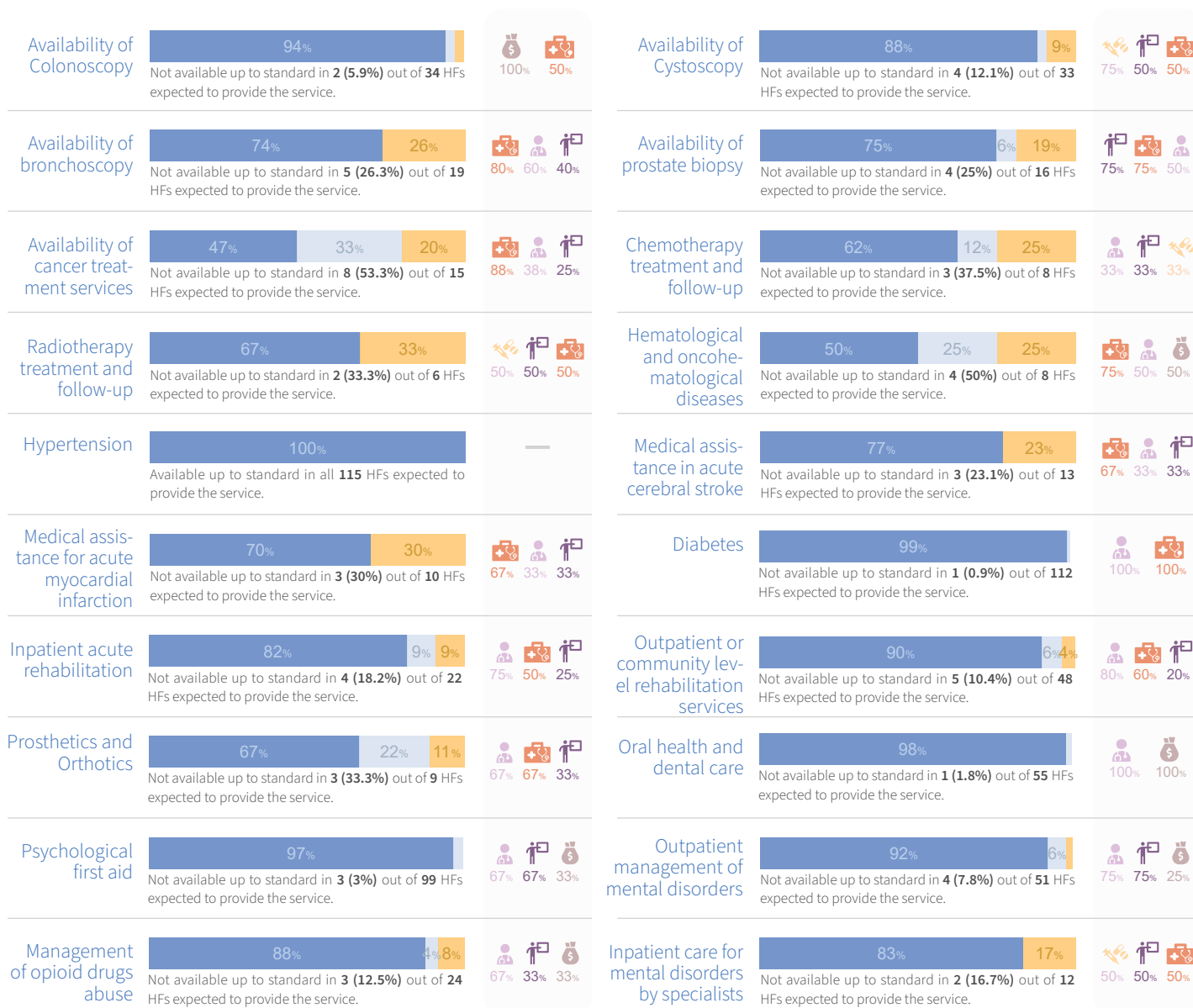
Available Partially available Not available

## Barriers for partial availability or non-availability.

Lack of staff Lack of supplies Lack of financial resources  
Lack of training Lack of equipment



## Noncommunicable diseases and mental health (cont.)



This analysis was produced based on the information reported into HeRAMS up to 27 August 2025 and while the deployment of HeRAMS, including data verification and validation, continue. Hence, this analysis is not final and is produced solely for the purposes of informing operations.

The designations employed and the presentation of the material in this report do not imply the expression of any opinion whatsoever on the part of WHO concerning the legal status of any country, territory, city, or area or of its authorities, or concerning the delimitation of its frontiers or boundaries. Dotted lines on maps represent approximate border lines for which there may not yet be full agreement.

### Notes:

- Causes of non-functionality, basic amenity types, and barriers impeding service availability, were limited to the top three most frequently reported responses.
- The analysis of barriers impeding service availability was limited to HF where the health service is not available up to standard.
- The analysis of individual services was limited to HF expected to provide the specific service.



Data source: HeRAMS Ukraine  
Data accessed on: 27 August 2025  
Date report created: 30 October 2025  
Contact: [herams@who.int](mailto:herams@who.int)






# HeRAMS Ukraine | Mykolaivska

## SNAPSHOT AUGUST 2025

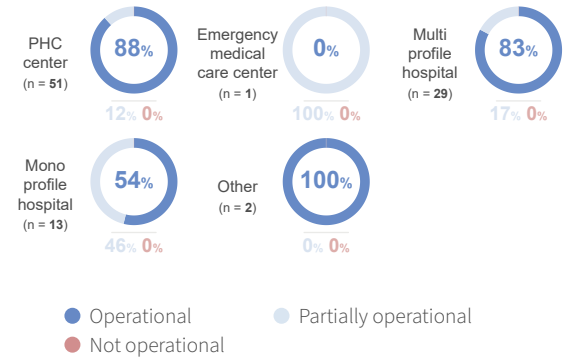
### OPERATIONAL STATUS



Out of 96 HFs\* evaluated.



### HF by type



### MAIN CAUSES OF...

#### Building damage

The 2 primary causes of building damage reported by 14 partially damaged HFs.



#### Equipment damage

The primary cause of equipment damage reported by 9 partially damaged HFs.




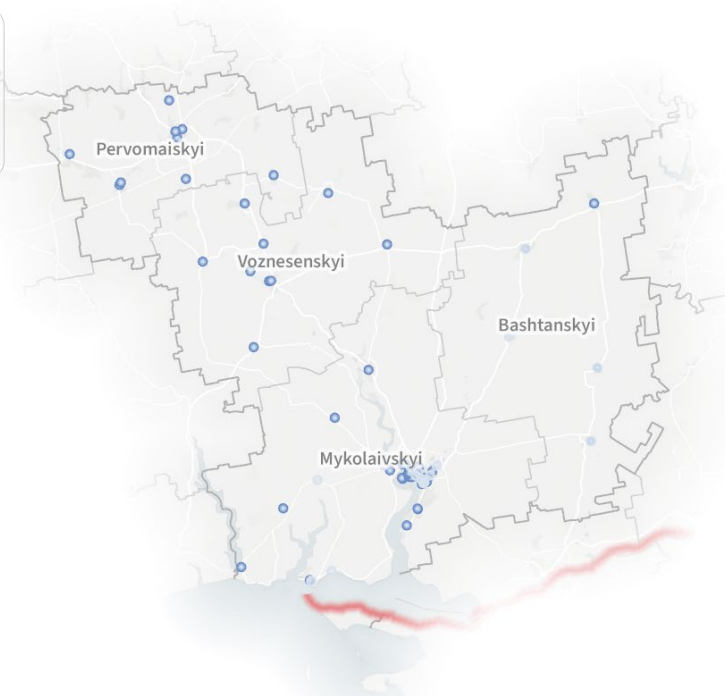
#### Functionality constraints

The primary cause of functionality constraints reported by 1 partially functioning HF.



#### Accessibility constraints

The 3 primary causes of accessibility constraints reported by 5 partially accessible HFs.

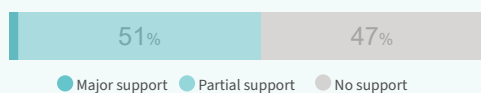


\* The term health facility is an all-encompassing designation that includes all modalities of service delivery. Beyond traditional health facilities, this may include temporary structures or mobile clinics.

\*\* HFs reported as destroyed, non-functioning, or inaccessible are deemed unable to provide any health services, hence categorized as non-operational. Consequently, reporting ends upon confirmation of a HF's non-operational status.



Out of 96 HF partially and fully operational HF.



Partner support types

Out of 51 HF receiving major or partial support from partners.



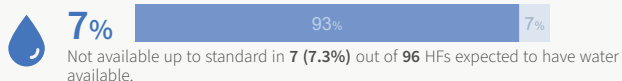
BASIC AMENITIES\*

Out of 96 HF partially and fully operational HF.

Available Partially available Not available

WASH

Water

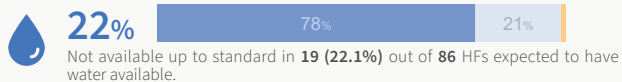


Main water sources

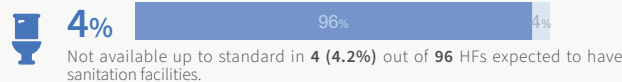
Out of 96 HF where water is at least partially available.



Water storage



Sanitation facilities



Out of 96 HF where sanitation facilities is at least partially available.

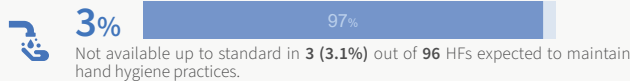
Sanitation facilities types\*



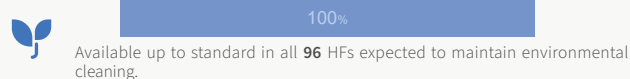
Sanitation facilities accessibility\*



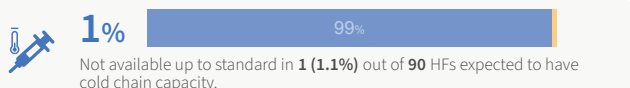
Hand-hygiene facilities



Cleaning equipment



Cold chain



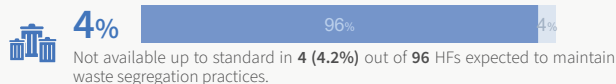
Cold chain sources

Out of 89 HF where cold chain is at least partially available.

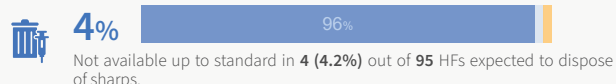


Waste management

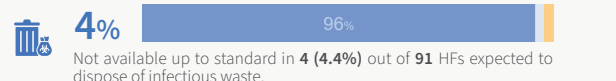
Waste segregation



Final disposal of sharps

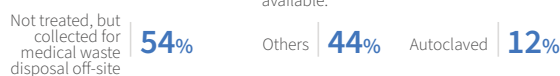


Final disposal of infectious waste

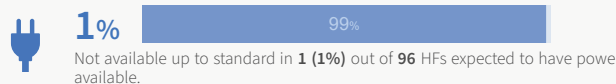


Waste disposal methods

Out of 89 HF where final disposal of sharps or infectious waste are at least partially available.



Power



Power sources

Out of 96 HF where power is at least partially available.



Inpatient bed capacity\*

Category	Percentage	Number of available beds
Intensive care unit beds	100%	211
Maternity beds	100%	287
General inpatient beds	100%	5352

Main barriers\*

No barriers reported

\*Out of 96 HF. HF reported as destroyed, non-functioning, or inaccessible are considered unable to provide health services in their current state and are therefore excluded from this section.



# BASIC AMENITIES\*

Out of 96 HFIs partially and fully operational HFIs.

● Available ● Partially available ● Not available

## Transportation of patients



1%



Not available up to standard in 1 (1%) out of 96 HFIs expected to have water available.

### Transportation types

Out of 96 HFIs where transportation of patients is at least partially available.

Car 85% Ambulance 46% Truck 3%

## Heating



100%



Available up to standard in all 96 HFIs expected to have water supply.

### Heating sources

Out of 96 HFIs where heating is at least partially available.

Autonomous heating with boiler room 56% Public centralized heating 48% Autonomous electric heating 21%

## Communications Equipment Sufficiency



1%



Not available up to standard in 1 (1%) out of 96 HFIs expected to have communication means.

### Communication equipment types

Out of 96 HFIs where communication is at least partially available.

Internet/mobile data 96% Computer 91% Mobile phone 66%

## Connectivity



100%



Available up to standard in all 96 HFIs expected to have water supply.

### Connectivity types

Out of 96 HFIs where connectivity is at least partially available.

Landline 97% Mobile data 53% Satellite 23%

## Health information management systems

### eHealth



2%



Not available up to standard in 2 (2.1%) out of 96 HFIs where the information system is expected.

### Data entrance into the eHealth



5%



Not available up to standard in 5 (5.2%) out of 96 HFIs where the information system is expected.

### Epidemiological Reports



1%



Not available up to standard in 1 (1.1%) out of 94 HFIs where the information system is expected.

### Activity Reports



1%



Not available up to standard in 1 (1.1%) out of 95 HFIs where the information system is expected.

### eHealth trainings to health staff



100%



Available up to standard in all 82 HFIs where the information system is expected.

# ESSENTIAL HEALTH SERVICES\*

## Service domain overview

● Available ● Partially available ● Not available ● Not normally provided

### General clinical and trauma care



44%  
2%  
%  
55%

### Child health and nutrition



49%  
<1%  
<1%  
50%

### Communicable diseases



52%  
<1%  
<1%  
47%

### Sexual and reproductive health



41%  
3%  
%  
56%

### NCD and mental health



27%  
2%  
<1%  
70%

\*Out of 96 HFIs. HFIs reported as destroyed, non-functioning, or inaccessible are considered unable to provide health services in their current state and are therefore excluded from this section.



### Availability status

Available Partially available Not available

### Barriers for partial availability or non-availability.

Lack of staff Lack of supplies Lack of financial resources  
Lack of training Lack of equipment

## General clinical and emergency care

Request for ambulance services by the patient	100%	—	Available up to standard in all 7 HFIs expected to provide the service.
Acuity-based formal triage	100%	—	Available up to standard in all 83 HFIs expected to provide the service.
Basic Emergency Care	100%	—	Available up to standard in all 64 HFIs expected to provide the service.
Referral capacity without the need of specific transportation	100%	—	Available up to standard in all 87 HFIs expected to provide the service.
Acceptance of referrals	100%	—	Available up to standard in all 34 HFIs expected to provide the service.
Outpatient services for primary care	100%	—	Available up to standard in all 68 HFIs expected to provide the service.
Home visits	97%	100% 50%	Not available up to standard in 2 (2.7%) out of 75 HFIs expected to provide the service.
Emergency and elective surgery	96%	100%	Not available up to standard in 1 (3.7%) out of 27 HFIs expected to provide the service.
Orthopedic/trauma ward	85%	67% 33%	Not available up to standard in 3 (15%) out of 20 HFIs expected to provide the service.
Basic inpatient bed capacity	100%	—	Available up to standard in all 32 HFIs expected to provide the service.
Inpatient critical care management	100%	—	Available up to standard in all 31 HFIs expected to provide the service.
Laboratory services for specialized care	82%	56% 44% 33%	Not available up to standard in 9 (18%) out of 50 HFIs expected to provide the service.
Hemodialysis/Peritoneal dialysis	89%	100%	Not available up to standard in 1 (11.1%) out of 9 HFIs expected to provide the service.
Radiology unit	71%	70% 40% 40%	Not available up to standard in 10 (28.6%) out of 35 HFIs expected to provide the service.
Remote consultations telemedicine	89%	67% 50% 33%	Not available up to standard in 6 (10.9%) out of 55 HFIs expected to provide the service.
Recognition of danger signs	100%	—	Available up to standard in all 82 HFIs expected to provide the service.
Basic emergency care by pre-hospital provider	100%	—	Available up to standard in all 84 HFIs expected to provide the service.
Advanced Syndrome-based management	97%	100% 100%	Not available up to standard in 1 (3.3%) out of 30 HFIs expected to provide the service.
Monitored referral with transportation	100%	—	Available up to standard in all 35 HFIs expected to provide the service.
Acceptance of complex referrals	100%	—	Available up to standard in all 34 HFIs expected to provide the service.
Outpatient department for specialized care	89%	100% 20% 20%	Not available up to standard in 5 (10.6%) out of 47 HFIs expected to provide the service.
Minor trauma definitive management	86%	100% 33%	Not available up to standard in 6 (14%) out of 43 HFIs expected to provide the service.
Emergency and elective surgery with at least two operating theatres	96%	100%	Not available up to standard in 1 (4%) out of 25 HFIs expected to provide the service.
Short hospitalization capacity	100%	—	Available up to standard in all 34 HFIs expected to provide the service.
Advanced inpatient bed capacity	96%	100%	Not available up to standard in 1 (4.3%) out of 23 HFIs expected to provide the service.
Basic laboratory	100%	—	Available up to standard in all 90 HFIs expected to provide the service.
Blood bank services	95%	100% 100%	Not available up to standard in 1 (4.8%) out of 21 HFIs expected to provide the service.
Basic X-ray service	98%	100% 100%	Not available up to standard in 1 (1.8%) out of 56 HFIs expected to provide the service.
Early discharge of post-operative patients in mass casualty scenarios	100%	—	Available up to standard in all 25 HFIs expected to provide the service.
Burns treatment	50%	50% 100% 100%	Not available up to standard in 1 (50%) out of 2 HFIs expected to provide the service.

\* Out of 96 HFIs. HFIs reported as destroyed, non-functioning, or inaccessible are considered unable to provide health services in their current state and are therefore excluded from this section.

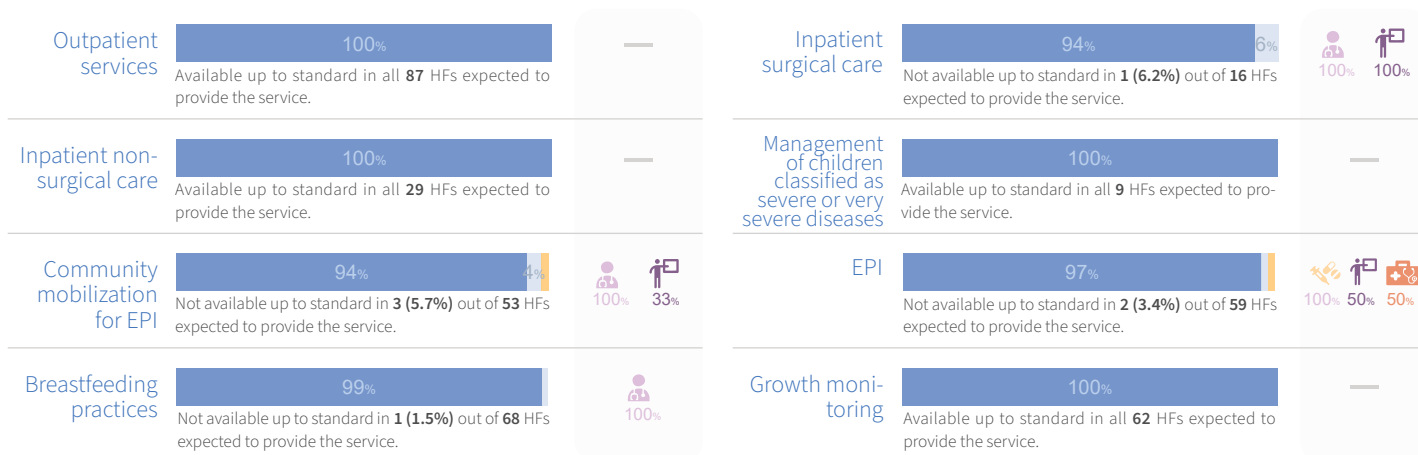
### Availability status

Available Partially available Not available

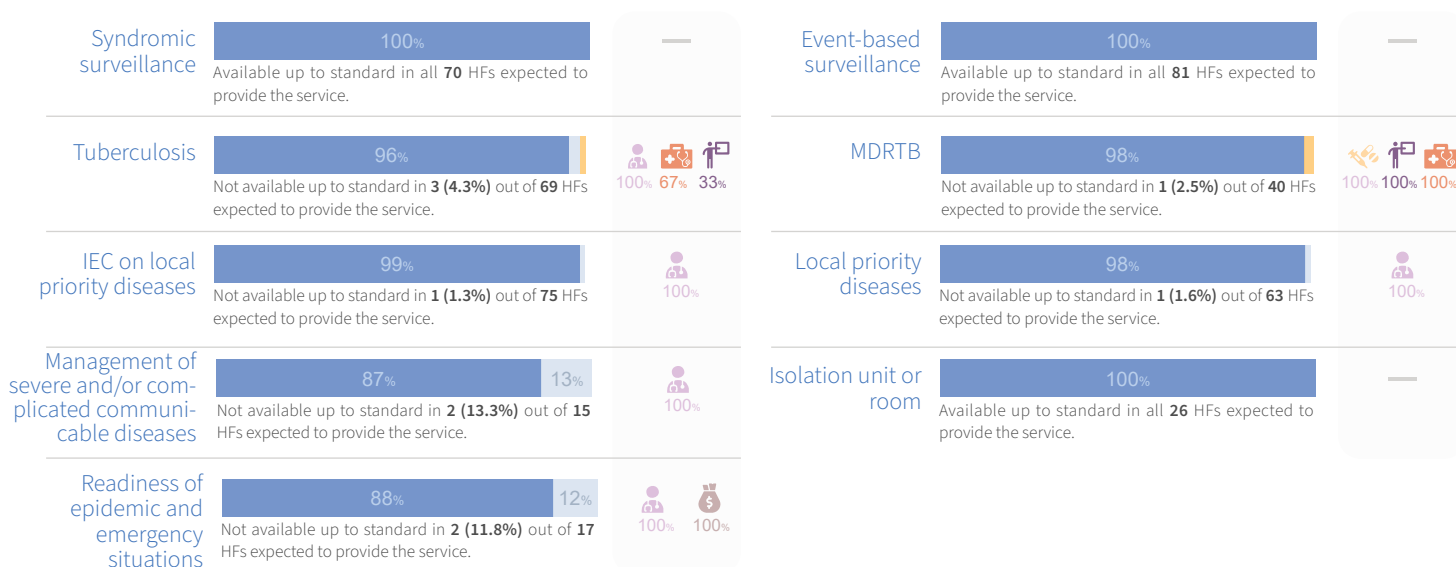
### Barriers for partial availability or non-availability.

Lack of staff Lack of supplies Lack of financial resources  
Lack of training Lack of equipment

## Child health and nutrition

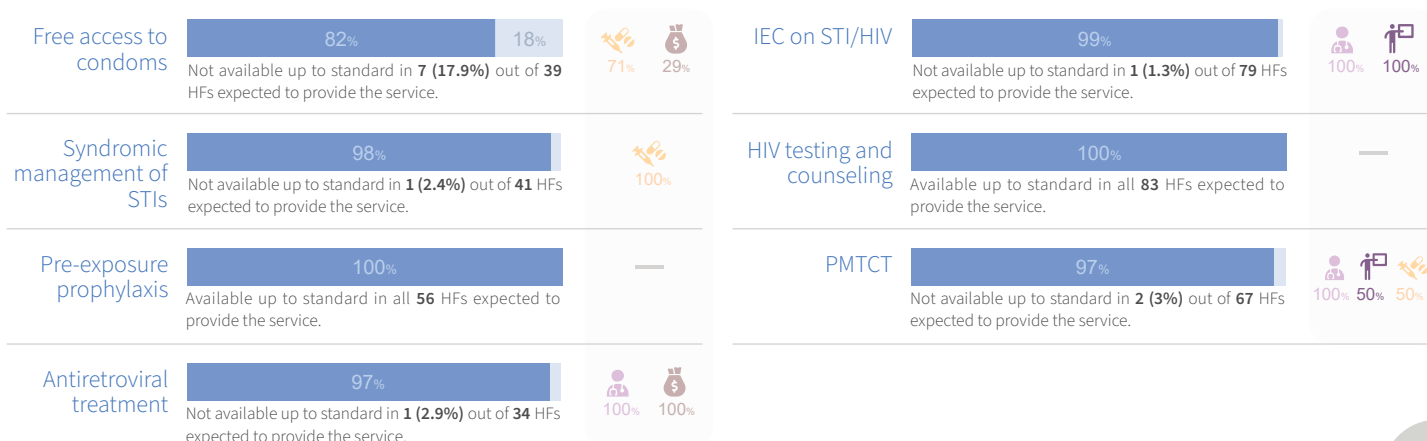


## Communicable diseases



## Sexual and reproductive health

### STI and HIV/AIDS



### Availability status

Available Partially available Not available

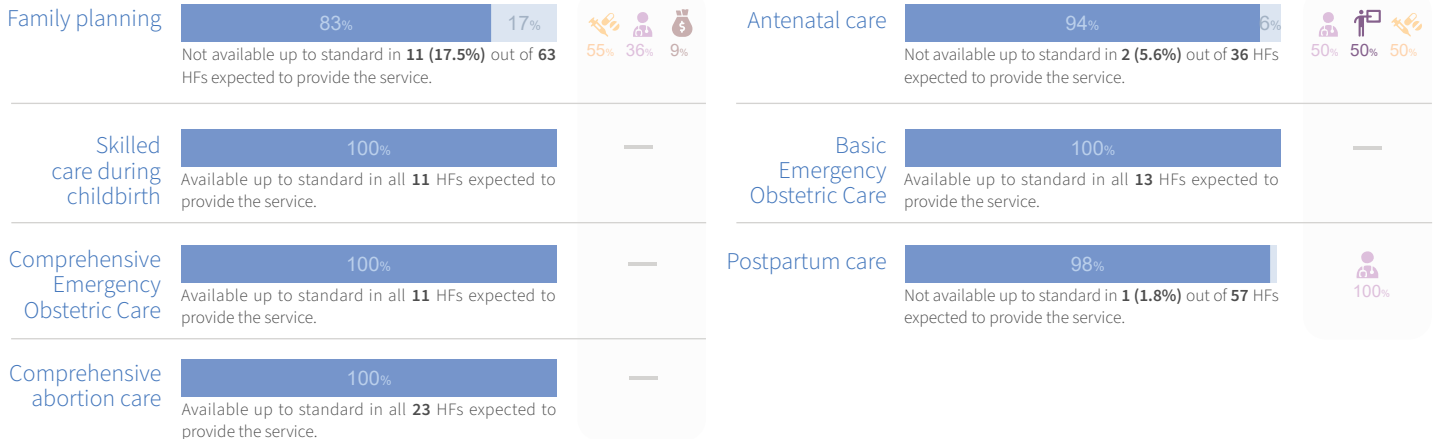
### Barriers for partial availability or non-availability.

Lack of staff Lack of supplies Lack of financial resources  
Lack of training Lack of equipment

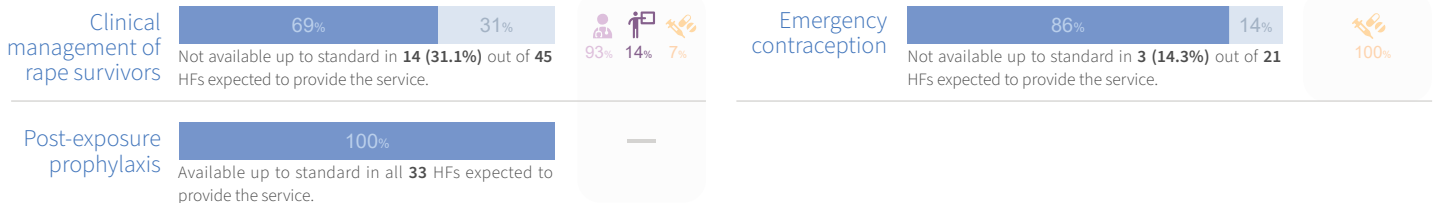
## Sexual and reproductive health (cont.)



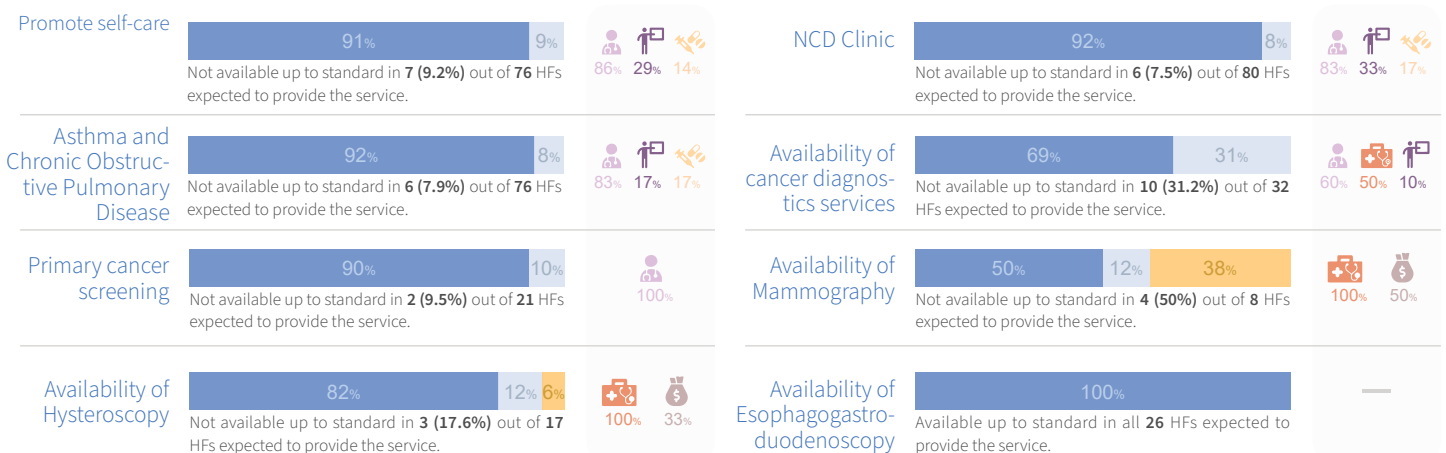
### Maternal and newborn health



### Sexual violence



## Noncommunicable diseases and mental health



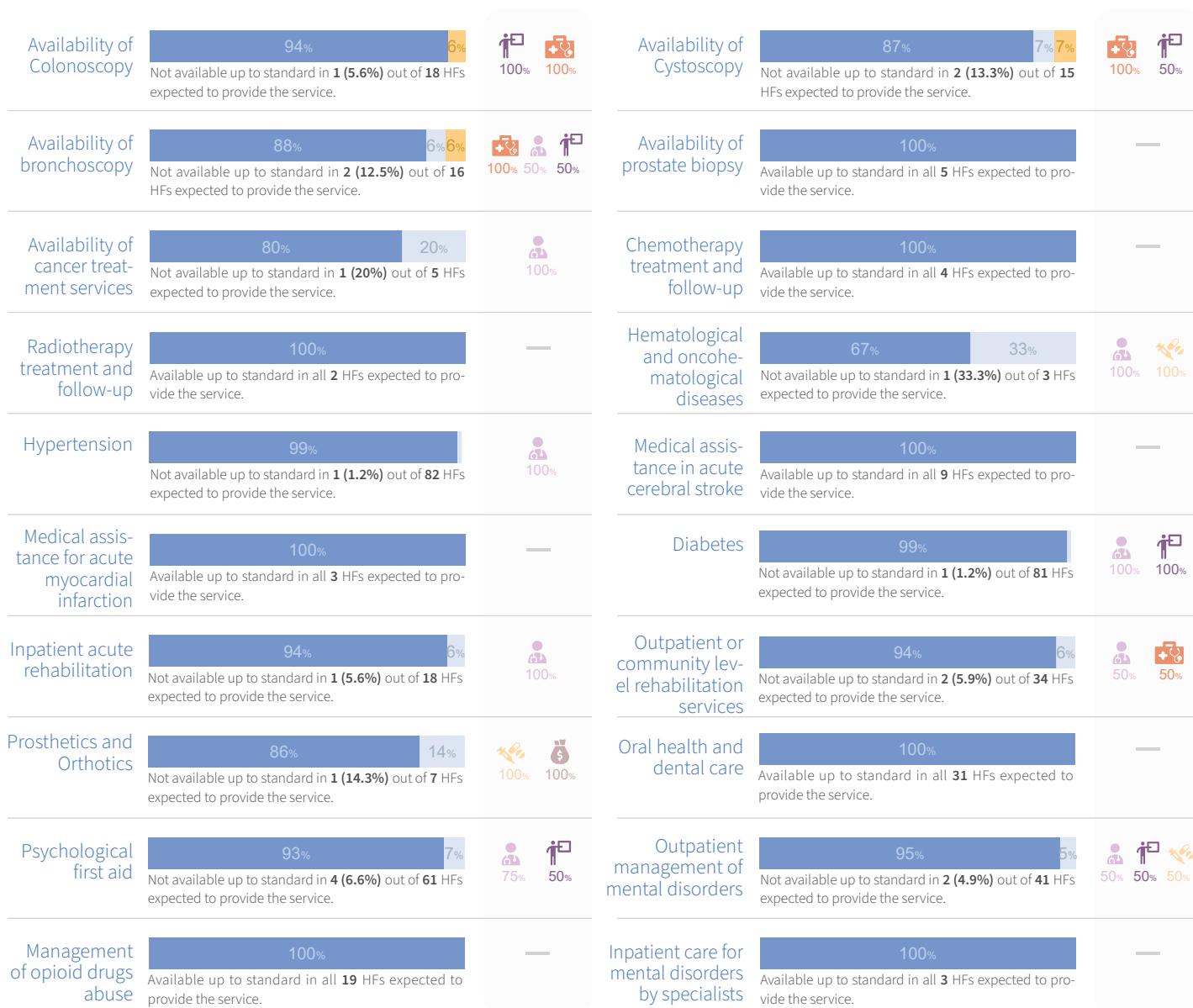
### Availability status

Available Partially available Not available

### Barriers for partial availability or non-availability.

Lack of staff Lack of supplies Lack of financial resources  
Lack of training Lack of equipment

## Noncommunicable diseases and mental health (cont.)



This analysis was produced based on the information reported into HeRAMS up to 27 August 2025 and while the deployment of HeRAMS, including data verification and validation, continue. Hence, this analysis is not final and is produced solely for the purposes of informing operations.

The designations employed and the presentation of the material in this report do not imply the expression of any opinion whatsoever on the part of WHO concerning the legal status of any country, territory, city, or area or of its authorities, or concerning the delimitation of its frontiers or boundaries. Dotted lines on maps represent approximate border lines for which there may not yet be full agreement.

### Notes:

1. Causes of non-functionality, basic amenity types, and barriers impeding service availability, were limited to the top three most frequently reported responses.
2. The analysis of barriers impeding service availability was limited to HFs where the health service is not available up to standard.
3. The analysis of individual services was limited to HFs expected to provide the specific service.



Data source: HeRAMS Ukraine  
Data accessed on: 27 August 2025  
Date report created: 30 October 2025  
Contact: [herams@who.int](mailto:herams@who.int)

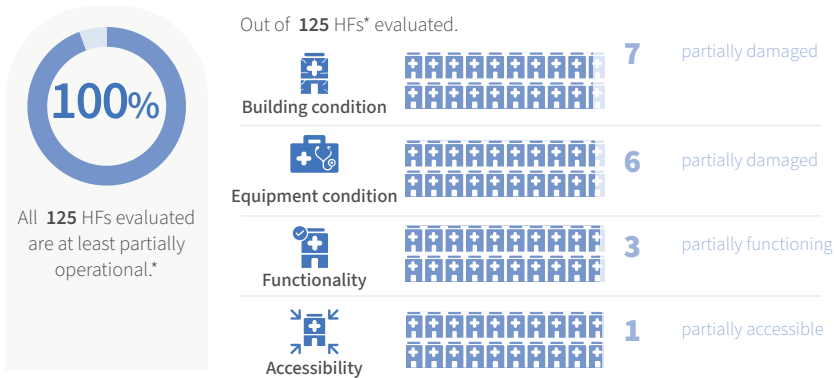




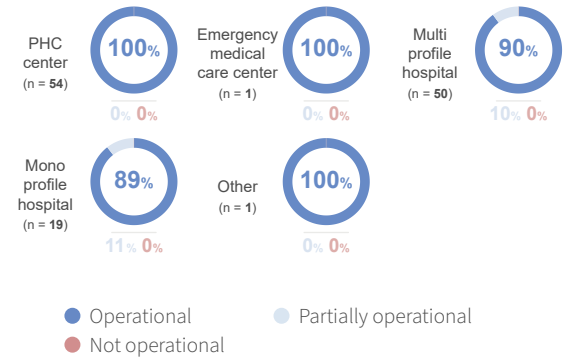
# HeRAMS Ukraine | Odeska

## SNAPSHOT AUGUST 2025

### OPERATIONAL STATUS



### HF by type



### MAIN CAUSES OF...

#### Building damage

The 3 primary causes of building damage reported by 7 partially damaged HF<sup>s</sup>.



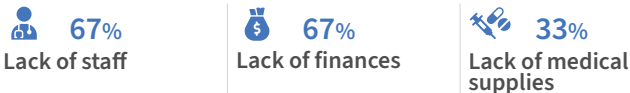
#### Equipment damage

The 3 primary causes of equipment damage reported by 6 partially damaged HF<sup>s</sup>.




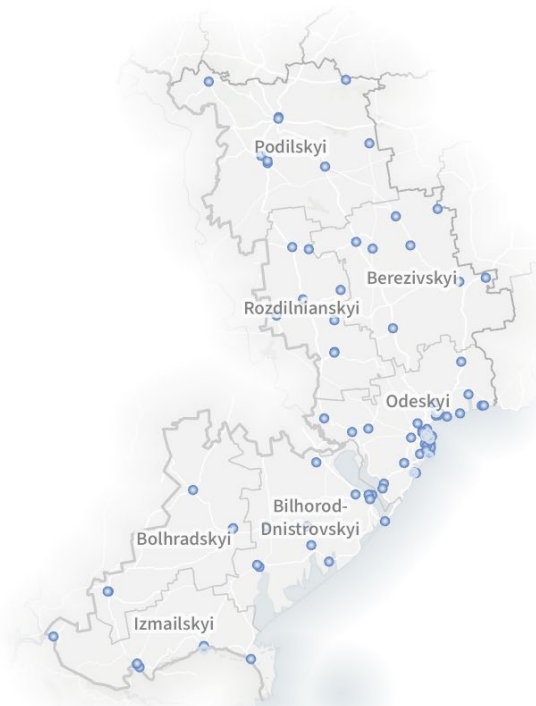
#### Functionality constraints

The 3 primary causes of functionality constraints reported by 3 partially functioning HF<sup>s</sup>.



#### Accessibility constraints

The primary cause of accessibility constraints reported by 1 partially accessible HF.

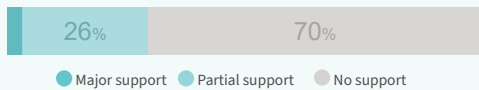


\* The term health facility is an all-encompassing designation that includes all modalities of service delivery. Beyond traditional health facilities, this may include temporary structures or mobile clinics.

\*\* HF<sup>s</sup> reported as destroyed, non-functioning, or inaccessible are deemed unable to provide any health services, hence categorized as non-operational. Consequently, reporting ends upon confirmation of a HF's non-operational status.



Out of 125 HF partially and fully operational HF.



Partner support types

Out of 37 HF receiving major or partial support from partners.



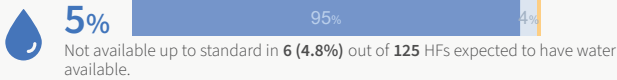
BASIC AMENITIES\*

Out of 125 HF partially and fully operational HF.

Available Partially available Not available


WASH

Water

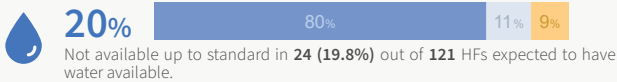


Main water sources

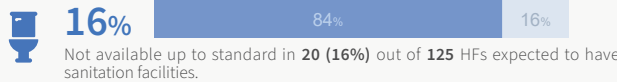
Out of 124 HF where water is at least partially available.



Water storage



Sanitation facilities



Out of 125 HF where sanitation facilities is at least partially available.

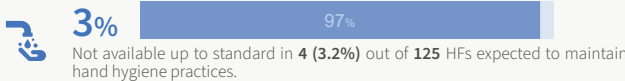
Sanitation facilities types\*



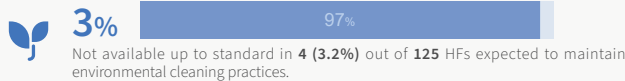
Sanitation facilities accessibility\*



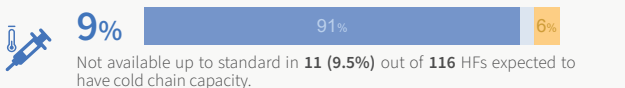
Hand-hygiene facilities



Cleaning equipment



Cold chain



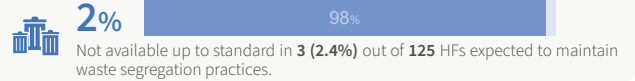
Cold chain sources

Out of 109 HF where cold chain is at least partially available.

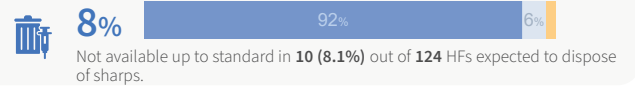


Waste management

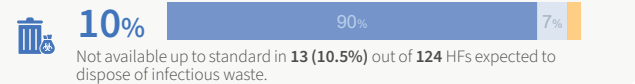
Waste segregation



Final disposal of sharps



Final disposal of infectious waste

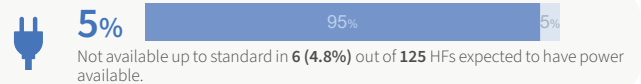


Waste disposal methods

Out of 120 HF where final disposal of sharps or infectious waste are at least partially available.



Power

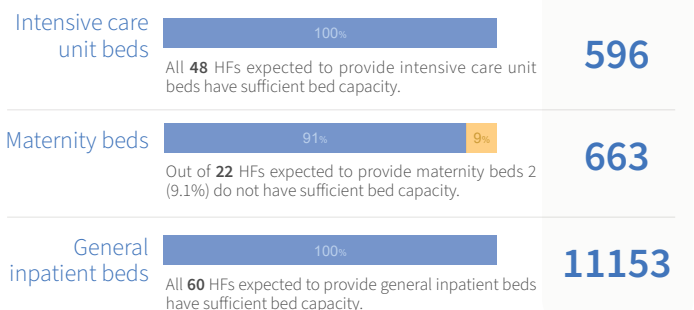


Power sources

Out of 125 HF where power is at least partially available.



Inpatient bed capacity\*



Main barriers\*

Out of 2 HF where inpatient bed capacity is not available up to standards.



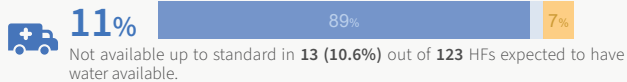
\*Out of 125 HF, HF reported as destroyed, non-functioning, or inaccessible are considered unable to provide health services in their current state and are therefore excluded from this section.

# BASIC AMENITIES\*

Out of 125 HFIs partially and fully operational HFIs.

● Available ● Partially available ● Not available

## Transportation of patients

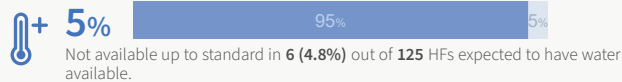


### Transportation types

Out of 114 HFIs where transportation of patients is at least partially available.



## Heating

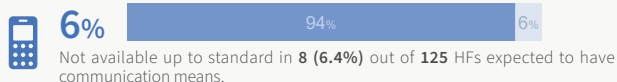


### Heating sources

Out of 125 HFIs where heating is at least partially available.



## Communications Equipment Sufficiency

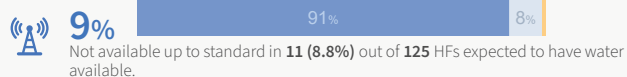


### Communication equipment types

Out of 125 HFIs where communication is at least partially available.



## Connectivity



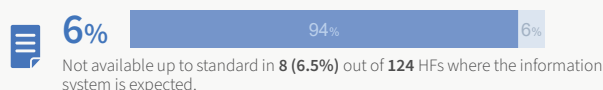
### Connectivity types

Out of 124 HFIs where connectivity is at least partially available.

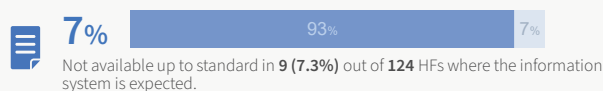


## Health information management systems

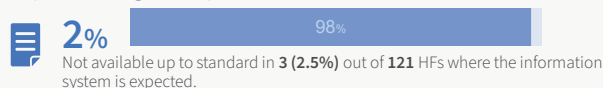
### eHealth



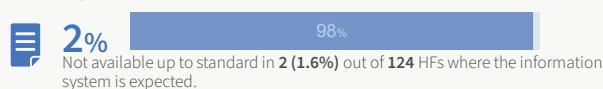
### Data entrance into the eHealth



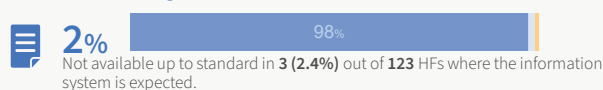
### Epidemiological Reports



### Activity Reports



### eHealth trainings to health staff

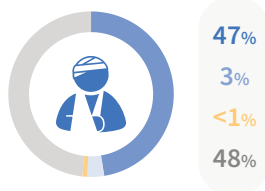


# ESSENTIAL HEALTH SERVICES\*

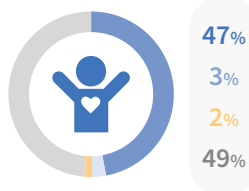
## Service domain overview

● Available ● Partially available ● Not available ● Not normally provided

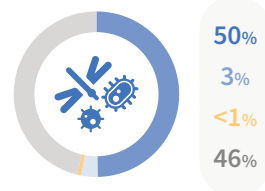
### General clinical and trauma care



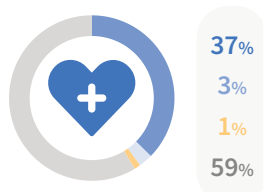
### Child health and nutrition



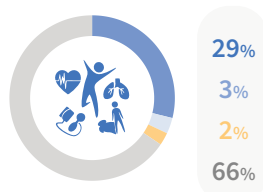
### Communicable diseases



### Sexual and reproductive health



### NCD and mental health



\*Out of 125 HFIs. HFIs reported as destroyed, non-functioning, or inaccessible are considered unable to provide health services in their current state and are therefore excluded from this section.



### Availability status

Available Partially available Not available

### Barriers for partial availability or non-availability.

Lack of staff Lack of supplies Lack of financial resources  
Lack of training Lack of equipment

## General clinical and emergency care



\* Out of 125 HFs. HFs reported as destroyed, non-functioning, or inaccessible are considered unable to provide health services in their current state and are therefore excluded from this section.

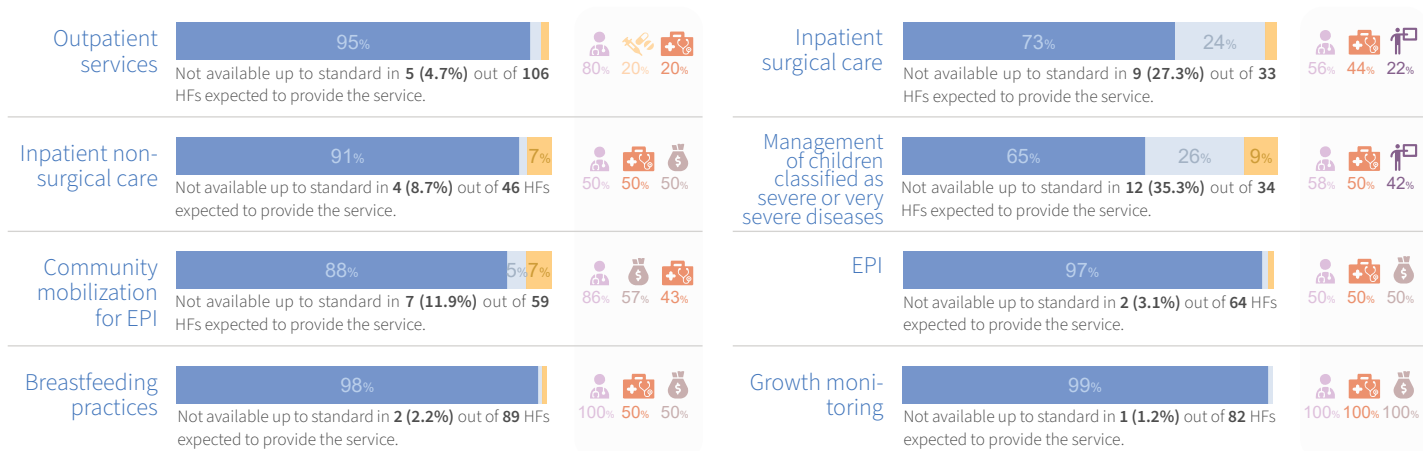
### Availability status

Available Partially available Not available

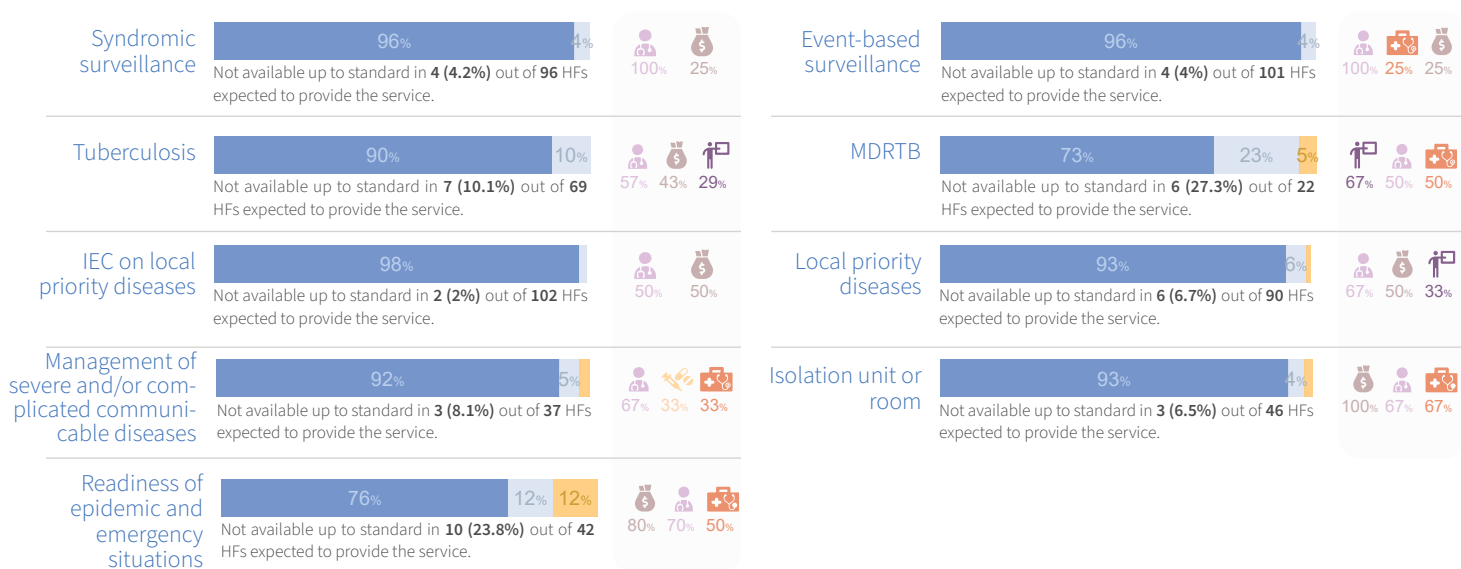
### Barriers for partial availability or non-availability.

Lack of staff Lack of supplies Lack of financial resources  
Lack of training Lack of equipment

## Child health and nutrition

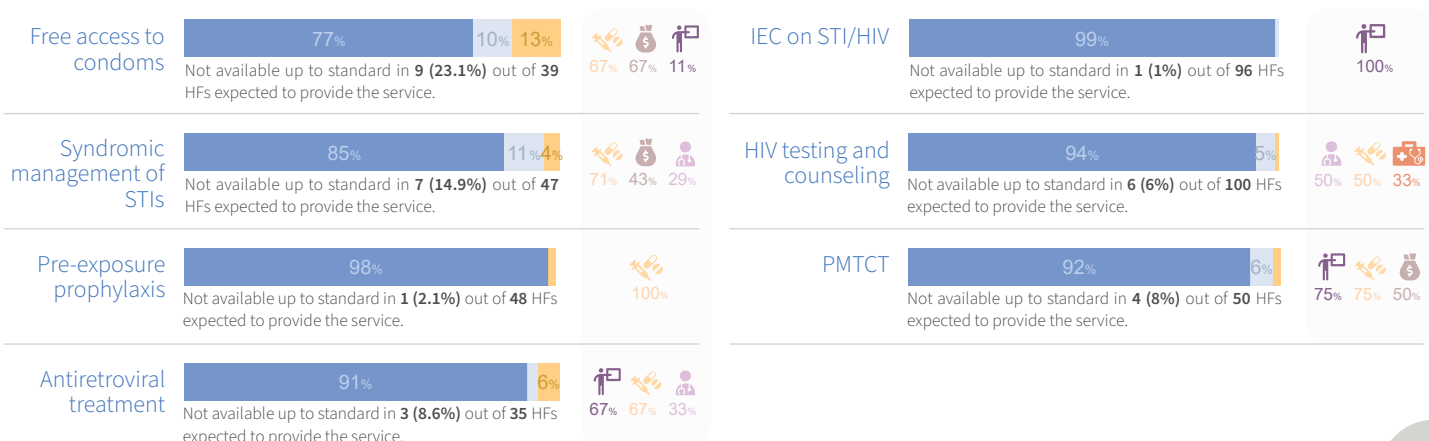


## Communicable diseases



## Sexual and reproductive health

### STI and HIV/AIDS



### Availability status

Available Partially available Not available

### Barriers for partial availability or non-availability.

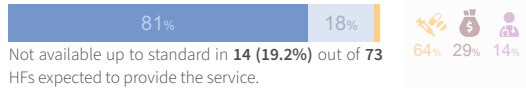
Lack of staff Lack of supplies Lack of financial resources  
Lack of training Lack of equipment

## Sexual and reproductive health (cont.)

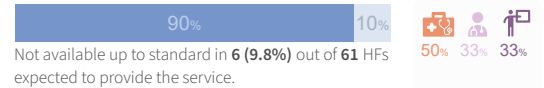


### Maternal and newborn health

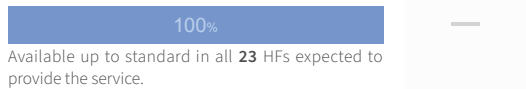
#### Family planning



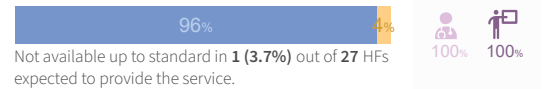
#### Antenatal care



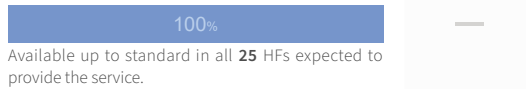
#### Skilled care during childbirth



#### Basic Emergency Obstetric Care




#### Comprehensive Emergency Obstetric Care



#### Postpartum care

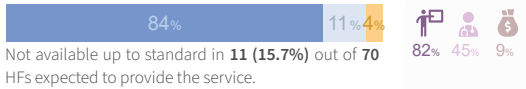


#### Comprehensive abortion care

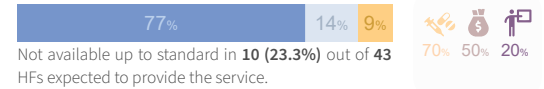


### Sexual violence

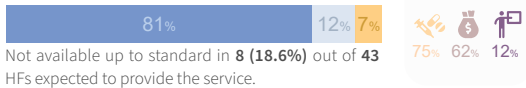
#### Clinical management of rape survivors



#### Emergency contraception

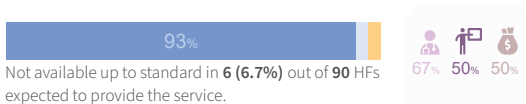


#### Post-exposure prophylaxis

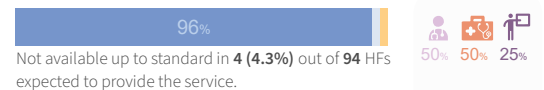


## Noncommunicable diseases and mental health

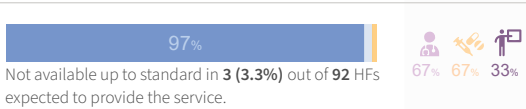
#### Promote self-care



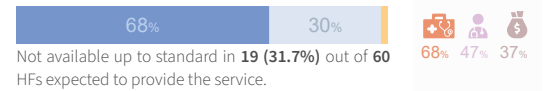
#### NCD Clinic



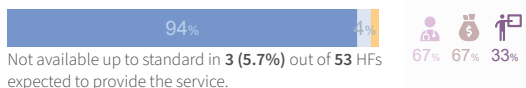
#### Asthma and Chronic Obstructive Pulmonary Disease



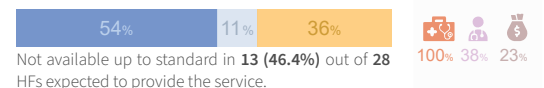
#### Availability of cancer diagnostics services



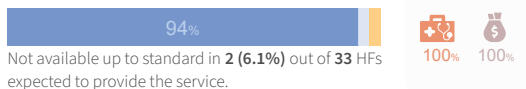
#### Primary cancer screening



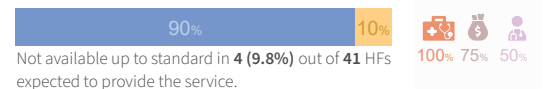
#### Availability of Mammography



#### Availability of Hysteroscopy



#### Availability of Esophagogastroduodenoscopy



## Availability status

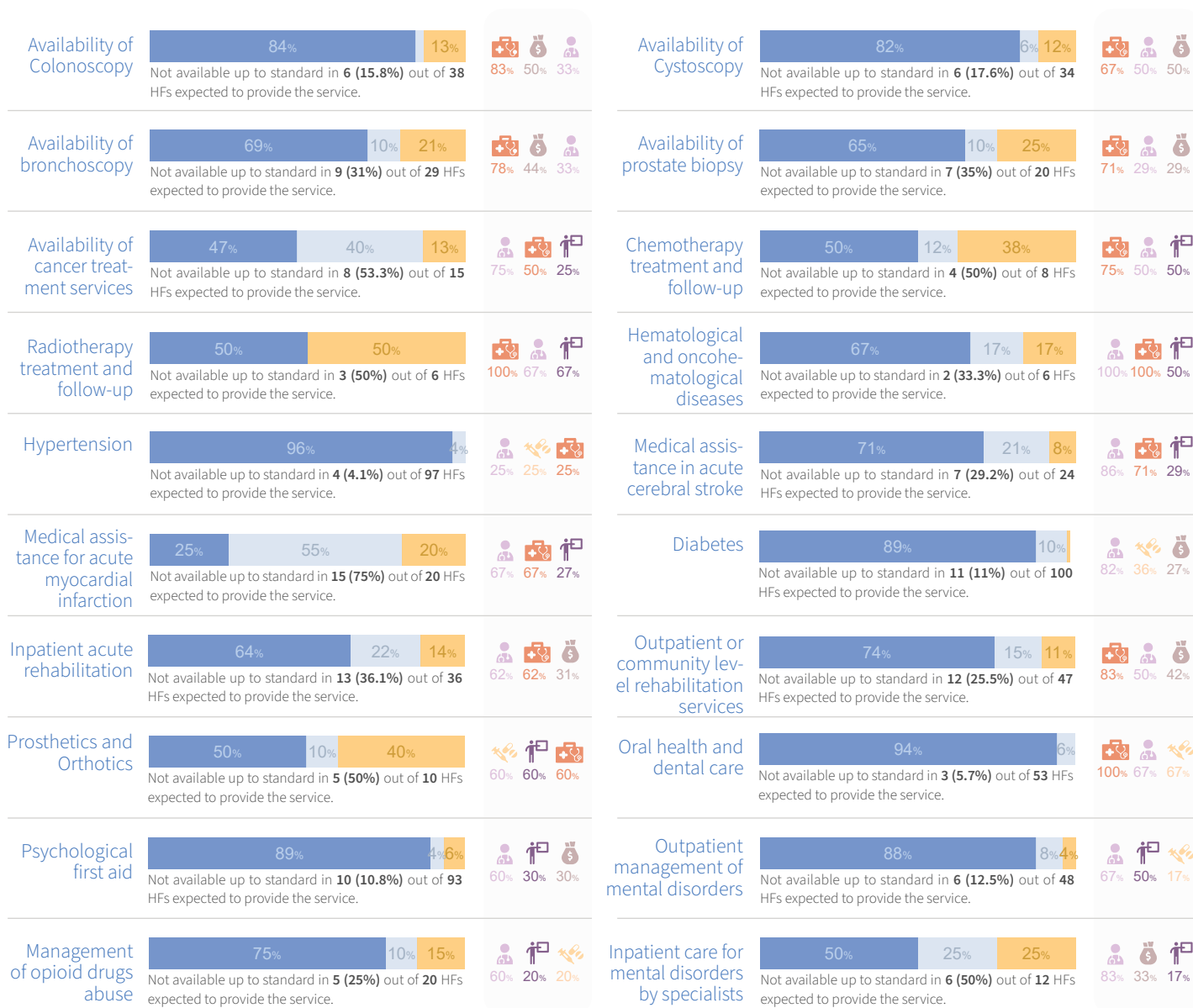
Available Partially available Not available

## Barriers for partial availability or non-availability.

Lack of staff Lack of supplies Lack of financial resources  
Lack of training Lack of equipment



## Noncommunicable diseases and mental health (cont.)



This analysis was produced based on the information reported into HeRAMS up to 27 August 2025 and while the deployment of HeRAMS, including data verification and validation, continue. Hence, this analysis is not final and is produced solely for the purposes of informing operations.

The designations employed and the presentation of the material in this report do not imply the expression of any opinion whatsoever on the part of WHO concerning the legal status of any country, territory, city, or area or of its authorities, or concerning the delimitation of its frontiers or boundaries. Dotted lines on maps represent approximate border lines for which there may not yet be full agreement.

### Notes:

1. Causes of non-functionality, basic amenity types, and barriers impeding service availability, were limited to the top three most frequently reported responses.
2. The analysis of barriers impeding service availability was limited to HF where the health service is not available up to standard.
3. The analysis of individual services was limited to HF expected to provide the specific service.



Data source: HeRAMS Ukraine  
Data accessed on: 27 August 2025  
Date report created: 30 October 2025  
Contact: [herams@who.int](mailto:herams@who.int)

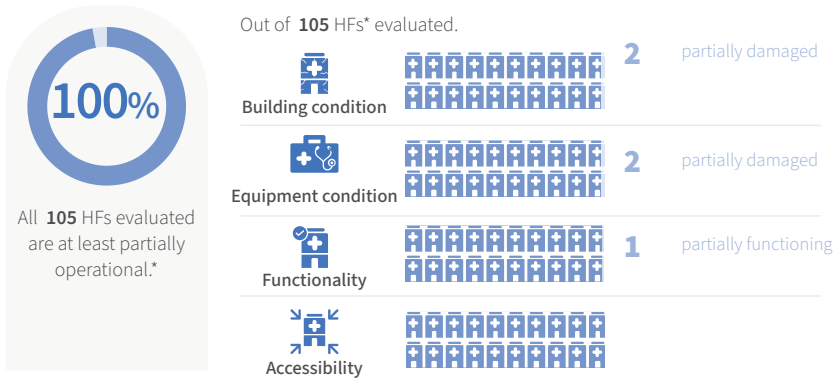




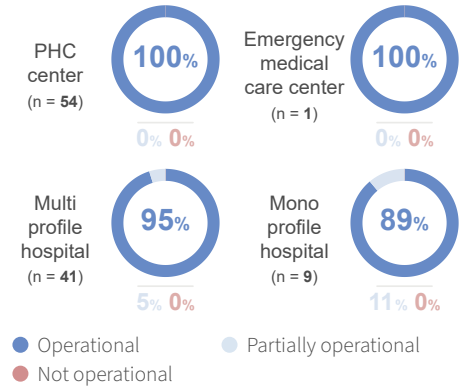
# HeRAMS Ukraine | Poltavavska

## SNAPSHOT AUGUST 2025

### OPERATIONAL STATUS



### HF by type



### MAIN CAUSES OF...

#### Building damage

The primary cause of building damage reported by 2 partially damaged HF<sup>s</sup>.



#### Equipment damage

The primary cause of equipment damage reported by 2 partially damaged HF<sup>s</sup>.



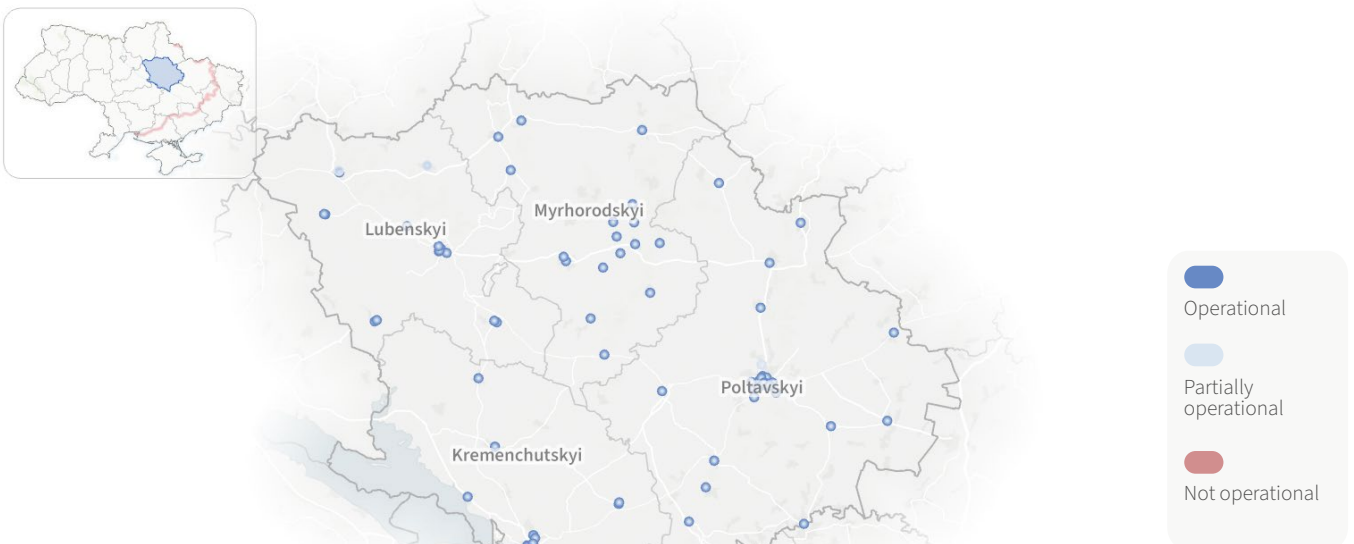
#### Functionality constraints

The primary cause of functionality constraints reported by 1 partially functioning HF.



#### Accessibility constraints

No accessibility constraints reported.

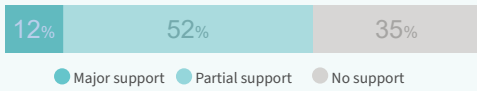


\* The term health facility is an all-encompassing designation that includes all modalities of service delivery. Beyond traditional health facilities, this may include temporary structures or mobile clinics.  
 \*\* HF<sup>s</sup> reported as destroyed, non-functioning, or inaccessible are deemed unable to provide any health services, hence categorized as non-operational. Consequently, reporting ends upon confirmation of a HF<sup>'s</sup> non-operational status.  
 \*\*\* 10% of HF<sup>s</sup> have not reported since May 2025, thus data should be interpreted with care.



## Partner support

Out of 105 HF partially and fully operational HF.



### Partner support types

Out of 68 HF receiving major or partial support from partners.



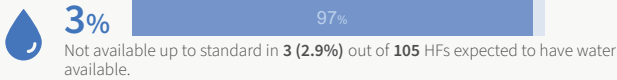
## BASIC AMENITIES\*

Out of 105 HF partially and fully operational HF.

● Available ● Partially available ● Not available

### WASH

#### Water

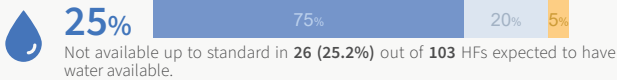


#### Main water sources

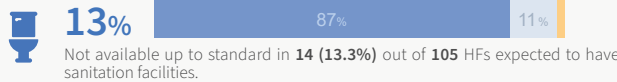
Out of 105 HF where water is at least partially available.



#### Water storage



#### Sanitation facilities



Out of 103 HF where sanitation facilities is at least partially available.

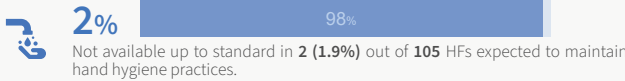
#### Sanitation facilities types\*



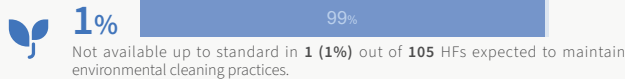
#### Sanitation facilities accessibility\*



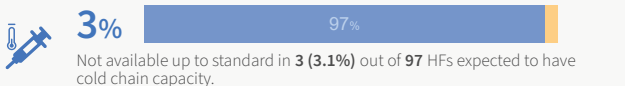
#### Hand-hygiene facilities



#### Cleaning equipment



### Cold chain



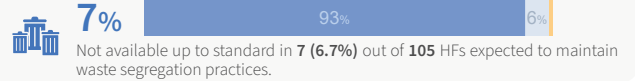
#### Cold chain sources

Out of 94 HF where cold chain is at least partially available.

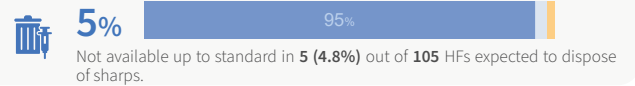


### Waste management

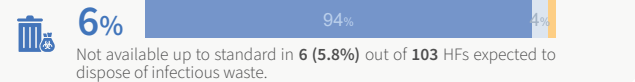
#### Waste segregation



#### Final disposal of sharps

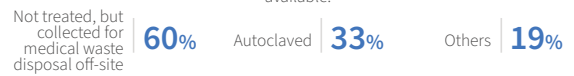


#### Final disposal of infectious waste

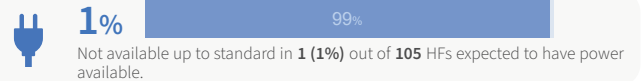


#### Waste disposal methods

Out of 101 HF where final disposal of sharps or infectious waste are at least partially available.



### Power

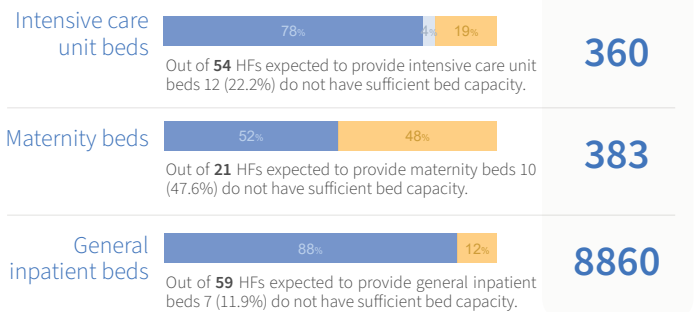


#### Power sources

Out of 105 HF where power is at least partially available.



### Inpatient bed capacity\*



#### Main barriers\*

Out of 12 HF where inpatient bed capacity is not available up to standards.



\*Out of 105 HF. HF reported as destroyed, non-functioning, or inaccessible are considered unable to provide health services in their current state and are therefore excluded from this section.

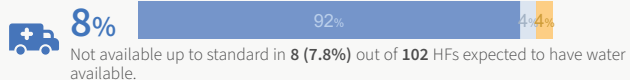


# BASIC AMENITIES\*

Out of 105 HFIs partially and fully operational HFIs.

● Available ● Partially available ● Not available

## Transportation of patients

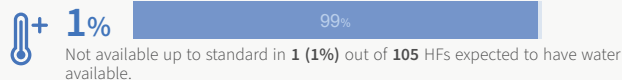


### Transportation types

Out of 98 HFIs where transportation of patients is at least partially available.



## Heating

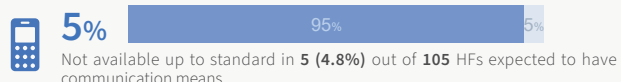


### Heating sources

Out of 105 HFIs where heating is at least partially available.



## Communications Equipment Sufficiency

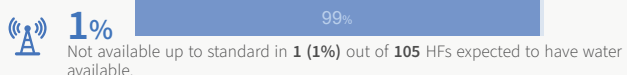


### Communication equipment types

Out of 105 HFIs where communication is at least partially available.



## Connectivity



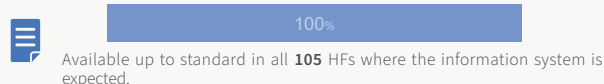
### Connectivity types

Out of 105 HFIs where connectivity is at least partially available.

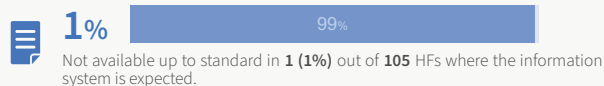


## Health information management systems

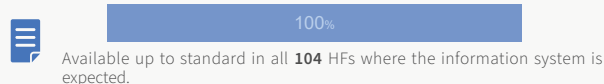
### eHealth



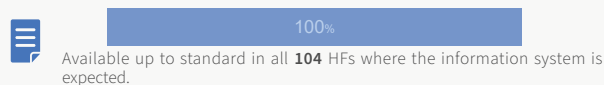
### Data entrance into the eHealth



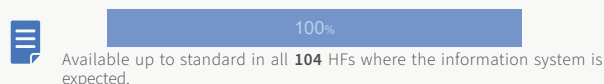
### Epidemiological Reports



### Activity Reports



### eHealth trainings to health staff

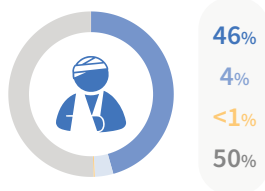


# ESSENTIAL HEALTH SERVICES\*

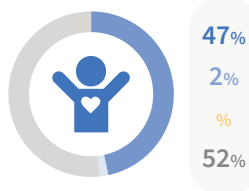
## Service domain overview

● Available ● Partially available ● Not available ● Not normally provided

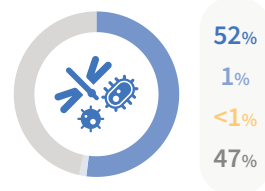
### General clinical and trauma care



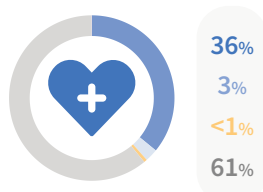
### Child health and nutrition



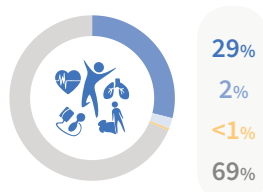
### Communicable diseases



### Sexual and reproductive health



### NCD and mental health



\*Out of 105 HFIs. HFIs reported as destroyed, non-functioning, or inaccessible are considered unable to provide health services in their current state and are therefore excluded from this section.



### Availability status

Available Partially available Not available

### Barriers for partial availability or non-availability.

Lack of staff Lack of supplies Lack of financial resources  
Lack of training Lack of equipment

## General clinical and emergency care



\* Out of 105 HF. HF reported as destroyed, non-functioning, or inaccessible are considered unable to provide health services in their current state and are therefore excluded from this section.

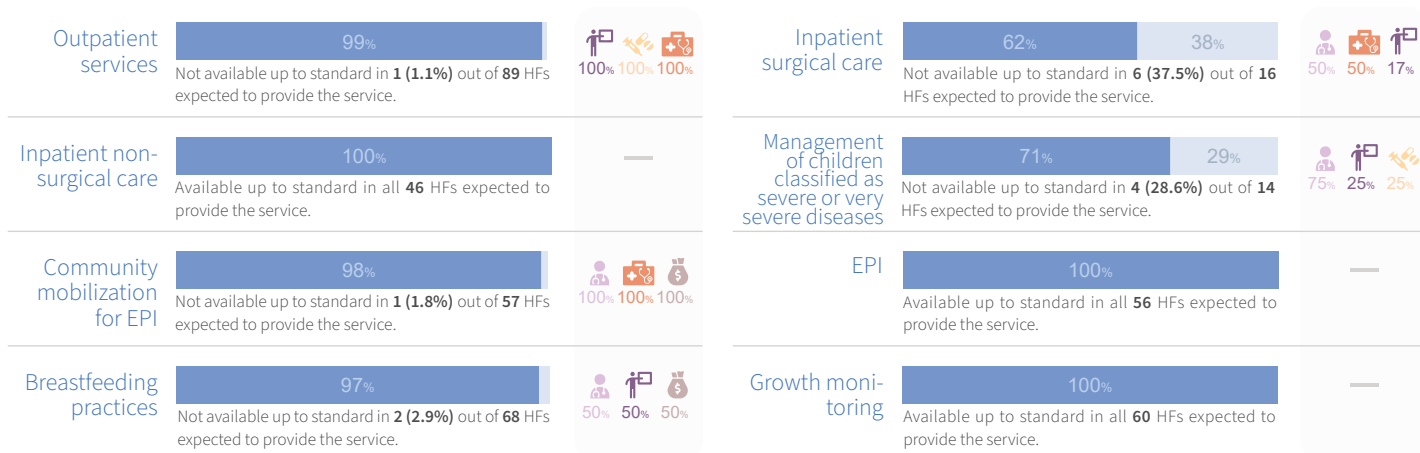
### Availability status

Available Partially available Not available

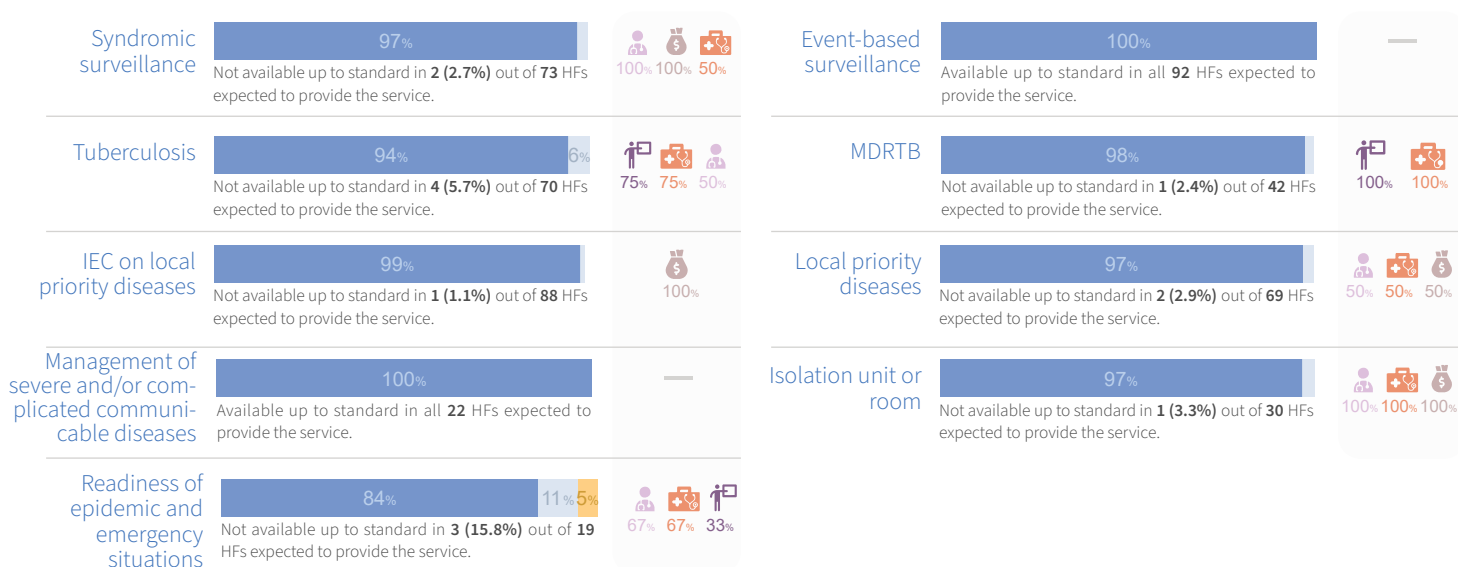
### Barriers for partial availability or non-availability.

Lack of staff Lack of supplies Lack of financial resources  
Lack of training Lack of equipment

## Child health and nutrition

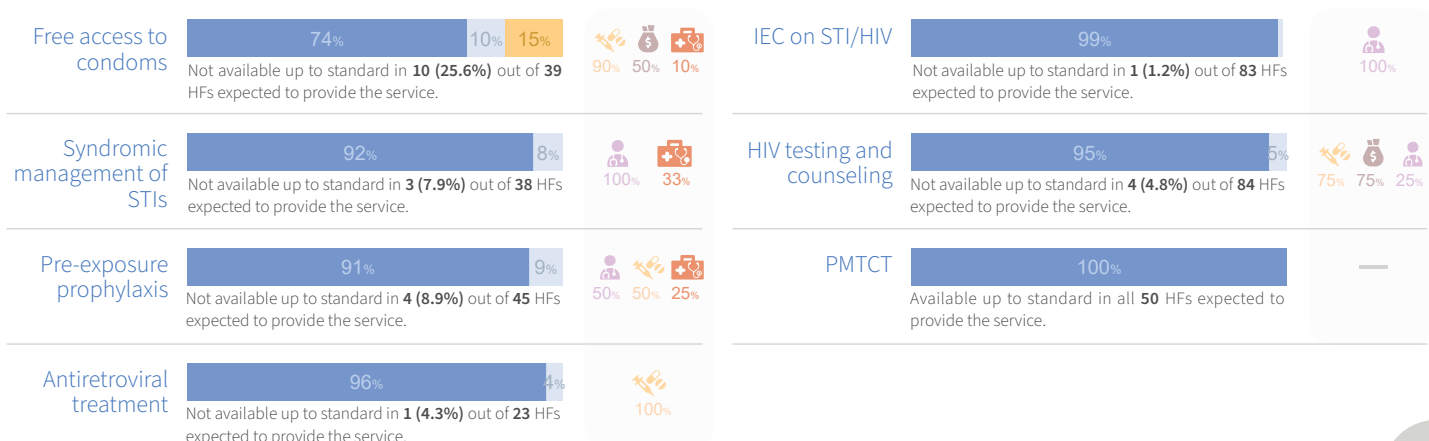


## Communicable diseases



## Sexual and reproductive health

### STI and HIV/AIDS



### Availability status

Available Partially available Not available

### Barriers for partial availability or non-availability.

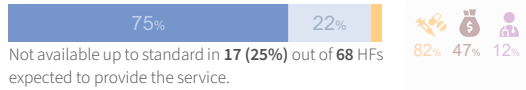
Lack of staff Lack of supplies Lack of financial resources  
Lack of training Lack of equipment

## Sexual and reproductive health (cont.)

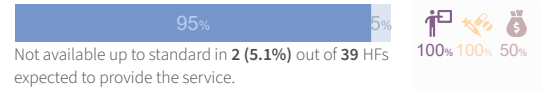


### Maternal and newborn health

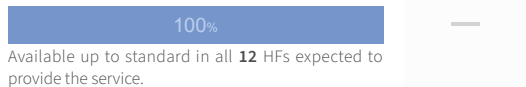
#### Family planning



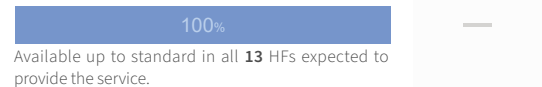
#### Antenatal care




#### Skilled care during childbirth



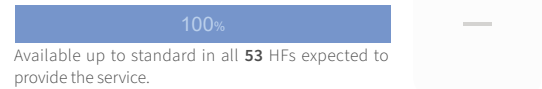
#### Basic Emergency Obstetric Care



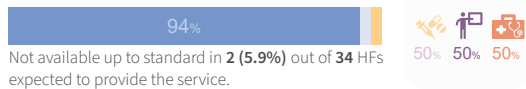
#### Comprehensive Emergency Obstetric Care



#### Postpartum care

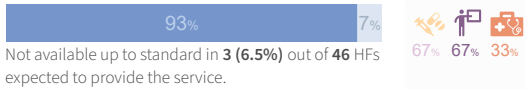


#### Comprehensive abortion care

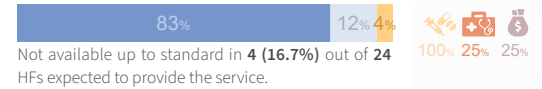


### Sexual violence

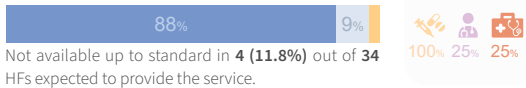
#### Clinical management of rape survivors



#### Emergency contraception

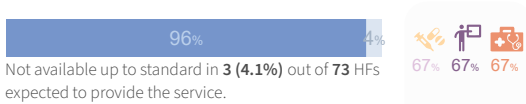


#### Post-exposure prophylaxis

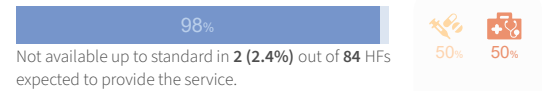


## Noncommunicable diseases and mental health

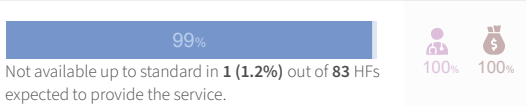
#### Promote self-care



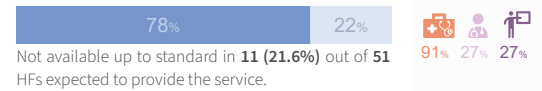
#### NCD Clinic



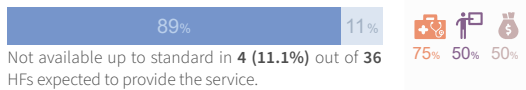
#### Asthma and Chronic Obstructive Pulmonary Disease



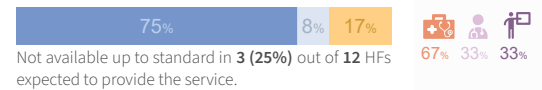
#### Availability of cancer diagnostics services



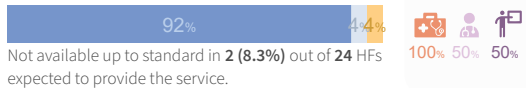
#### Primary cancer screening



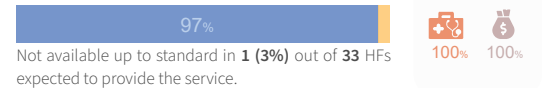
#### Availability of Mammography



#### Availability of Hysteroscopy



#### Availability of Esophagogastro-duodenoscopy



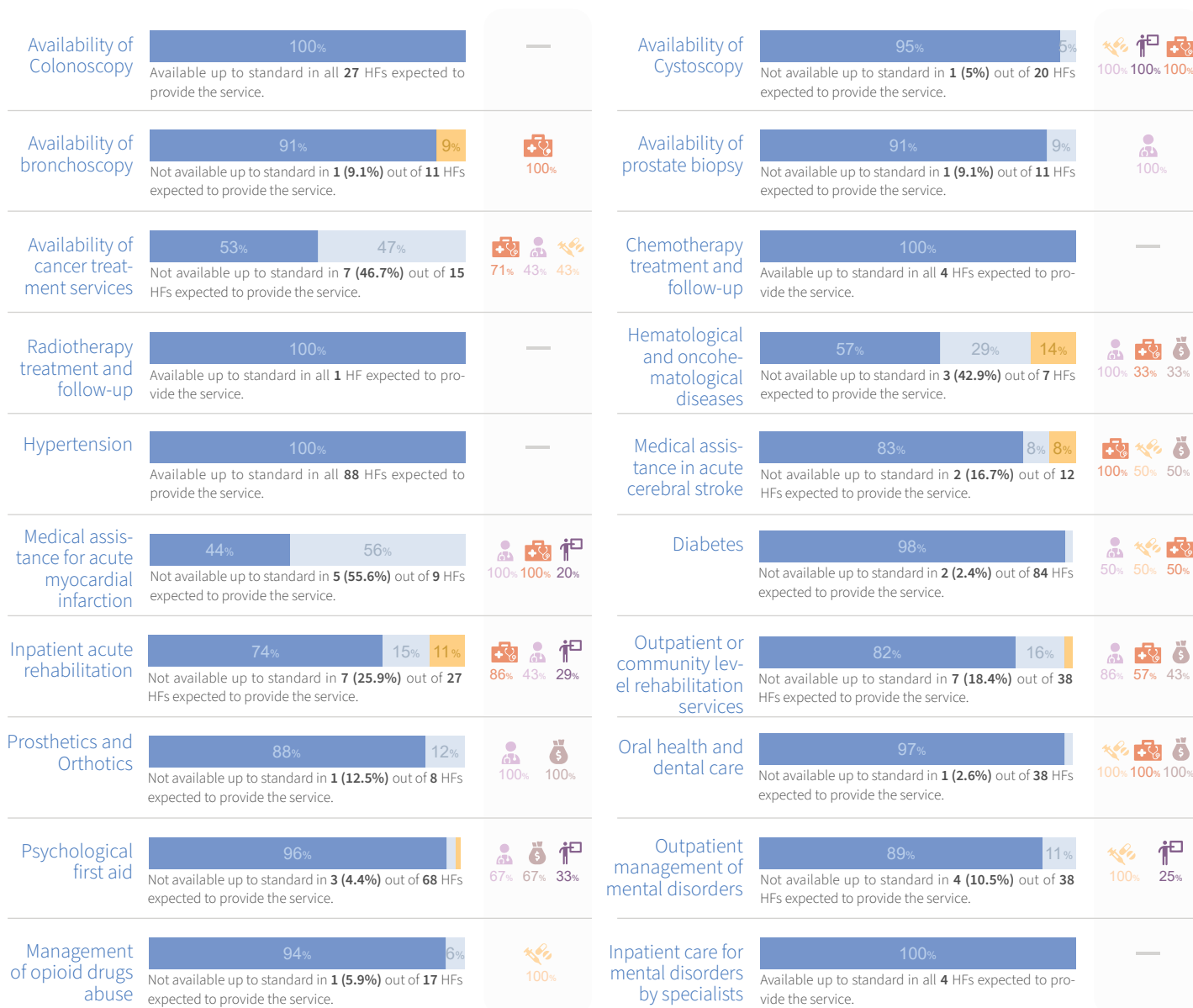
### Availability status

Available Partially available Not available

### Barriers for partial availability or non-availability.

Lack of staff Lack of supplies Lack of financial resources  
Lack of training Lack of equipment

## Noncommunicable diseases and mental health (cont.)



This analysis was produced based on the information reported into HeRAMS up to 27 August 2025 and while the deployment of HeRAMS, including data verification and validation, continue. Hence, this analysis is not final and is produced solely for the purposes of informing operations.

The designations employed and the presentation of the material in this report do not imply the expression of any opinion whatsoever on the part of WHO concerning the legal status of any country, territory, city, or area or of its authorities, or concerning the delimitation of its frontiers or boundaries. Dotted lines on maps represent approximate border lines for which there may not yet be full agreement.

### Notes:

- Causes of non-functionality, basic amenity types, and barriers impeding service availability, were limited to the top three most frequently reported responses.
- The analysis of barriers impeding service availability was limited to HFs where the health service is not available up to standard.
- The analysis of individual services was limited to HFs expected to provide the specific service.



Data source: HeRAMS Ukraine  
Data accessed on: 27 August 2025  
Date report created: 30 October 2025  
Contact: [herams@who.int](mailto:herams@who.int)

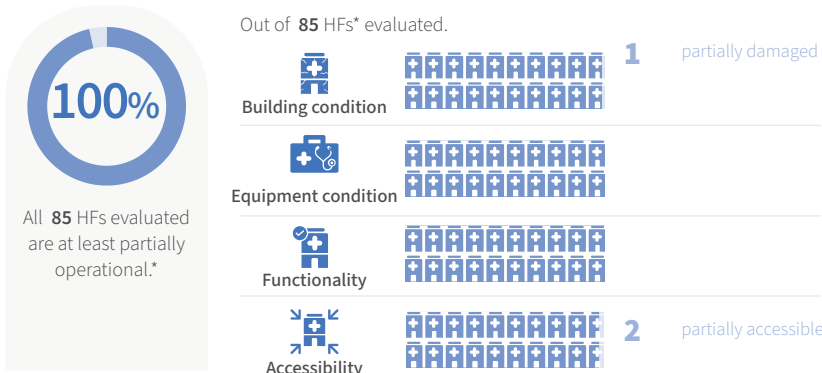




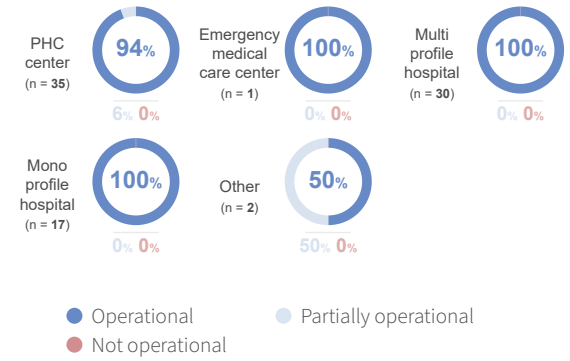
# HeRAMS Ukraine | Rivnenska

## SNAPSHOT AUGUST 2025

### OPERATIONAL STATUS



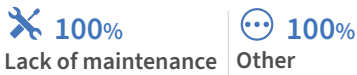
### HF by type



### MAIN CAUSES OF...

#### Building damage

The 2 primary causes of building damage reported by 1 partially damaged HF.



#### Functionality constraints

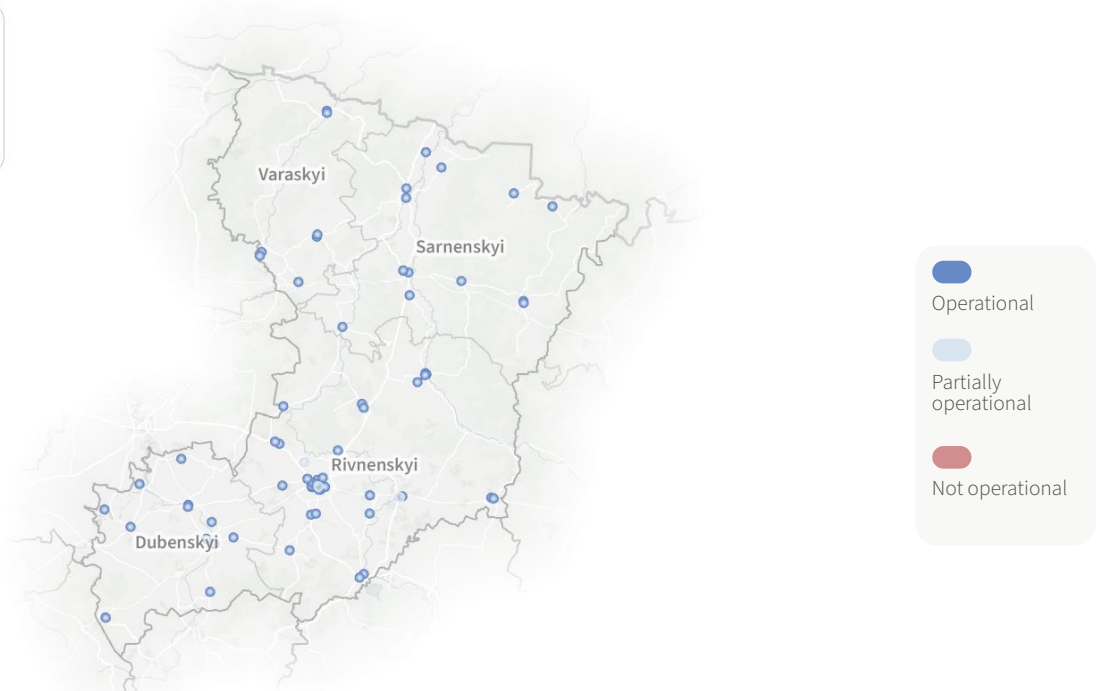
No functionality constraints reported.

#### Equipment damage

No equipment damage reported.

#### Accessibility constraints

The primary cause of accessibility constraints reported by 2 partially accessible HF<sup>s</sup>.



\* The term health facility is an all-encompassing designation that includes all modalities of service delivery. Beyond traditional health facilities, this may include temporary structures or mobile clinics.

\*\* HF<sup>s</sup> reported as destroyed, non-functioning, or inaccessible are deemed unable to provide any health services, hence categorized as non-operational. Consequently, reporting ends upon confirmation of a HF's non-operational status.



Out of 85 HFIs partially and fully operational HFIs.



Partner support types

Out of 28 HFIs receiving major or partial support from partners.



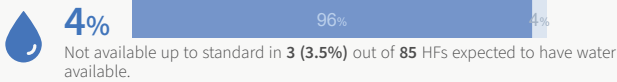
BASIC AMENITIES\*

Out of 85 HFIs partially and fully operational HFIs.

Available Partially available Not available

WASH

Water

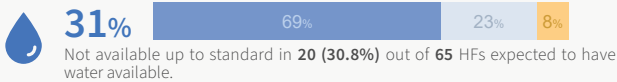


Main water sources

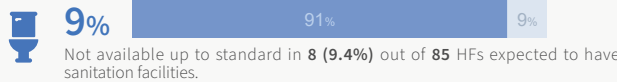
Out of 85 HFIs where water is at least partially available.



Water storage



Sanitation facilities



Out of 85 HFIs where sanitation facilities is at least partially available.

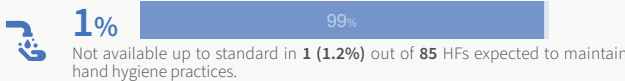
Sanitation facilities types\*



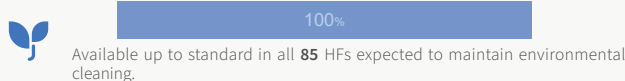
Sanitation facilities accessibility\*



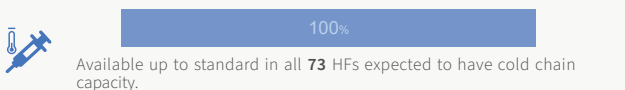
Hand-hygiene facilities



Cleaning equipment



Cold chain



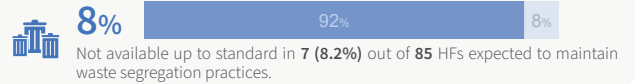
Cold chain sources

Out of 73 HFIs where cold chain is at least partially available.

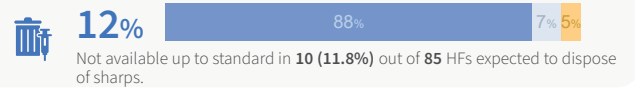


Waste management

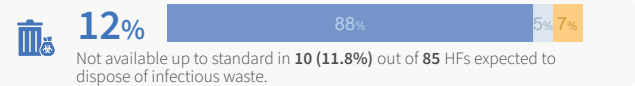
Waste segregation



Final disposal of sharps

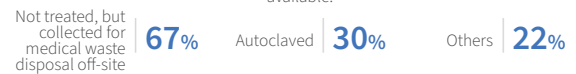


Final disposal of infectious waste



Waste disposal methods

Out of 79 HFIs where final disposal of sharps or infectious waste are at least partially available.



Power

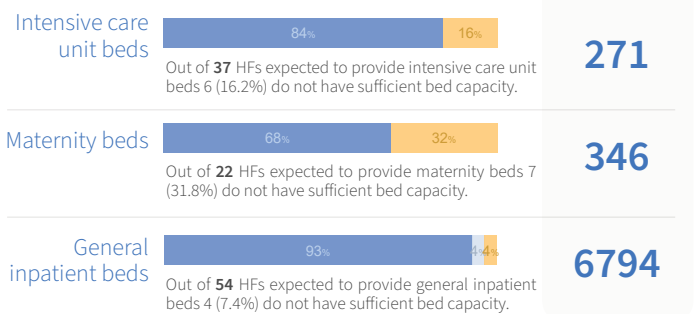


Power sources

Out of 85 HFIs where power is at least partially available.



Inpatient bed capacity\*



Main barriers\*

Out of 8 HFIs where inpatient bed capacity is not available up to standards.



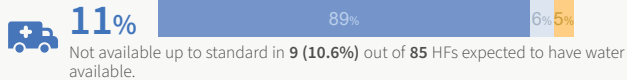
\*Out of 85 HFIs. HFIs reported as destroyed, non-functioning, or inaccessible are considered unable to provide health services in their current state and are therefore excluded from this section.

# BASIC AMENITIES\*

Out of 85 HFIs partially and fully operational HFIs.

● Available ● Partially available ● Not available

## Transportation of patients



### Transportation types

Out of 81 HFIs where transportation of patients is at least partially available.



## Heating

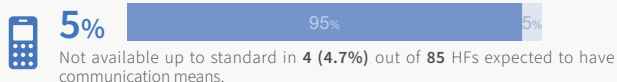


### Heating sources

Out of 85 HFIs where heating is at least partially available.



## Communications Equipment Sufficiency



### Communication equipment types

Out of 85 HFIs where communication is at least partially available.



## Connectivity



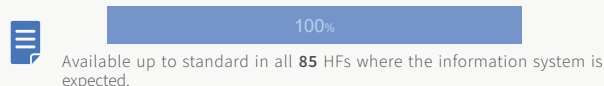
### Connectivity types

Out of 85 HFIs where connectivity is at least partially available.

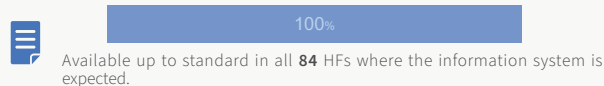


## Health information management systems

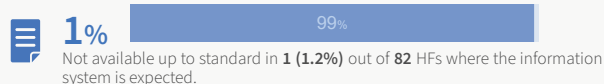
### eHealth



### Data entrance into the eHealth



### Epidemiological Reports



### Activity Reports



### eHealth trainings to health staff

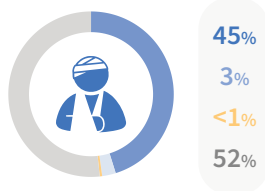


# ESSENTIAL HEALTH SERVICES\*

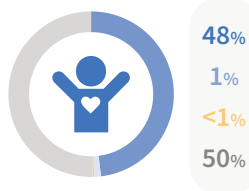
## Service domain overview

● Available ● Partially available ● Not available ● Not normally provided

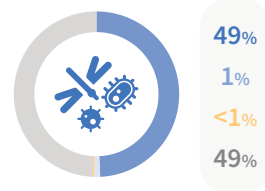
### General clinical and trauma care



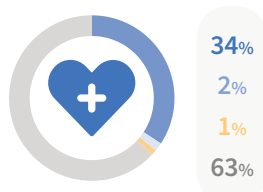
### Child health and nutrition



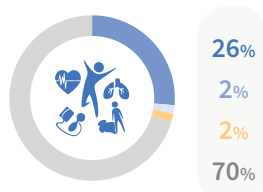
### Communicable diseases



### Sexual and reproductive health



### NCD and mental health



\*Out of 85 HFIs. HFIs reported as destroyed, non-functioning, or inaccessible are considered unable to provide health services in their current state and are therefore excluded from this section.

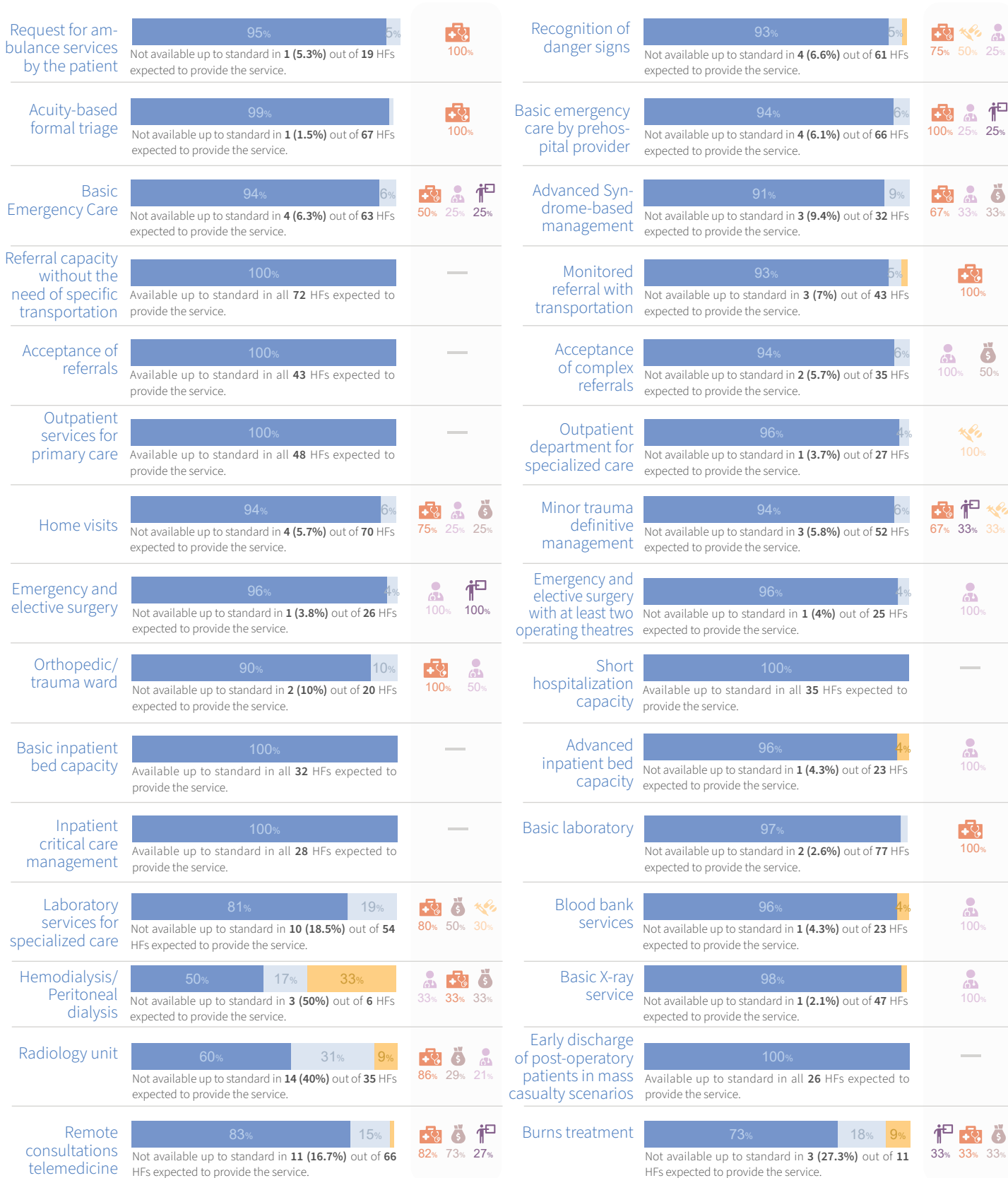
### Availability status

Available Partially available Not available

### Barriers for partial availability or non-availability.

Lack of staff Lack of supplies Lack of financial resources  
Lack of training Lack of equipment

## General clinical and emergency care



\* Out of 85 HFs. HFs reported as destroyed, non-functioning, or inaccessible are considered unable to provide health services in their current state and are therefore excluded from this section.

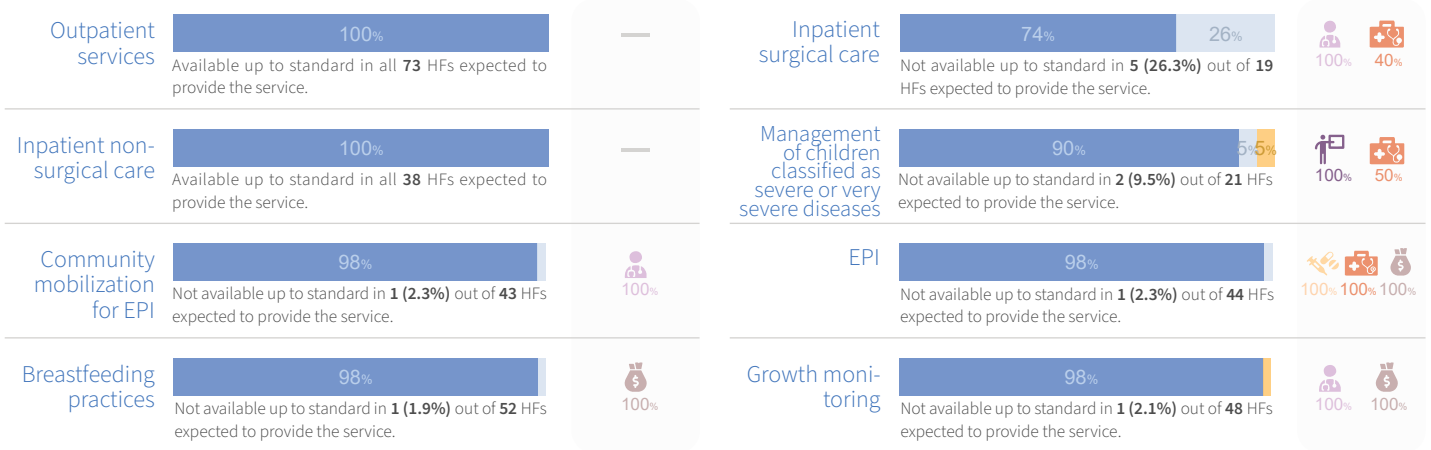
### Availability status

Available Partially available Not available

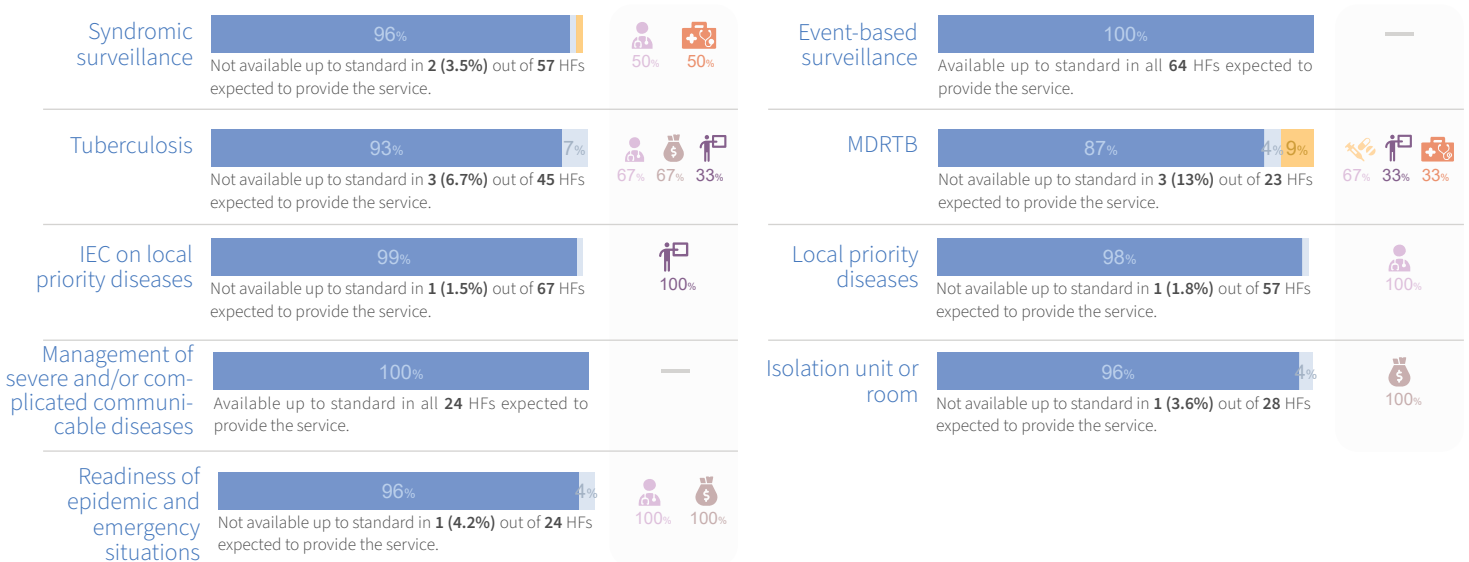
### Barriers for partial availability or non-availability.

Lack of staff Lack of supplies Lack of financial resources  
Lack of training Lack of equipment

## Child health and nutrition



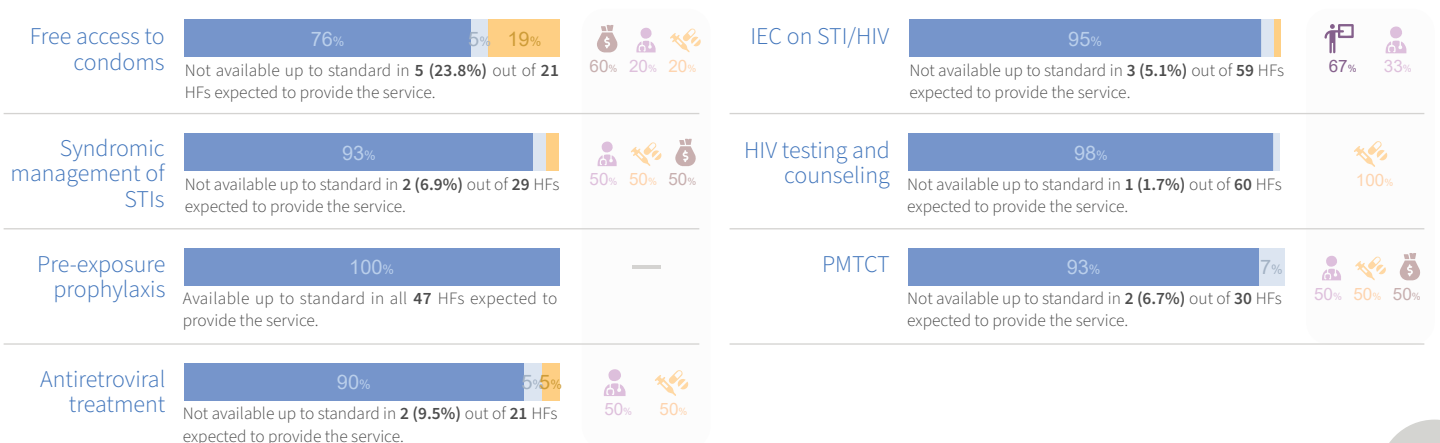
## Communicable diseases



## Sexual and reproductive health



### STI and HIV/AIDS



### Availability status

Available Partially available Not available

### Barriers for partial availability or non-availability.

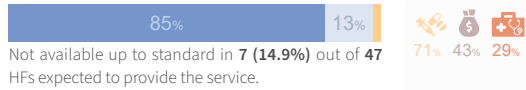
Lack of staff Lack of supplies Lack of financial resources  
Lack of training Lack of equipment

## Sexual and reproductive health (cont.)




### Maternal and newborn health

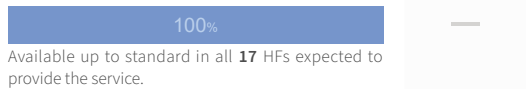
#### Family planning



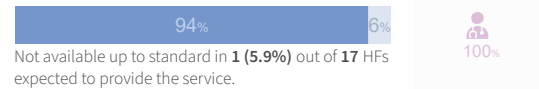
#### Antenatal care



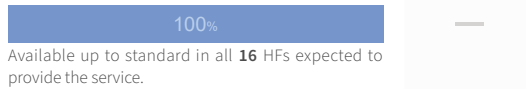
#### Skilled care during childbirth



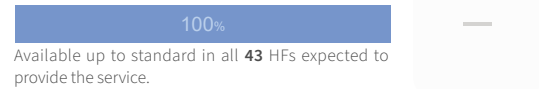
#### Basic Emergency Obstetric Care




#### Comprehensive Emergency Obstetric Care



#### Postpartum care

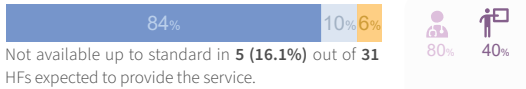


#### Comprehensive abortion care

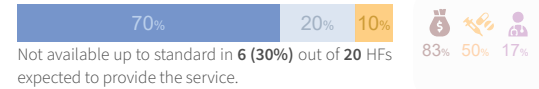


### Sexual violence

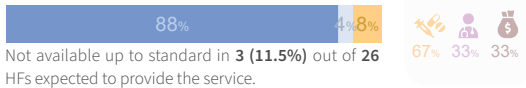
#### Clinical management of rape survivors



#### Emergency contraception

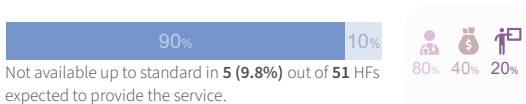


#### Post-exposure prophylaxis

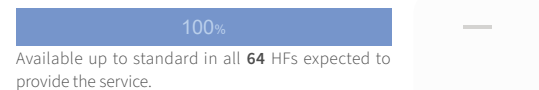


## Noncommunicable diseases and mental health

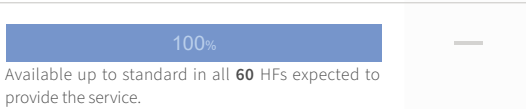
#### Promote self-care



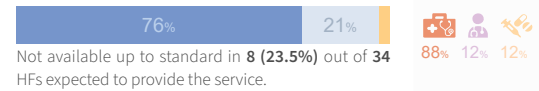
#### NCD Clinic



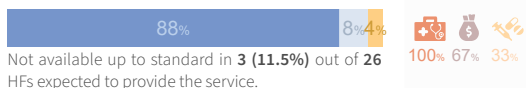
#### Asthma and Chronic Obstructive Pulmonary Disease



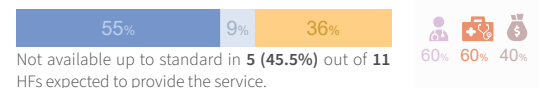
#### Availability of cancer diagnostics services



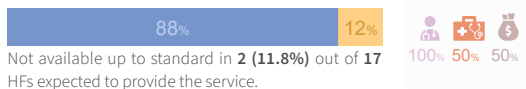
#### Primary cancer screening



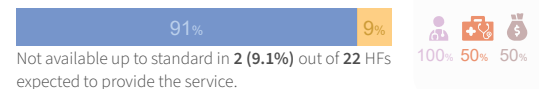
#### Availability of Mammography



#### Availability of Hysteroscopy



#### Availability of Esophagogastroduodenoscopy



### Availability status

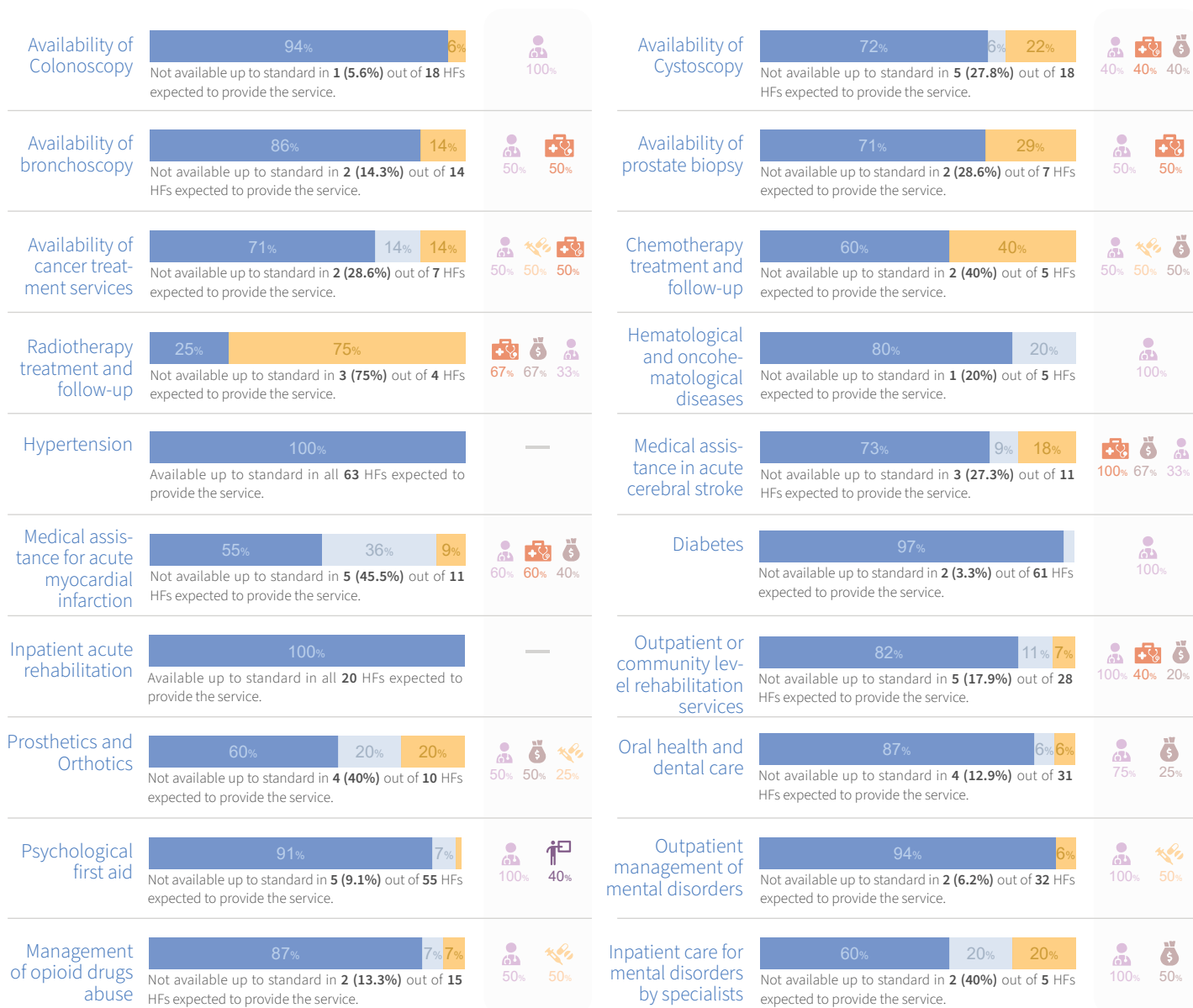
Available Partially available Not available

### Barriers for partial availability or non-availability.

Lack of staff Lack of supplies Lack of financial resources  
Lack of training Lack of equipment



## Noncommunicable diseases and mental health (cont.)



This analysis was produced based on the information reported into HeRAMS up to 27 August 2025 and while the deployment of HeRAMS, including data verification and validation, continue. Hence, this analysis is not final and is produced solely for the purposes of informing operations.

The designations employed and the presentation of the material in this report do not imply the expression of any opinion whatsoever on the part of WHO concerning the legal status of any country, territory, city, or area or of its authorities, or concerning the delimitation of its frontiers or boundaries. Dotted lines on maps represent approximate border lines for which there may not yet be full agreement.

### Notes:

1. Causes of non-functionality, basic amenity types, and barriers impeding service availability, were limited to the top three most frequently reported responses.
2. The analysis of barriers impeding service availability was limited to HFIs where the health service is not available up to standard.
3. The analysis of individual services was limited to HFIs expected to provide the specific service.



Data source: HeRAMS Ukraine  
Data accessed on: 27 August 2025  
Date report created: 30 October 2025  
Contact: [herams@who.int](mailto:herams@who.int)

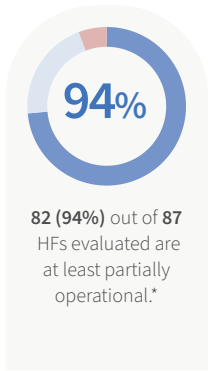




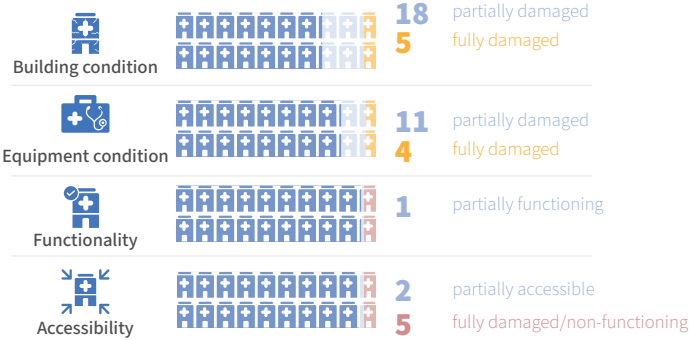
# HeRAMS Ukraine | Sumska

## SNAPSHOT AUGUST 2025

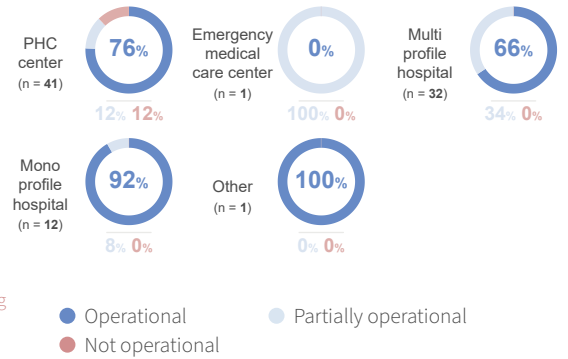
### OPERATIONAL STATUS



Out of 87 HF's\* evaluated.



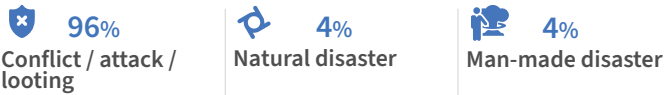
### HF by type



### MAIN CAUSES OF...

#### Building damage

The 3 primary causes of building damage reported by 18 partially damaged and 5 fully damaged HF's.



#### Equipment damage

The 3 primary causes of equipment damage reported by 11 partially damaged and 4 fully damaged HF's.



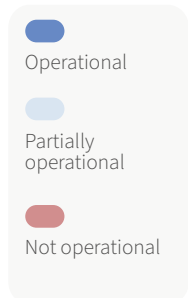
#### Functionality constraints

The 3 primary causes of functionality constraints reported by 1 partially functioning HF.



#### Accessibility constraints

The 2 primary causes of accessibility constraints reported by 2 partially accessible HF's.




\* The term health facility is an all-encompassing designation that includes all modalities of service delivery. Beyond traditional health facilities, this may include temporary structures or mobile clinics.

\*\* HF's reported as destroyed, non-functioning, or inaccessible are deemed unable to provide any health services, hence categorized as non-operational. Consequently, reporting ends upon confirmation of a HF's non-operational status.



Out of 82 HFIs partially and fully operational HFIs.



**Partner support types**

Out of 33 HFIs receiving major or partial support from partners.



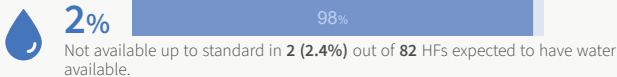
 **BASIC AMENITIES\***

Out of 82 HFIs partially and fully operational HFIs.

● Available ● Partially available ● Not available

**WASH**

**Water**

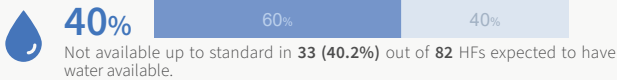


**Main water sources**

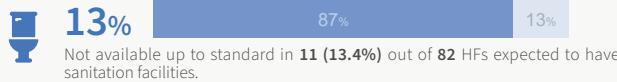
Out of 82 HFIs where water is at least partially available.



**Water storage**



**Sanitation facilities**



Out of 82 HFIs where sanitation facilities is at least partially available.

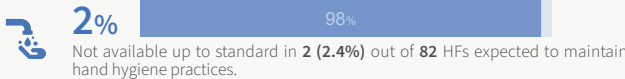
**Sanitation facilities types\***



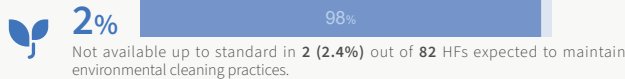
**Sanitation facilities accessibility\***



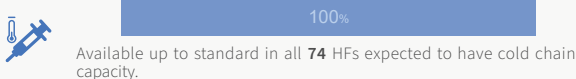
**Hand-hygiene facilities**



**Cleaning equipment**



**Cold chain**



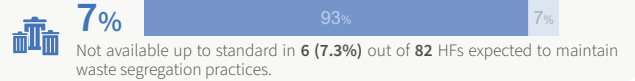
**Cold chain sources**

Out of 74 HFIs where cold chain is at least partially available.

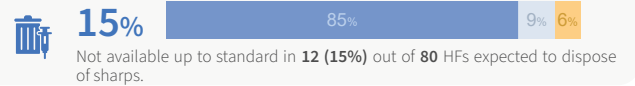


**Waste management**

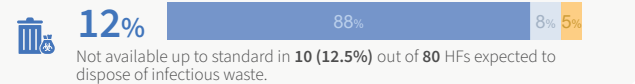
**Waste segregation**



**Final disposal of sharps**




**Final disposal of infectious waste**

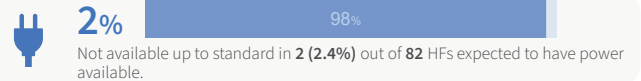


**Waste disposal methods**

Out of 76 HFIs where final disposal of sharps or infectious waste are at least partially available.



**Power**

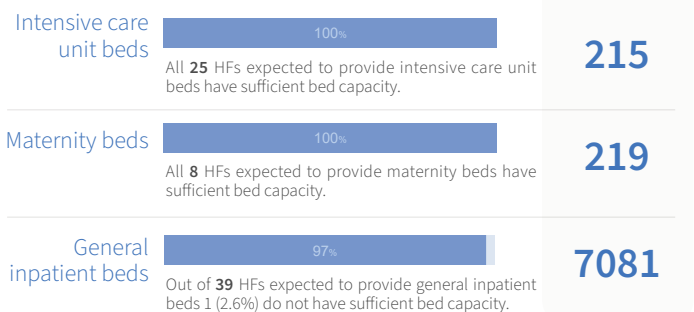


**Power sources**

Out of 82 HFIs where power is at least partially available.



**Inpatient bed capacity\***



**Main barriers\***

Out of 1 HFIs where inpatient bed capacity is not available up to standards.



\*Out of 82 HFIs. HFIs reported as destroyed, non-functioning, or inaccessible are considered unable to provide health services in their current state and are therefore excluded from this section.

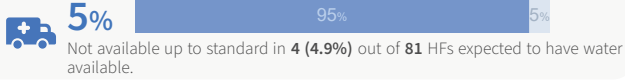


# BASIC AMENITIES\*

Out of 82 HFIs partially and fully operational HFIs.

● Available ● Partially available ● Not available

## Transportation of patients

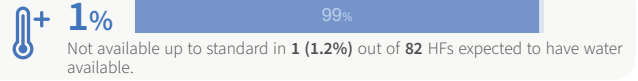


### Transportation types

Out of 81 HFIs where transportation of patients is at least partially available.



## Heating

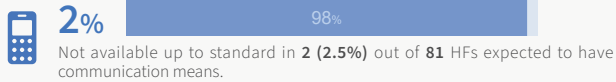


### Heating sources

Out of 82 HFIs where heating is at least partially available.



## Communications Equipment Sufficiency

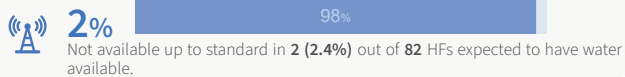


### Communication equipment types

Out of 81 HFIs where communication is at least partially available.



## Connectivity



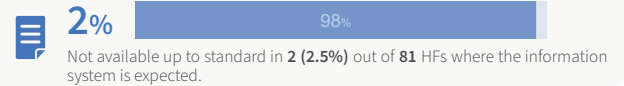
### Connectivity types

Out of 82 HFIs where connectivity is at least partially available.

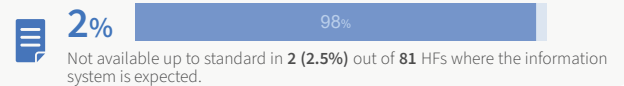


## Health information management systems

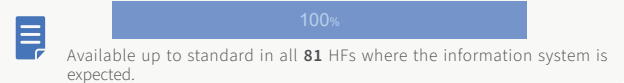
### eHealth



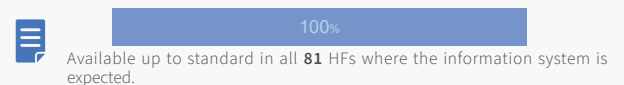
### Data entrance into the eHealth



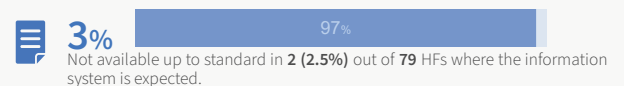
### Epidemiological Reports



### Activity Reports



### eHealth trainings to health staff

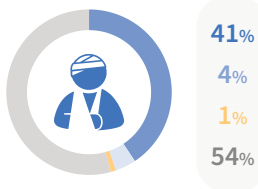


# ESSENTIAL HEALTH SERVICES\*

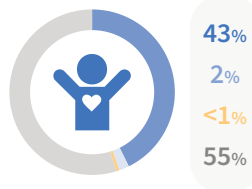
## Service domain overview

● Available ● Partially available ● Not available ● Not normally provided

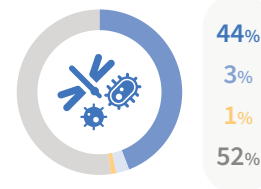
### General clinical and trauma care



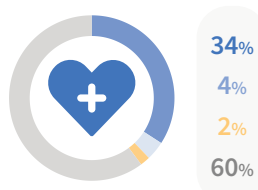
### Child health and nutrition



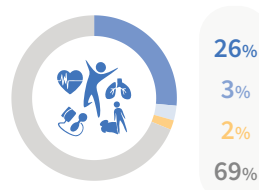
### Communicable diseases



### Sexual and reproductive health



### NCD and mental health



\*Out of 82 HFIs. HFIs reported as destroyed, non-functioning, or inaccessible are considered unable to provide health services in their current state and are therefore excluded from this section.



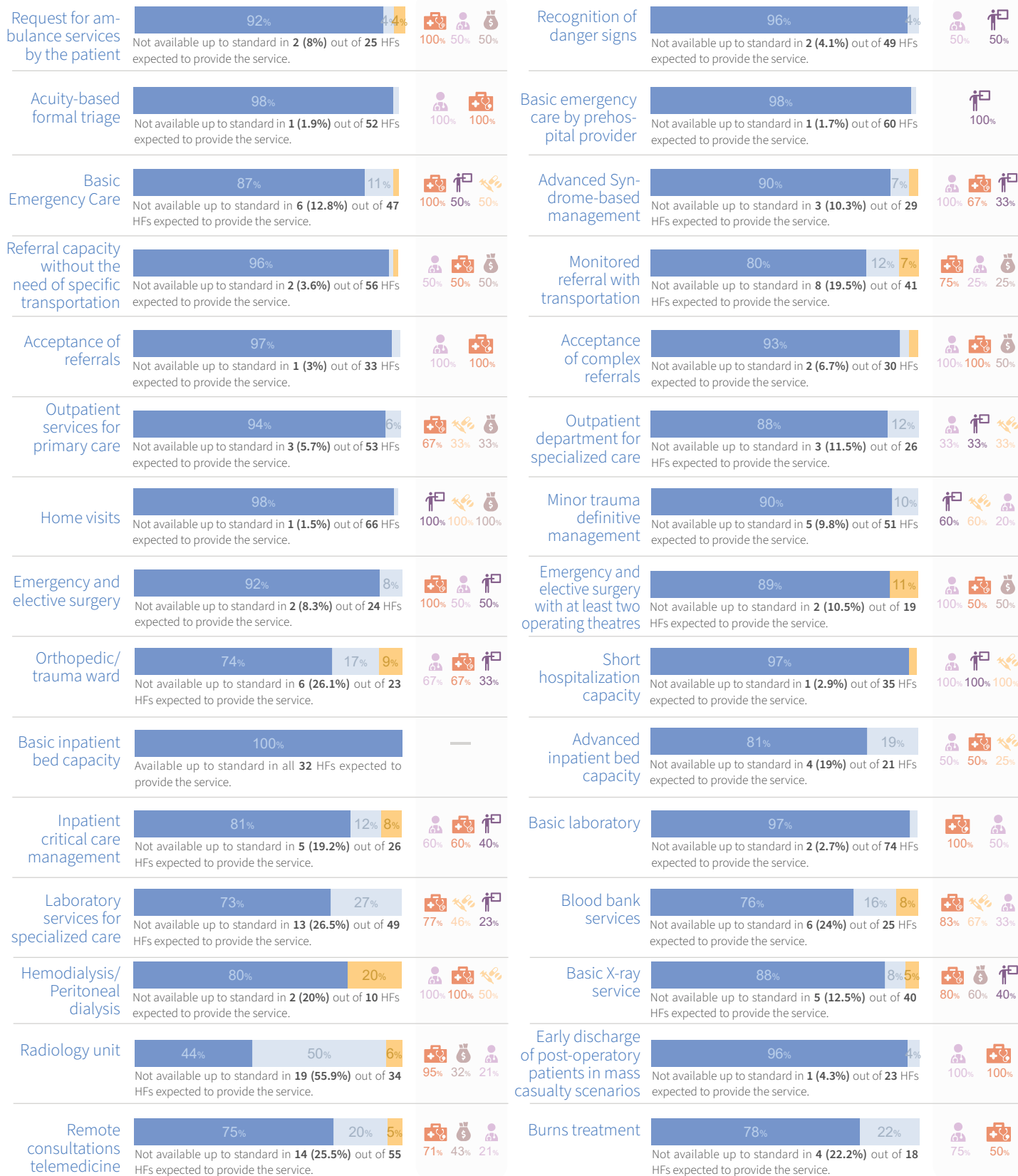
### Availability status

Available Partially available Not available

### Barriers for partial availability or non-availability.

Lack of staff Lack of supplies Lack of financial resources  
Lack of training Lack of equipment

## General clinical and emergency care



\* Out of 82 HF. HF reported as destroyed, non-functioning, or inaccessible are considered unable to provide health services in their current state and are therefore excluded from this section.

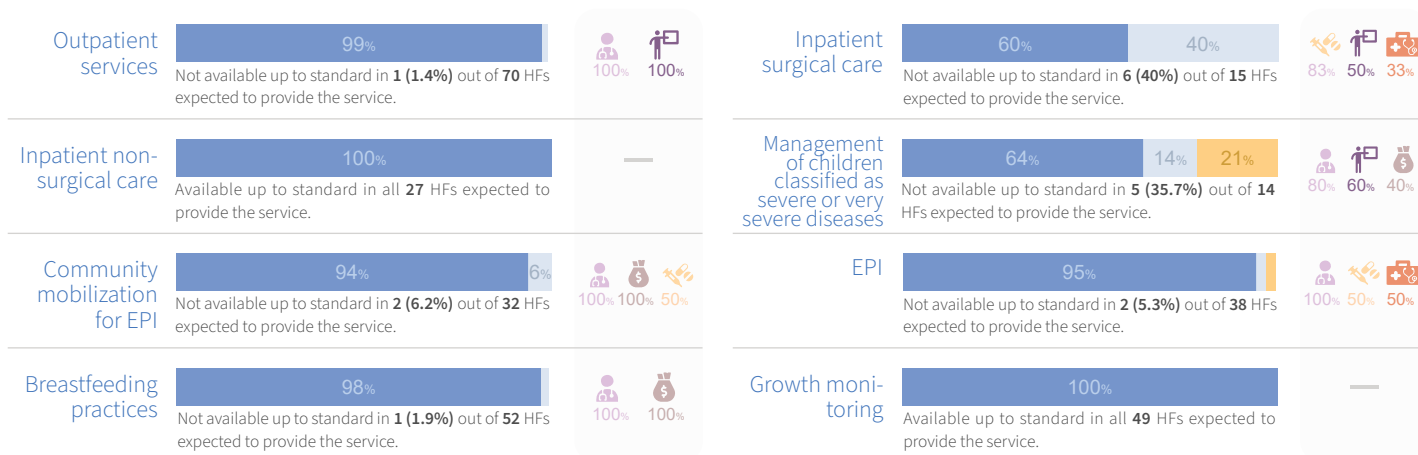
### Availability status

Available Partially available Not available

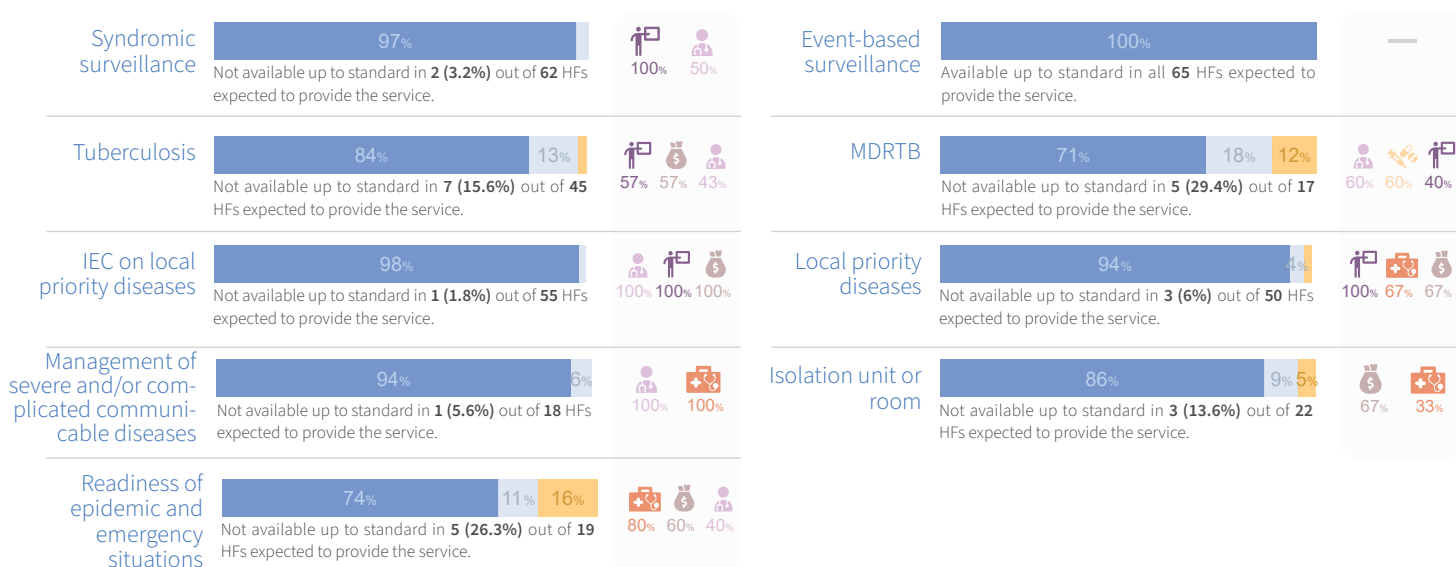
### Barriers for partial availability or non-availability.

Lack of staff Lack of supplies Lack of financial resources  
Lack of training Lack of equipment

## Child health and nutrition



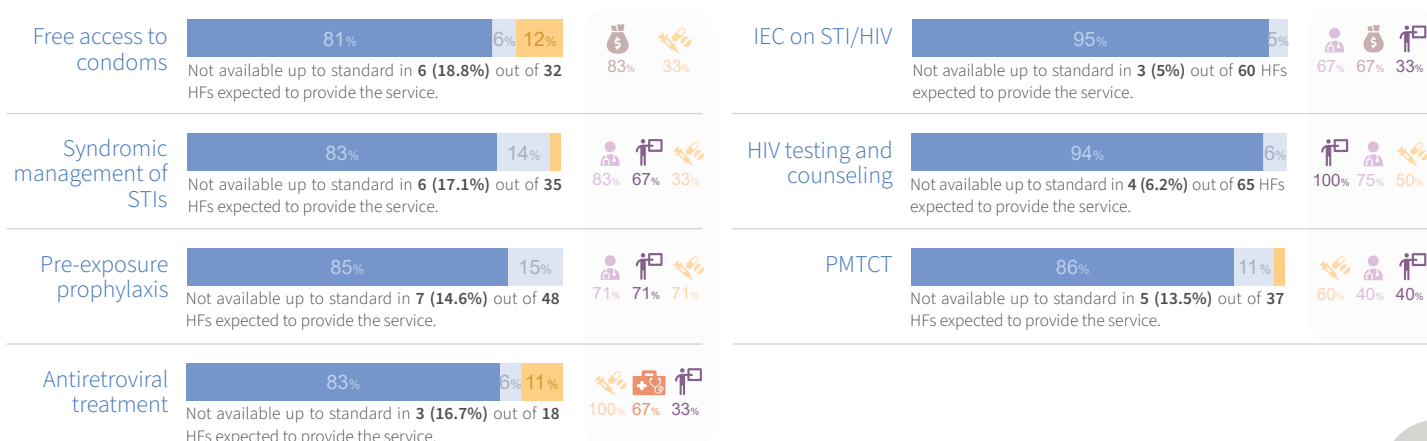
## Communicable diseases



## Sexual and reproductive health



### STI and HIV/AIDS



### Availability status

Available Partially available Not available

### Barriers for partial availability or non-availability.

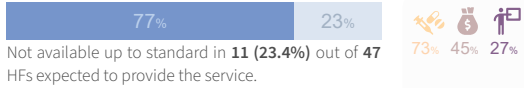
Lack of staff Lack of supplies Lack of financial resources  
Lack of training Lack of equipment

## Sexual and reproductive health (cont.)



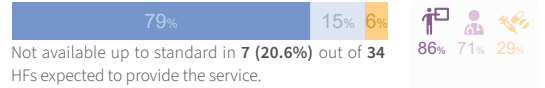
### Maternal and newborn health

#### Family planning



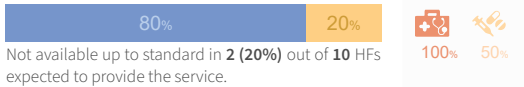
73% 45% 27%

#### Antenatal care



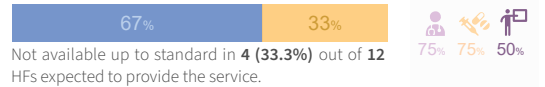
86% 71% 29%

#### Skilled care during childbirth



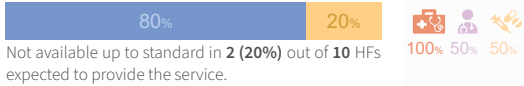
100% 50%

#### Basic Emergency Obstetric Care



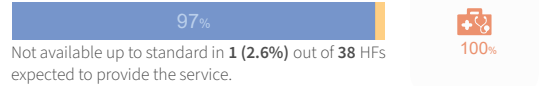
75% 75% 50%

#### Comprehensive Emergency Obstetric Care



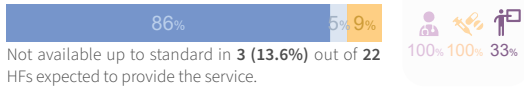
100% 50% 50%

#### Postpartum care



100%

#### Comprehensive abortion care

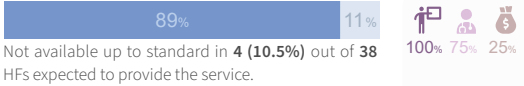


100% 100% 33%



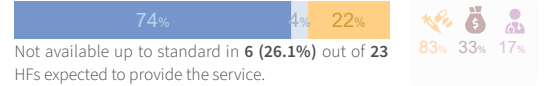
### Sexual violence

#### Clinical management of rape survivors



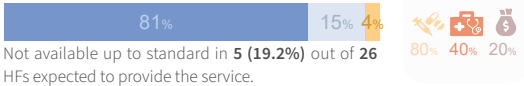
100% 75% 25%

#### Emergency contraception



83% 33% 17%

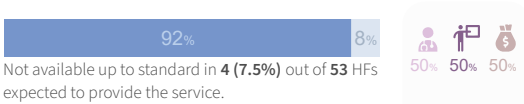
#### Post-exposure prophylaxis



80% 40% 20%

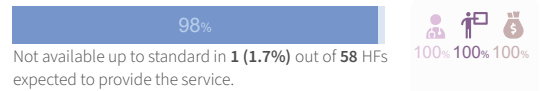
## Noncommunicable diseases and mental health

#### Promote self-care



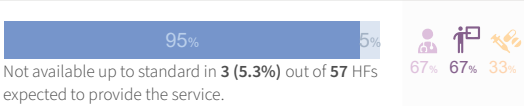
50% 50% 50%

#### NCD Clinic



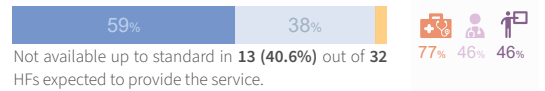
100% 100% 100%

#### Asthma and Chronic Obstructive Pulmonary Disease



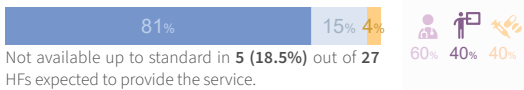
67% 67% 33%

#### Availability of cancer diagnostics services



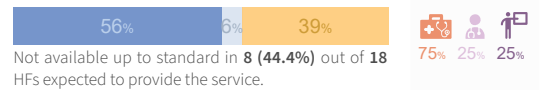
77% 46% 46%

#### Primary cancer screening



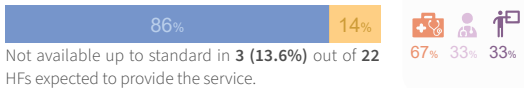
60% 40% 40%

#### Availability of Mammography



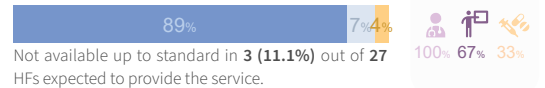
75% 25% 25%

#### Availability of Hysteroscopy



67% 33% 33%

#### Availability of Esophagogastroduodenoscopy



100% 67% 33%



## Availability status

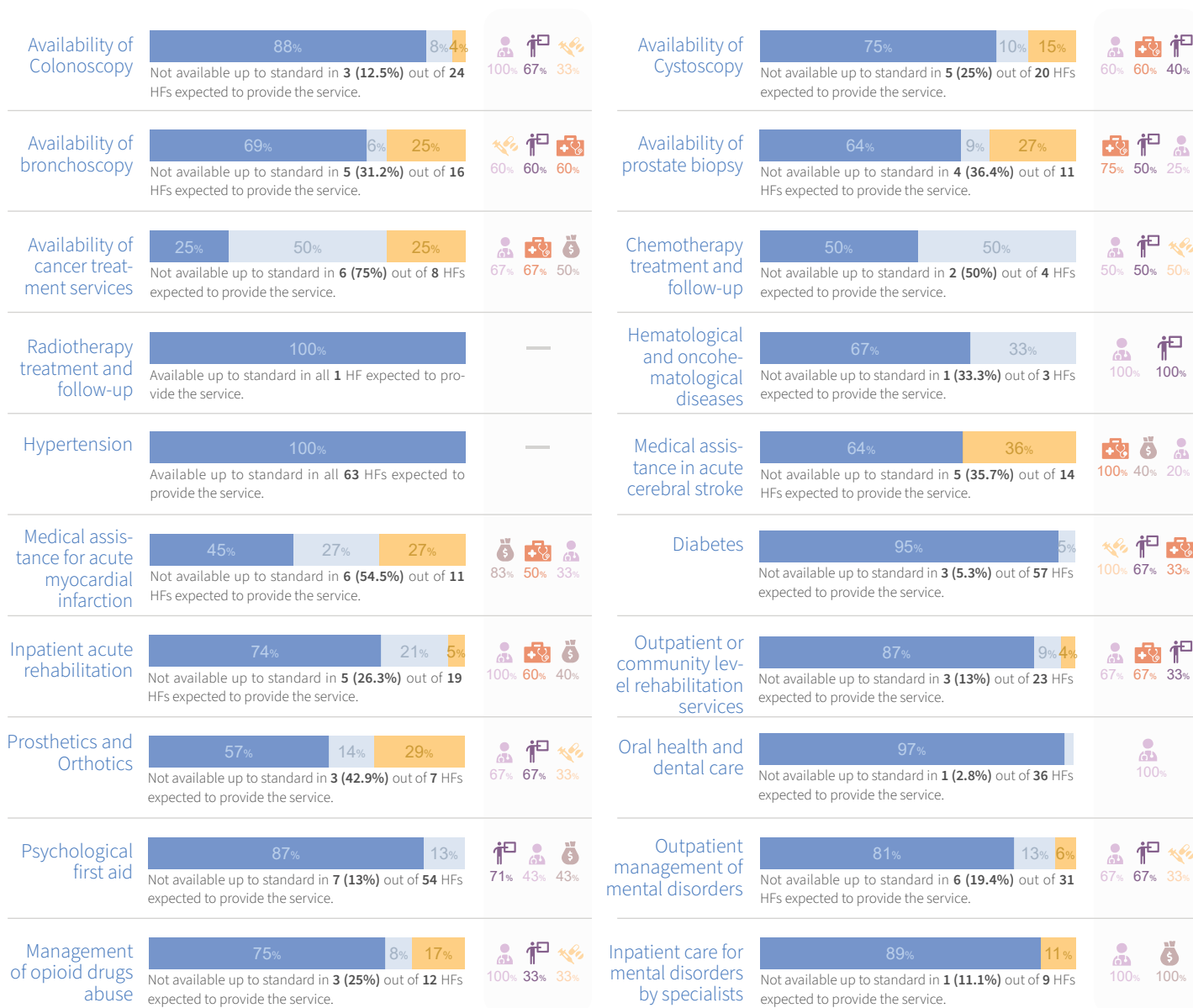
Available Partially available Not available

## Barriers for partial availability or non-availability.

Lack of staff Lack of supplies Lack of financial resources  
Lack of training Lack of equipment



## Noncommunicable diseases and mental health (cont.)



This analysis was produced based on the information reported into HeRAMS up to 27 August 2025 and while the deployment of HeRAMS, including data verification and validation, continue. Hence, this analysis is not final and is produced solely for the purposes of informing operations.

The designations employed and the presentation of the material in this report do not imply the expression of any opinion whatsoever on the part of WHO concerning the legal status of any country, territory, city, or area or of its authorities, or concerning the delimitation of its frontiers or boundaries. Dotted lines on maps represent approximate border lines for which there may not yet be full agreement.

### Notes:

1. Causes of non-functionality, basic amenity types, and barriers impeding service availability, were limited to the top three most frequently reported responses.
2. The analysis of barriers impeding service availability was limited to HF's where the health service is not available up to standard.
3. The analysis of individual services was limited to HF's expected to provide the specific service.



Data source: HeRAMS Ukraine  
Data accessed on: 27 August 2025  
Date report created: 30 October 2025  
Contact: [herams@who.int](mailto:herams@who.int)

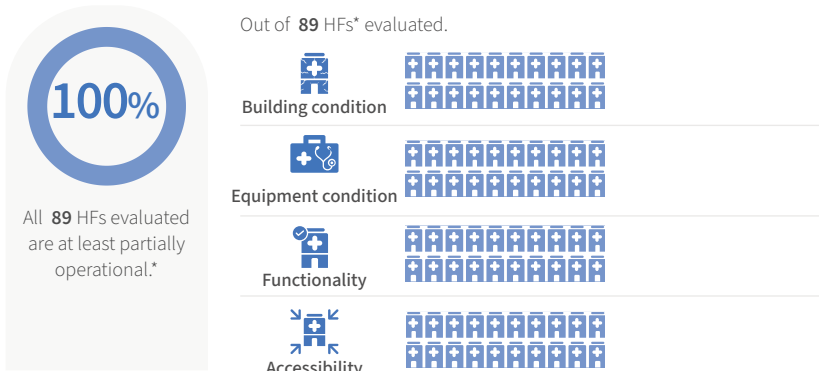




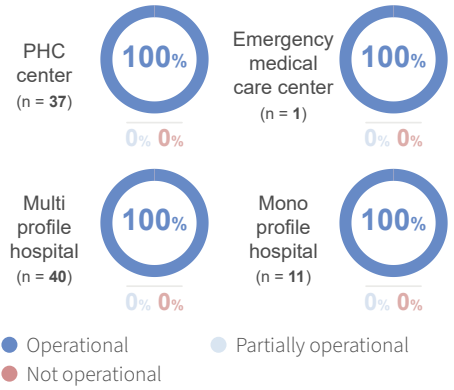
# HeRAMS Ukraine | Ternopilska

## SNAPSHOT AUGUST 2025

### OPERATIONAL STATUS



### HF by type




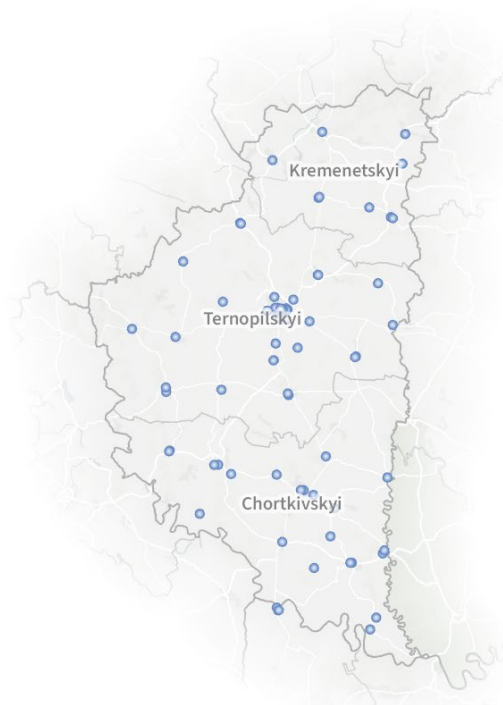
### MAIN CAUSES OF...

**Building damage**  
No building damage reported.

**Equipment damage**  
No equipment damage reported.

**Functionality constraints**  
No functionality constraints reported.

**Accessibility constraints**  
No accessibility constraints reported.



\* The term health facility is an all-encompassing designation that includes all modalities of service delivery. Beyond traditional health facilities, this may include temporary structures or mobile clinics.

\*\* HF<sup>s</sup> reported as destroyed, non-functioning, or inaccessible are deemed unable to provide any health services, hence categorized as non-operational. Consequently, reporting ends upon confirmation of a HF's non-operational status.



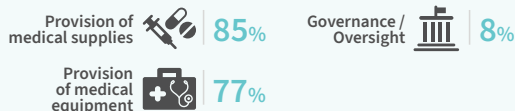
## Partner support

Out of 89 HFIs partially and fully operational HFIs.



### Partner support types

Out of 13 HFIs receiving major or partial support from partners.



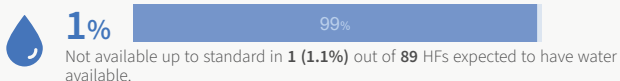
## BASIC AMENITIES\*

Out of 89 HFIs partially and fully operational HFIs.

● Available ● Partially available ● Not available

### WASH

#### Water

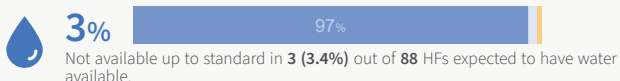


#### Main water sources

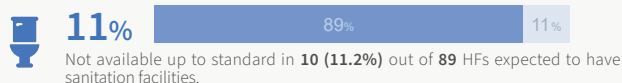
Out of 89 HFIs where water is at least partially available.



#### Water storage



#### Sanitation facilities



Out of 89 HFIs where sanitation facilities is at least partially available.

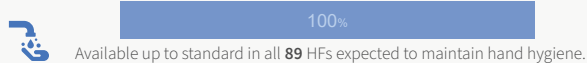
#### Sanitation facilities types\*



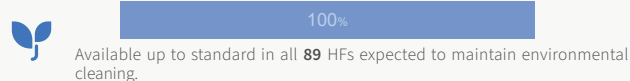
#### Sanitation facilities accessibility\*



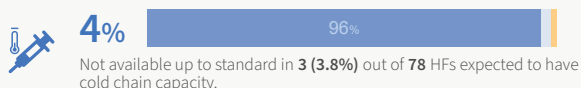
#### Hand-hygiene facilities



#### Cleaning equipment



### Cold chain



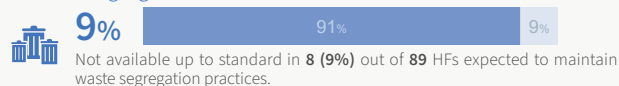
#### Cold chain sources

Out of 77 HFIs where cold chain is at least partially available.

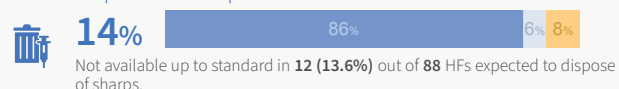


### Waste management

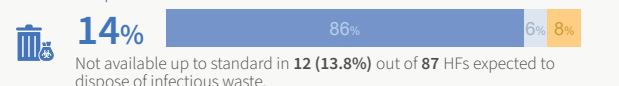
#### Waste segregation



#### Final disposal of sharps

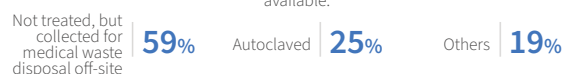


#### Final disposal of infectious waste

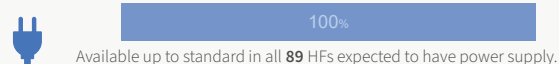


#### Waste disposal methods

Out of 80 HFIs where final disposal of sharps or infectious waste are at least partially available.



### Power

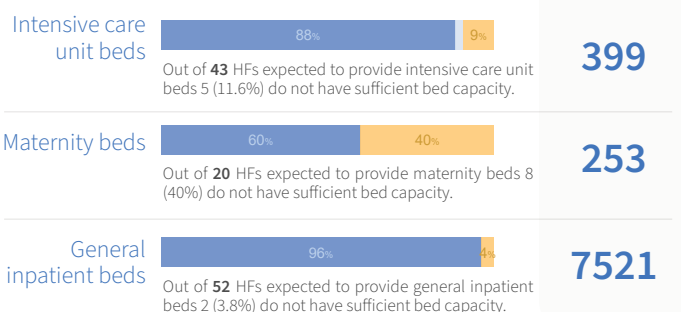


#### Power sources

Out of 89 HFIs where power is at least partially available.



### Inpatient bed capacity\*



#### Main barriers\*

Out of 9 HFIs where inpatient bed capacity is not available up to standards.



\*Out of 89 HFIs. HFIs reported as destroyed, non-functioning, or inaccessible are considered unable to provide health services in their current state and are therefore excluded from this section.

# BASIC AMENITIES\*

Out of 89 HFIs partially and fully operational HFIs.

● Available ● Partially available ● Not available

## Transportation of patients



6%



Not available up to standard in 5 (5.6%) out of 89 HFIs expected to have water available.

### Transportation types

Out of 86 HFIs where transportation of patients is at least partially available.

Car 81% Ambulance 43% Off-road vehicle 20%

## Heating



1%



Not available up to standard in 1 (1.1%) out of 89 HFIs expected to have water available.

### Heating sources

Out of 89 HFIs where heating is at least partially available.

Autonomous heating with boiler room 74% Public centralized heating 34% Autonomous electric heating 17%

## Communications Equipment Sufficiency



3%



Not available up to standard in 3 (3.4%) out of 89 HFIs expected to have communication means.

### Communication equipment types

Out of 89 HFIs where communication is at least partially available.

Internet/mobile data 94% Computer 87% Mobile phone 61%

## Connectivity



100%

Available up to standard in all 89 HFIs expected to have water supply.

### Connectivity types

Out of 89 HFIs where connectivity is at least partially available.

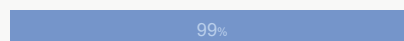
Landline 98% Mobile data 46% Satellite 11%

## Health information management systems

### eHealth



1%



Not available up to standard in 1 (1.1%) out of 89 HFIs where the information system is expected.

### Data entrance into the eHealth



100%

Available up to standard in all 89 HFIs where the information system is expected.

### Epidemiological Reports



2%



Not available up to standard in 2 (2.3%) out of 86 HFIs where the information system is expected.

### Activity Reports



100%

Available up to standard in all 89 HFIs where the information system is expected.

### eHealth trainings to health staff



100%

Available up to standard in all 89 HFIs where the information system is expected.

# ESSENTIAL HEALTH SERVICES\*

## Service domain overview

● Available ● Partially available ● Not available ● Not normally provided

### General clinical and trauma care



46%  
4%  
<1%  
49%

### Child health and nutrition



49%  
3%  
<1%  
48%

### Communicable diseases



51%  
3%  
1%  
44%

### Sexual and reproductive health



34%  
3%  
1%  
61%

### NCD and mental health



29%  
2%  
2%  
67%

\*Out of 89 HFIs. HFIs reported as destroyed, non-functioning, or inaccessible are considered unable to provide health services in their current state and are therefore excluded from this section.



### Availability status

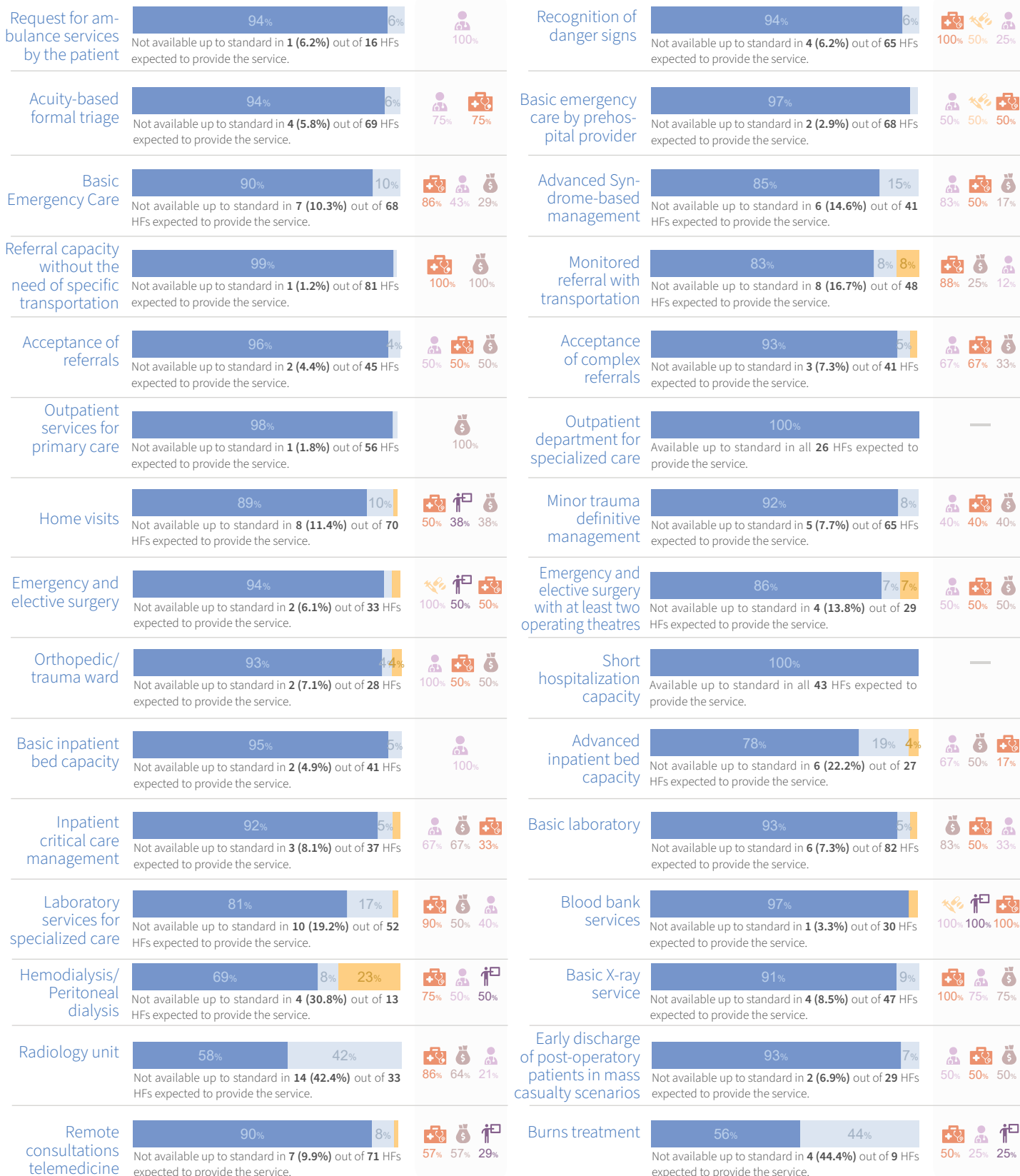
Available Partially available Not available

### Barriers for partial availability or non-availability.

Lack of staff Lack of supplies Lack of financial resources  
Lack of training Lack of equipment



## General clinical and emergency care



\* Out of 89 HF. HF reported as destroyed, non-functioning, or inaccessible are considered unable to provide health services in their current state and are therefore excluded from this section.



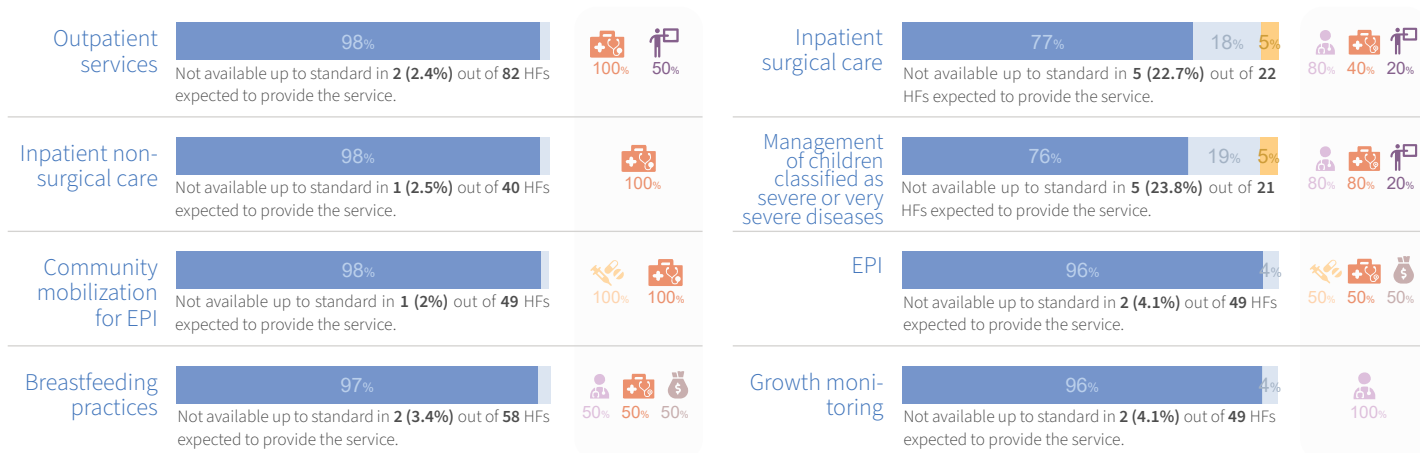
### Availability status

Available Partially available Not available

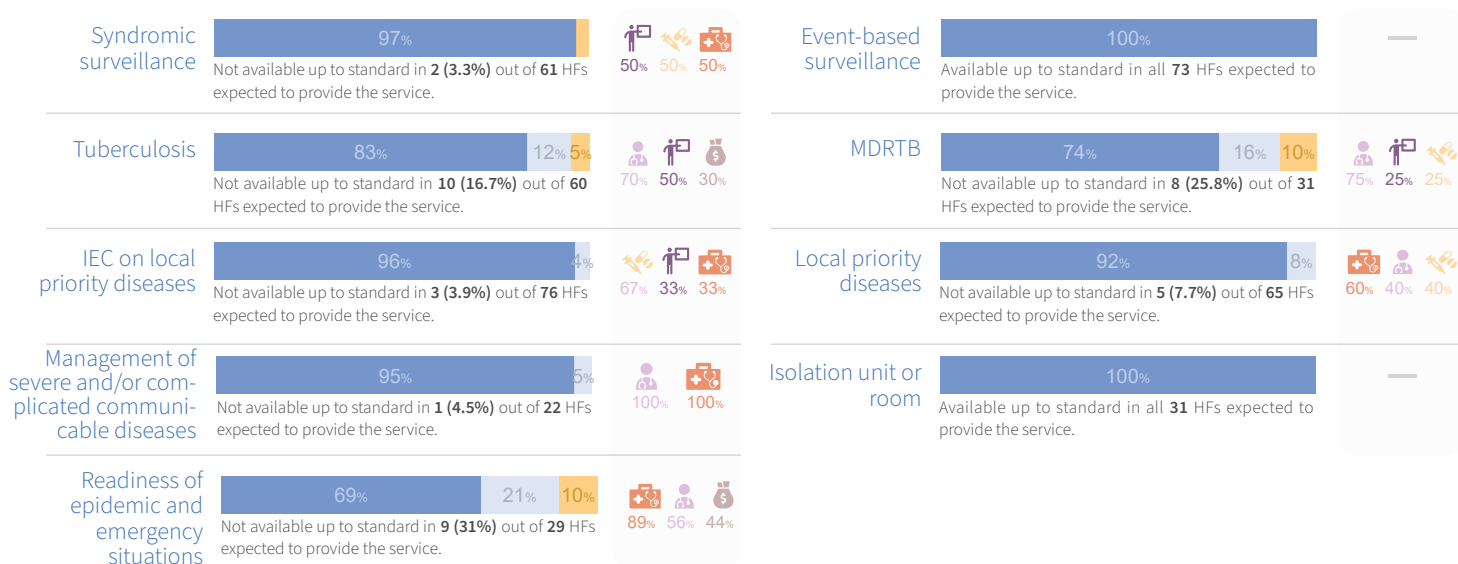
### Barriers for partial availability or non-availability.

Lack of staff Lack of supplies Lack of financial resources  
Lack of training Lack of equipment

## Child health and nutrition

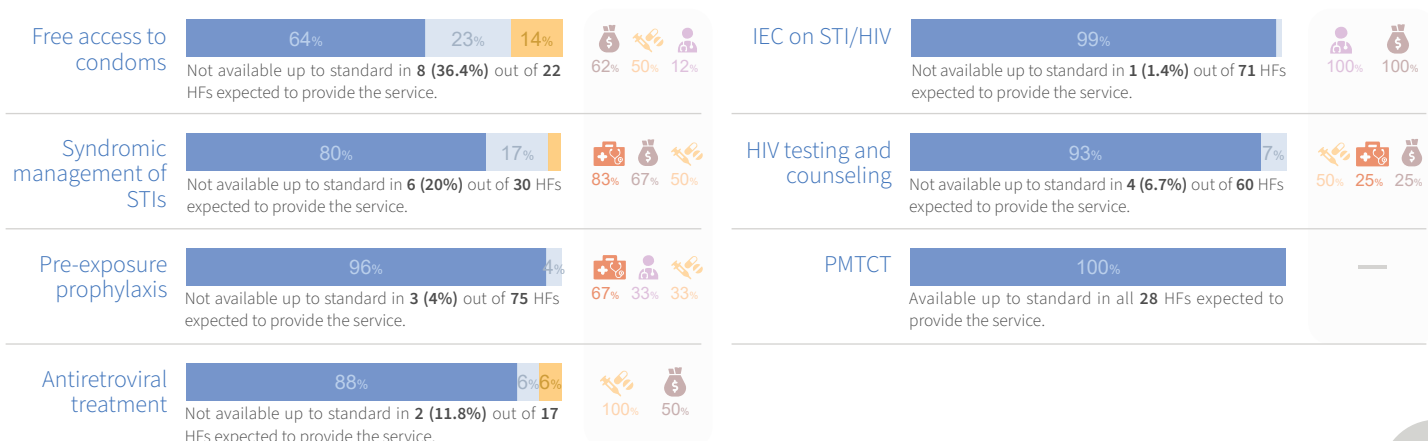


## Communicable diseases



## Sexual and reproductive health

### STI and HIV/AIDS



### Availability status

Available Partially available Not available

### Barriers for partial availability or non-availability.

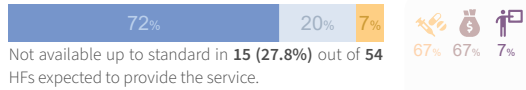
Lack of staff Lack of supplies Lack of financial resources  
Lack of training Lack of equipment

## Sexual and reproductive health (cont.)



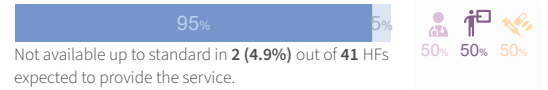
### Maternal and newborn health

#### Family planning



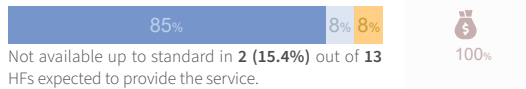
Lack of supplies 67%  
Lack of financial resources 67%  
Lack of training 7%

#### Antenatal care



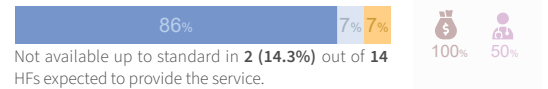
Lack of staff 50%  
Lack of training 50%  
Lack of supplies 50%

#### Skilled care during childbirth



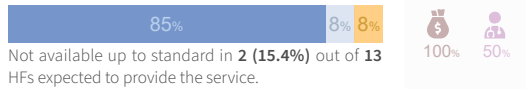
Lack of financial resources 100%

#### Basic Emergency Obstetric Care



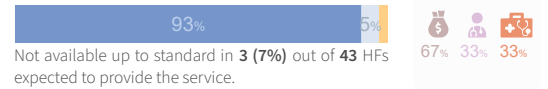
Lack of financial resources 100%  
Lack of staff 50%

#### Comprehensive Emergency Obstetric Care




Lack of financial resources 100%  
Lack of staff 50%

#### Postpartum care



Lack of financial resources 67%  
Lack of staff 33%  
Lack of equipment 33%

#### Comprehensive abortion care

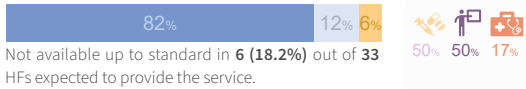


Lack of supplies 100%  
Lack of financial resources 100%



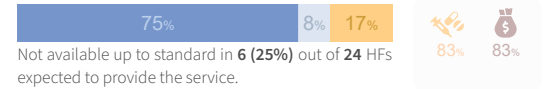
### Sexual violence

#### Clinical management of rape survivors



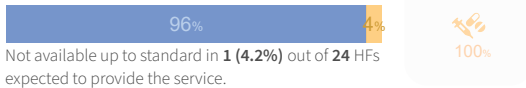
Lack of supplies 50%  
Lack of training 50%  
Lack of equipment 17%

#### Emergency contraception



Lack of supplies 83%  
Lack of financial resources 83%

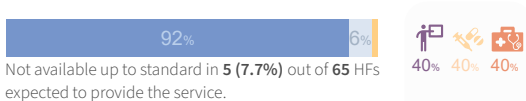
#### Post-exposure prophylaxis



Lack of supplies 100%

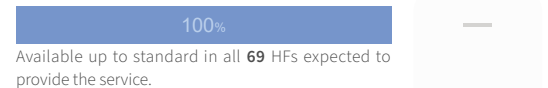
## Noncommunicable diseases and mental health

#### Promote self-care

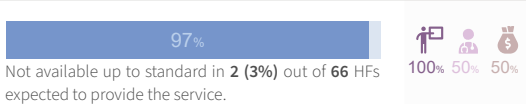


Lack of training 40%  
Lack of supplies 40%  
Lack of equipment 40%

#### NCD Clinic

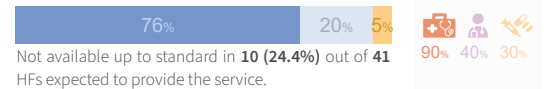


#### Asthma and Chronic Obstructive Pulmonary Disease



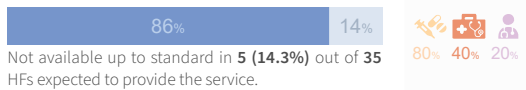
Lack of training 100%  
Lack of staff 50%  
Lack of financial resources 50%

#### Availability of cancer diagnostics services



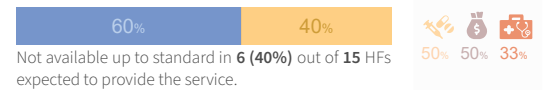
Lack of equipment 90%  
Lack of staff 40%  
Lack of supplies 30%

#### Primary cancer screening



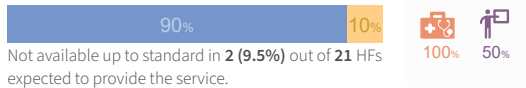
Lack of supplies 80%  
Lack of financial resources 40%  
Lack of staff 20%

#### Availability of Mammography



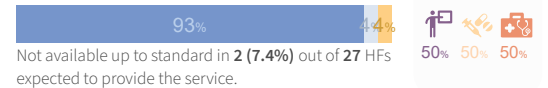
Lack of supplies 50%  
Lack of financial resources 50%  
Lack of equipment 33%

#### Availability of Hysteroscopy



Lack of equipment 100%  
Lack of training 50%

#### Availability of Esophagogastroduodenoscopy



Lack of training 50%  
Lack of supplies 50%  
Lack of equipment 50%



## Availability status

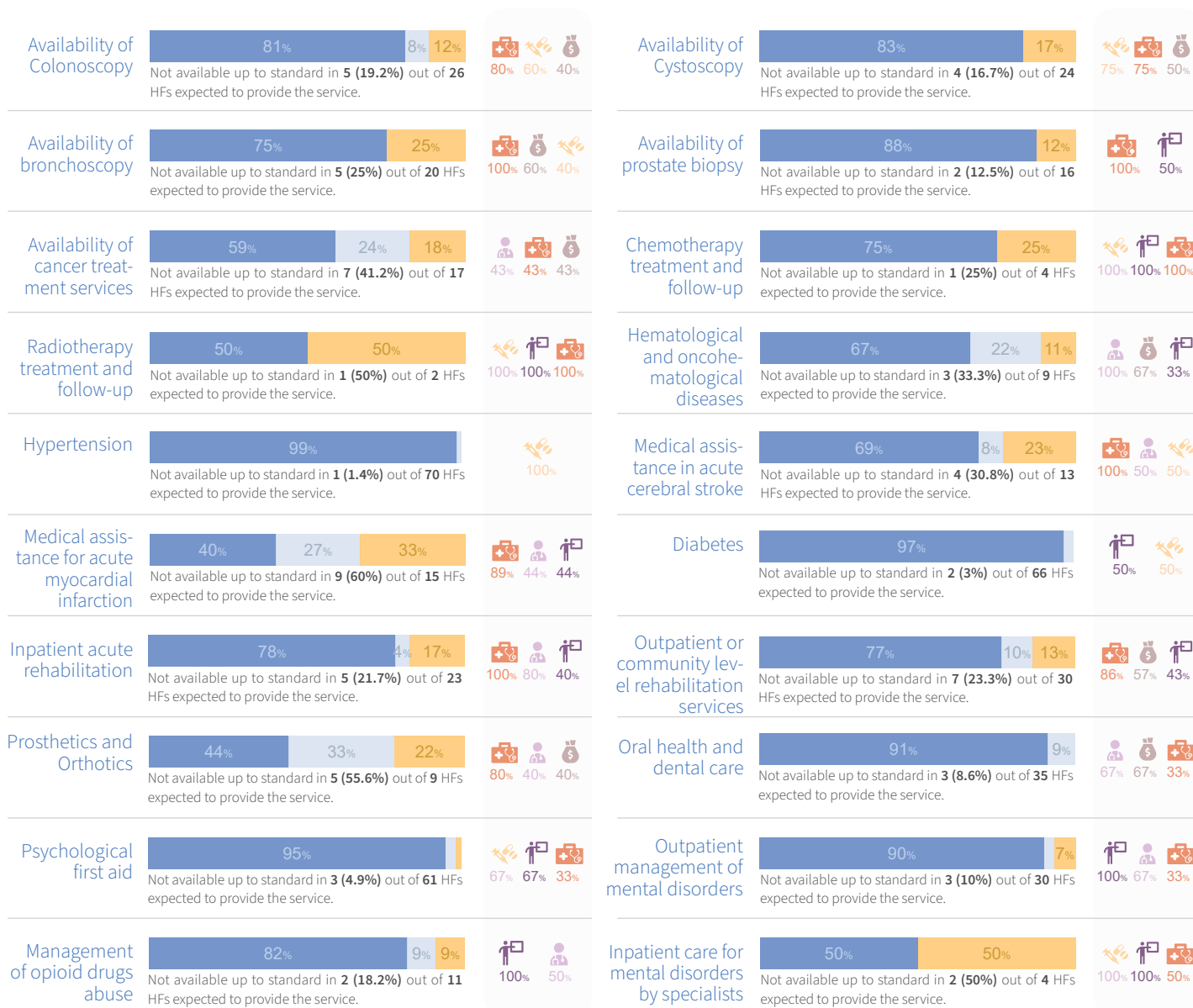
Available Partially available Not available

## Barriers for partial availability or non-availability.

Lack of staff Lack of supplies Lack of financial resources  
Lack of training Lack of equipment



## Noncommunicable diseases and mental health (cont.)



This analysis was produced based on the information reported into HeRAMS up to 27 August 2025 and while the deployment of HeRAMS, including data verification and validation, continue. Hence, this analysis is not final and is produced solely for the purposes of informing operations.

The designations employed and the presentation of the material in this report do not imply the expression of any opinion whatsoever on the part of WHO concerning the legal status of any country, territory, city, or area or of its authorities, or concerning the delimitation of its frontiers or boundaries. Dotted lines on maps represent approximate border lines for which there may not yet be full agreement.

### Notes:

1. Causes of non-functionality, basic amenity types, and barriers impeding service availability, were limited to the top three most frequently reported responses.
2. The analysis of barriers impeding service availability was limited to HFs where the health service is not available up to standard.
3. The analysis of individual services was limited to HFs expected to provide the specific service.



Data source: HeRAMS Ukraine  
Data accessed on: 27 August 2025  
Date report created: 30 October 2025  
Contact: [herams@who.int](mailto:herams@who.int)

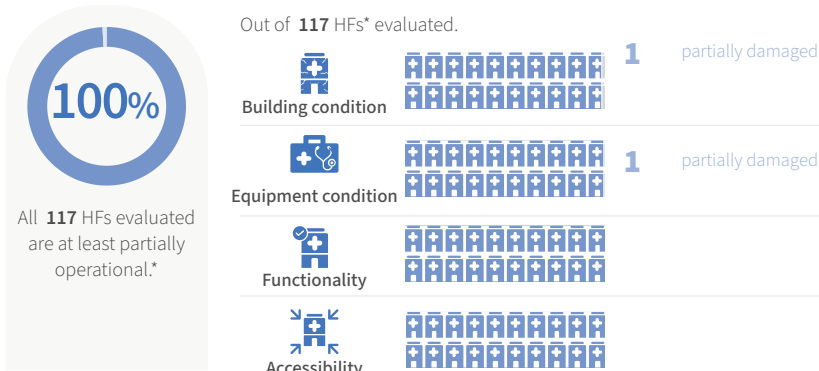




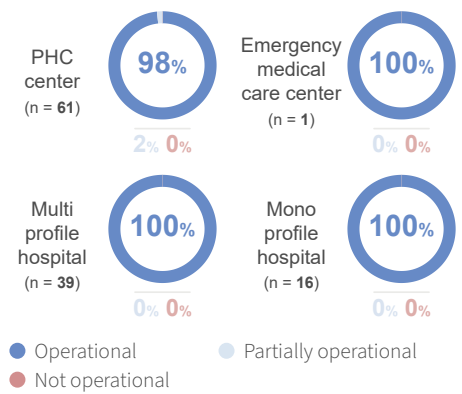
# HeRAMS Ukraine | Vinnytska

## SNAPSHOT AUGUST 2025

### OPERATIONAL STATUS



### HF by type



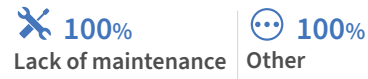
### MAIN CAUSES OF...

**Building damage**  
The primary cause of building damage reported by 1 partially damaged HF.


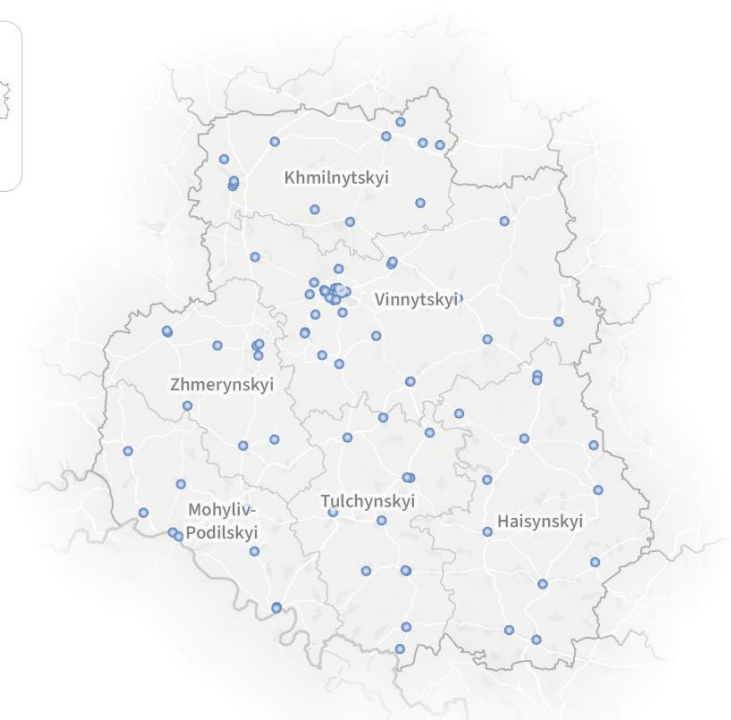


**Functionality constraints**  
No functionality constraints reported.

**Equipment damage**  
The 2 primary causes of equipment damage reported by 1 partially damaged HF.

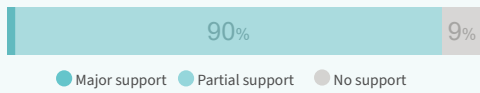


**Accessibility constraints**  
No accessibility constraints reported.



\* The term health facility is an all-encompassing designation that includes all modalities of service delivery. Beyond traditional health facilities, this may include temporary structures or mobile clinics.  
\*\* HFs reported as destroyed, non-functioning, or inaccessible are deemed unable to provide any health services, hence categorized as non-operational. Consequently, reporting ends upon confirmation of a HF's non-operational status.

Out of 117 HF partially and fully operational HF.



**Partner support types**

Out of 107 HF receiving major or partial support from partners.



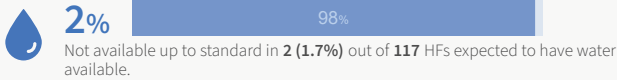
 **BASIC AMENITIES\***

Out of 117 HF partially and fully operational HF.

● Available ● Partially available ● Not available

**WASH**

**Water**

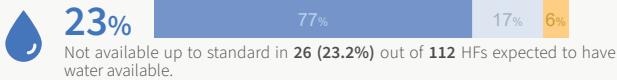


**Main water sources**

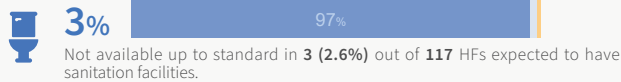
Out of 117 HF where water is at least partially available.



**Water storage**



**Sanitation facilities**



Out of 116 HF where sanitation facilities is at least partially available.

**Sanitation facilities types\***



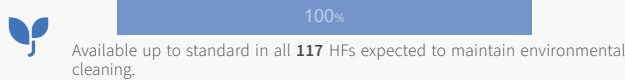
**Sanitation facilities accessibility\***



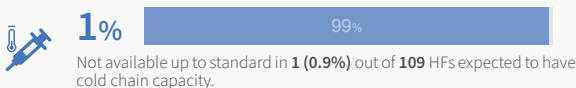
**Hand-hygiene facilities**



**Cleaning equipment**



**Cold chain**



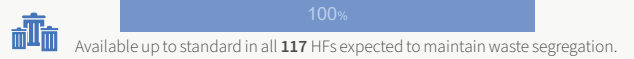
**Cold chain sources**

Out of 109 HF where cold chain is at least partially available.

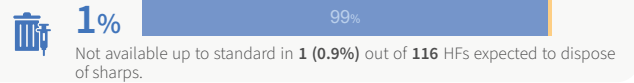


**Waste management**

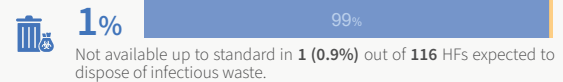
**Waste segregation**



**Final disposal of sharps**

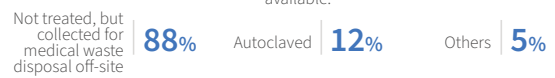


**Final disposal of infectious waste**

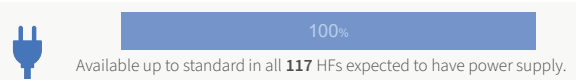


**Waste disposal methods**

Out of 115 HF where final disposal of sharps or infectious waste are at least partially available.



**Power**



**Power sources**

Out of 117 HF where power is at least partially available.



**Inpatient bed capacity\***

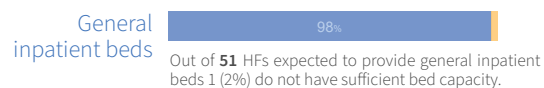


**Number of available beds**

**642**



**192**



**8466**

**Main barriers\***

Out of 1 HF where inpatient bed capacity is not available up to standards.



\*Out of 117 HF. HF reported as destroyed, non-functioning, or inaccessible are considered unable to provide health services in their current state and are therefore excluded from this section.



# BASIC AMENITIES\*

Out of 117 HFIs partially and fully operational HFIs.

● Available ● Partially available ● Not available

## Transportation of patients



100%

Available up to standard in all 116 HFIs expected to have water supply.

### Transportation types

Out of 116 HFIs where transportation of patients is at least partially available.

Car | 97% | Ambulance | 35% | Off-road vehicle | 15%

## Heating



1%

99%

Not available up to standard in 1 (0.9%) out of 117 HFIs expected to have water available.

### Heating sources

Out of 117 HFIs where heating is at least partially available.

Autonomous heating with boiler room | 59% | Public centralized heating | 43% | Autonomous electric heating | 10%

## Communications Equipment Sufficiency



100%

Available up to standard in all 117 HFIs expected to have means of communication.

### Communication equipment types

Out of 117 HFIs where communication is at least partially available.

Internet/mobile data | 97% | Computer | 93% | Telephone | 55%

## Connectivity



1%

99%

Not available up to standard in 1 (0.9%) out of 117 HFIs expected to have water available.

### Connectivity types

Out of 117 HFIs where connectivity is at least partially available.

Landline | 97% | Mobile data | 38% | Satellite | 18%

## Health information management systems

### eHealth



100%

Available up to standard in all 117 HFIs where the information system is expected.

### Data entrance into the eHealth



100%

Available up to standard in all 117 HFIs where the information system is expected.

### Epidemiological Reports



100%

Available up to standard in all 113 HFIs where the information system is expected.

### Activity Reports



100%

Available up to standard in all 117 HFIs where the information system is expected.

### eHealth trainings to health staff



100%

Available up to standard in all 117 HFIs where the information system is expected.

# ESSENTIAL HEALTH SERVICES\*

## Service domain overview

● Available ● Partially available ● Not available ● Not normally provided

### General clinical and trauma care



### Child health and nutrition



### Communicable diseases



### Sexual and reproductive health



### NCD and mental health



\*Out of 117 HFIs. HFIs reported as destroyed, non-functioning, or inaccessible are considered unable to provide health services in their current state and are therefore excluded from this section.



### Availability status

Available Partially available Not available

### Barriers for partial availability or non-availability.

Lack of staff Lack of supplies Lack of financial resources  
Lack of training Lack of equipment

## General clinical and emergency care

Request for ambulance services by the patient	100%	—	Available up to standard in all <b>20</b> HFs expected to provide the service.
Acuity-based formal triage	100%	—	Available up to standard in all <b>101</b> HFs expected to provide the service.
Basic Emergency Care	100%	—	Available up to standard in all <b>69</b> HFs expected to provide the service.
Referral capacity without the need of specific transportation	100%	—	Available up to standard in all <b>104</b> HFs expected to provide the service.
Acceptance of referrals	100%	—	Available up to standard in all <b>44</b> HFs expected to provide the service.
Outpatient services for primary care	100%	—	Available up to standard in all <b>79</b> HFs expected to provide the service.
Home visits	100%	—	Available up to standard in all <b>93</b> HFs expected to provide the service.
Emergency and elective surgery	100%	—	Available up to standard in all <b>34</b> HFs expected to provide the service.
Orthopedic/trauma ward	96%	4%	Not available up to standard in <b>1 (3.6%)</b> out of <b>28</b> HFs expected to provide the service.
Basic inpatient bed capacity	100%	—	Available up to standard in all <b>43</b> HFs expected to provide the service.
Inpatient critical care management	100%	—	Available up to standard in all <b>38</b> HFs expected to provide the service.
Laboratory services for specialized care	98%	100%	Not available up to standard in <b>1 (1.8%)</b> out of <b>55</b> HFs expected to provide the service.
Hemodialysis/Peritoneal dialysis	75%	25%	Not available up to standard in <b>1 (25%)</b> out of <b>4</b> HFs expected to provide the service.
Radiology unit	92%	8%	Not available up to standard in <b>3 (8.3%)</b> out of <b>36</b> HFs expected to provide the service.
Remote consultations telemedicine	98%	50%	Not available up to standard in <b>2 (1.9%)</b> out of <b>105</b> HFs expected to provide the service.
Recognition of danger signs	100%	—	Available up to standard in all <b>101</b> HFs expected to provide the service.
Basic emergency care by pre-hospital provider	100%	—	Available up to standard in all <b>108</b> HFs expected to provide the service.
Advanced Syndrome-based management	100%	—	Available up to standard in all <b>36</b> HFs expected to provide the service.
Monitored referral with transportation	100%	—	Available up to standard in all <b>54</b> HFs expected to provide the service.
Acceptance of complex referrals	100%	—	Available up to standard in all <b>37</b> HFs expected to provide the service.
Outpatient department for specialized care	100%	—	Available up to standard in all <b>25</b> HFs expected to provide the service.
Minor trauma definitive management	99%	100%	Not available up to standard in <b>1 (1.2%)</b> out of <b>83</b> HFs expected to provide the service.
Emergency and elective surgery with at least two operating theatres	100%	—	Available up to standard in all <b>26</b> HFs expected to provide the service.
Short hospitalization capacity	100%	—	Available up to standard in all <b>43</b> HFs expected to provide the service.
Advanced inpatient bed capacity	100%	—	Available up to standard in all <b>30</b> HFs expected to provide the service.
Basic laboratory	100%	—	Available up to standard in all <b>109</b> HFs expected to provide the service.
Blood bank services	97%	100%	Not available up to standard in <b>1 (3.2%)</b> out of <b>31</b> HFs expected to provide the service.
Basic X-ray service	98%	100%	Not available up to standard in <b>1 (1.8%)</b> out of <b>57</b> HFs expected to provide the service.
Early discharge of post-operative patients in mass casualty scenarios	100%	—	Available up to standard in all <b>29</b> HFs expected to provide the service.
Burns treatment	92%	8%	Not available up to standard in <b>2 (7.7%)</b> out of <b>26</b> HFs expected to provide the service.

\* Out of **117** HFs. HFs reported as destroyed, non-functioning, or inaccessible are considered unable to provide health services in their current state and are therefore excluded from this section.

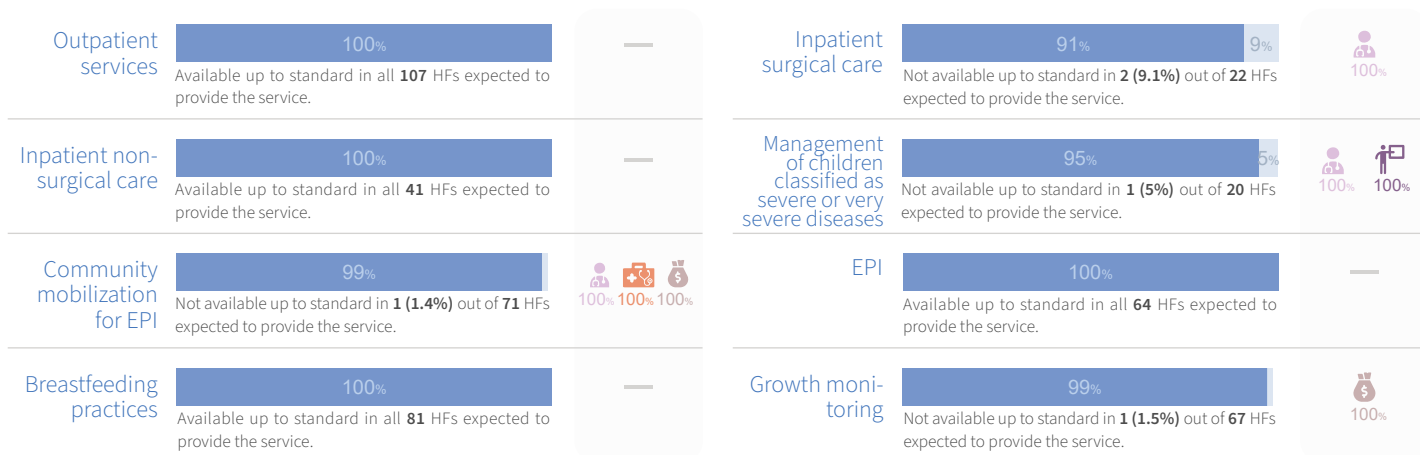
### Availability status

Available Partially available Not available

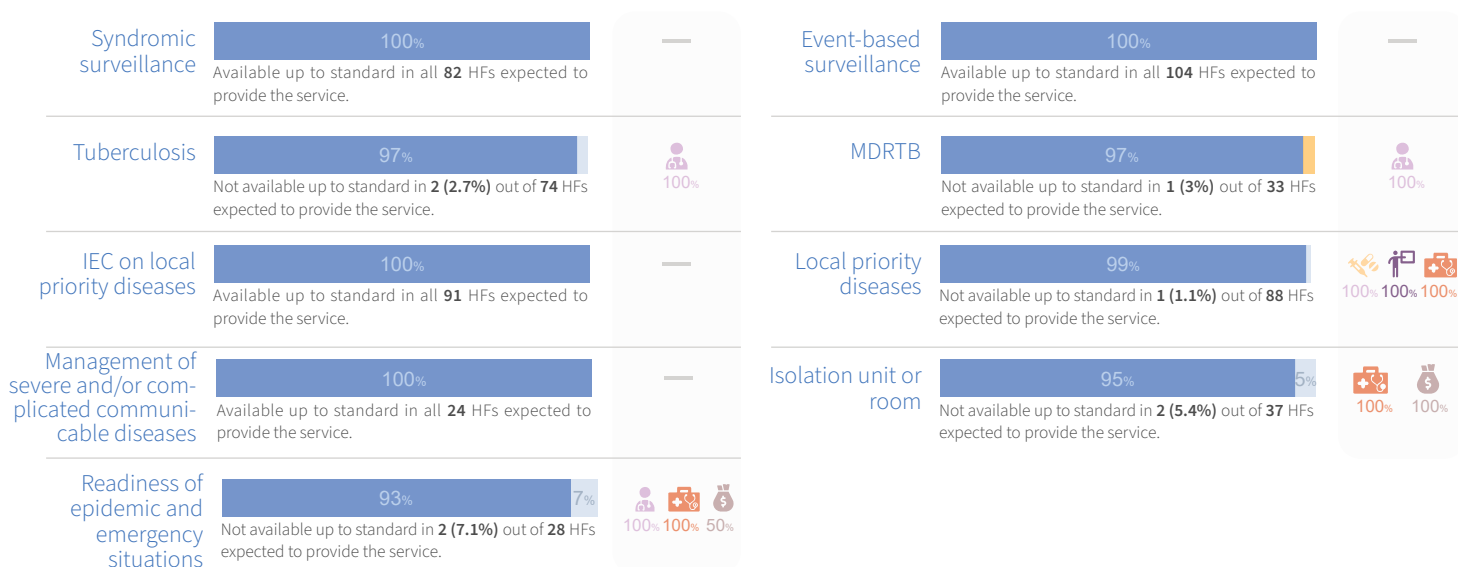
### Barriers for partial availability or non-availability.

Lack of staff Lack of supplies Lack of financial resources  
Lack of training Lack of equipment

## Child health and nutrition



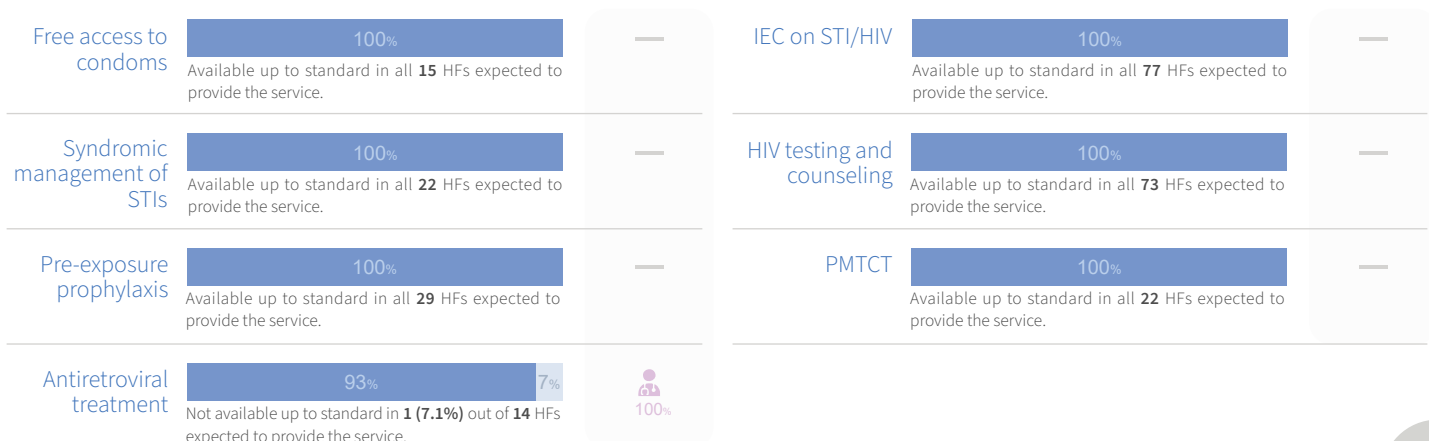
## Communicable diseases



## Sexual and reproductive health



### STI and HIV/AIDS



### Availability status

Available Partially available Not available

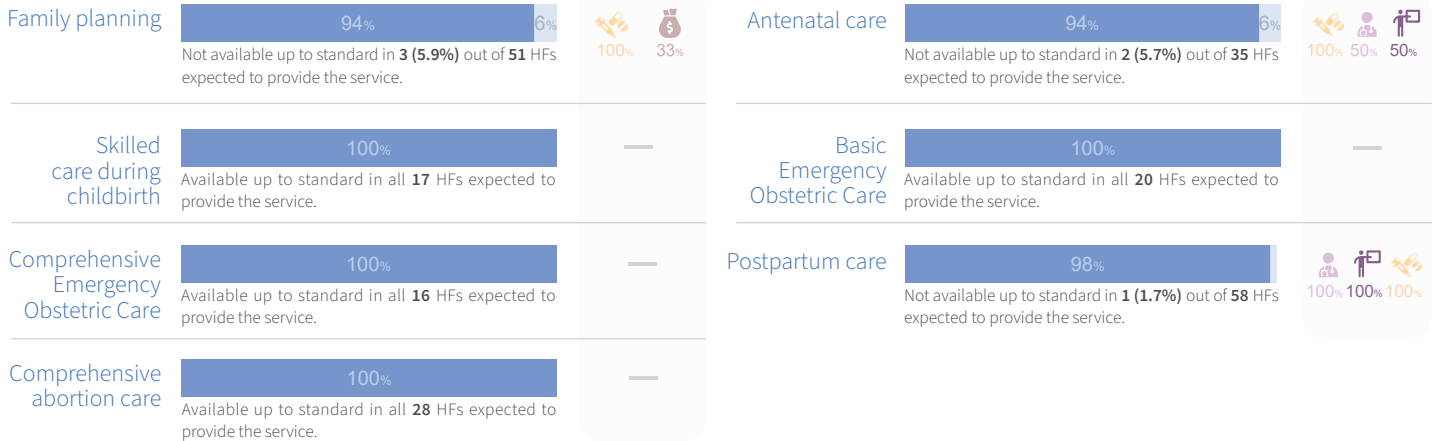
### Barriers for partial availability or non-availability.

Lack of staff Lack of supplies Lack of financial resources  
Lack of training Lack of equipment

## Sexual and reproductive health (cont.)



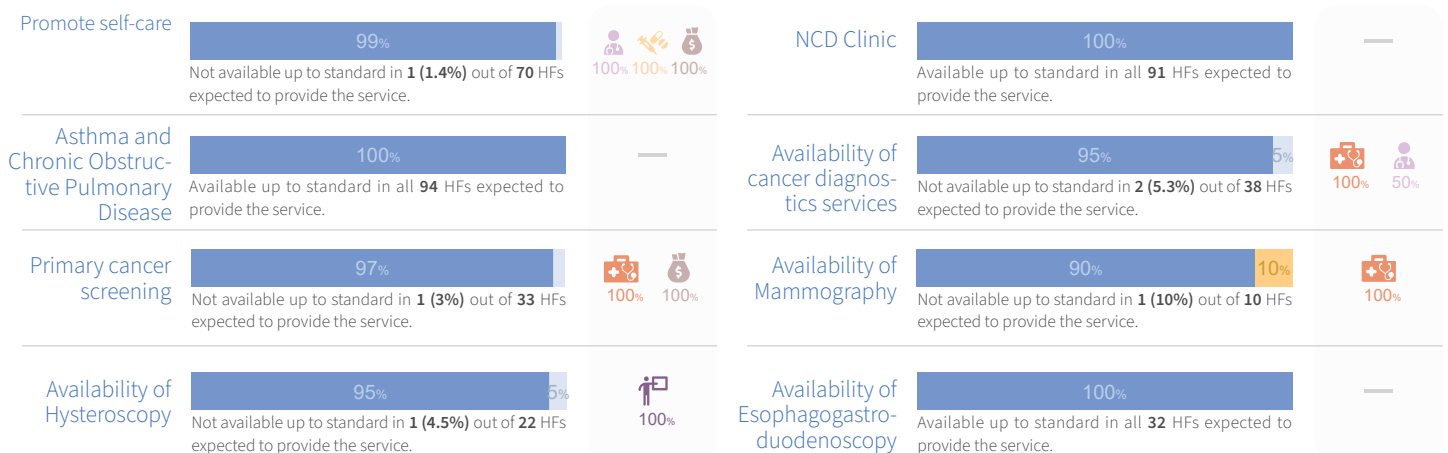
### Maternal and newborn health



### Sexual violence



## Noncommunicable diseases and mental health



### Availability status

Available Partially available Not available

### Barriers for partial availability or non-availability.

Lack of staff Lack of supplies Lack of financial resources  
Lack of training Lack of equipment



## Noncommunicable diseases and mental health (cont.)

<p>Availability of Colonoscopy</p> <p>100%</p> <p>Available up to standard in all <b>23</b> HFs expected to provide the service.</p>	—
<p>Availability of bronchoscopy</p> <p>94% 6%</p> <p>Not available up to standard in <b>1 (5.9%)</b> out of <b>17</b> HFs expected to provide the service.</p> <p>100%</p>	—
<p>Availability of cancer treatment services</p> <p>100%</p> <p>Available up to standard in all <b>4</b> HFs expected to provide the service.</p>	—
<p>Radiotherapy treatment and follow-up</p> <p>100%</p> <p>Available up to standard in all <b>1</b> HF expected to provide the service.</p>	—
<p>Hypertension</p> <p>100%</p> <p>Available up to standard in all <b>97</b> HFs expected to provide the service.</p>	—
<p>Medical assistance for acute myocardial infarction</p> <p>67% 33%</p> <p>Not available up to standard in <b>2 (33.3%)</b> out of <b>6</b> HFs expected to provide the service.</p> <p>100% 100% 50%</p>	—
<p>Inpatient acute rehabilitation</p> <p>100%</p> <p>Available up to standard in all <b>26</b> HFs expected to provide the service.</p>	—
<p>Prosthetics and Orthotics</p> <p>80% 20%</p> <p>Not available up to standard in <b>1 (20%)</b> out of <b>5</b> HFs expected to provide the service.</p> <p>100%</p>	—
<p>Psychological first aid</p> <p>97%</p> <p>Not available up to standard in <b>2 (3.2%)</b> out of <b>63</b> HFs expected to provide the service.</p> <p>100% 50%</p>	—
<p>Management of opioid drugs abuse</p> <p>100%</p> <p>Available up to standard in all <b>19</b> HFs expected to provide the service.</p>	—
<p>Availability of Cystoscopy</p> <p>100%</p> <p>Available up to standard in all <b>21</b> HFs expected to provide the service.</p>	—
<p>Availability of prostate biopsy</p> <p>100%</p> <p>Available up to standard in all <b>2</b> HFs expected to provide the service.</p>	—
<p>Chemotherapy treatment and follow-up</p> <p>100%</p> <p>Available up to standard in all <b>2</b> HFs expected to provide the service.</p>	—
<p>Hematological and oncohematological diseases</p> <p>100%</p> <p>Available up to standard in all <b>2</b> HFs expected to provide the service.</p>	—
<p>Medical assistance in acute cerebral stroke</p> <p>90% 10%</p> <p>Not available up to standard in <b>1 (10%)</b> out of <b>10</b> HFs expected to provide the service.</p> <p>100% 100%</p>	—
<p>Diabetes</p> <p>100%</p> <p>Available up to standard in all <b>94</b> HFs expected to provide the service.</p>	—
<p>Outpatient or community level rehabilitation services</p> <p>100%</p> <p>Available up to standard in all <b>23</b> HFs expected to provide the service.</p>	—
<p>Oral health and dental care</p> <p>100%</p> <p>Available up to standard in all <b>34</b> HFs expected to provide the service.</p>	—
<p>Outpatient management of mental disorders</p> <p>97%</p> <p>Not available up to standard in <b>1 (2.9%)</b> out of <b>35</b> HFs expected to provide the service.</p> <p>100%</p>	—
<p>Inpatient care for mental disorders by specialists</p> <p>75% 25%</p> <p>Not available up to standard in <b>1 (25%)</b> out of <b>4</b> HFs expected to provide the service.</p> <p>100% 100% 100%</p>	—

This analysis was produced based on the information reported into HeRAMS up to 27 August 2025 and while the deployment of HeRAMS, including data verification and validation, continue. Hence, this analysis is not final and is produced solely for the purposes of informing operations.

The designations employed and the presentation of the material in this report do not imply the expression of any opinion whatsoever on the part of WHO concerning the legal status of any country, territory, city, or area or of its authorities, or concerning the delimitation of its frontiers or boundaries. Dotted lines on maps represent approximate border lines for which there may not yet be full agreement.

### Notes:

- Causes of non-functionality, basic amenity types, and barriers impeding service availability, were limited to the top three most frequently reported responses.
- The analysis of barriers impeding service availability was limited to HFs where the health service is not available up to standard.
- The analysis of individual services was limited to HFs expected to provide the specific service.



Data source: HeRAMS Ukraine  
Data accessed on: 27 August 2025  
Date report created: 30 October 2025  
Contact: [herams@who.int](mailto:herams@who.int)

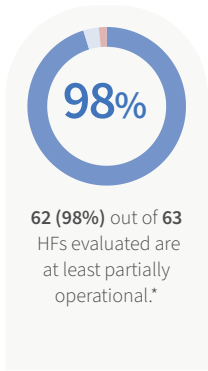





# HeRAMS Ukraine | Volynska

## SNAPSHOT AUGUST 2025

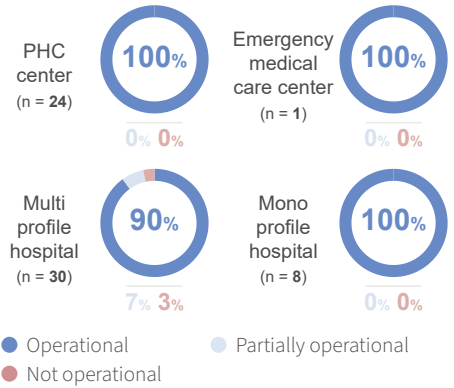
### OPERATIONAL STATUS



Out of 63 HFs\* evaluated.



### HF by type



### MAIN CAUSES OF...

#### Building damage

The 2 primary causes of building damage reported by 2 partially damaged HFs.



#### Equipment damage

No equipment damage reported.

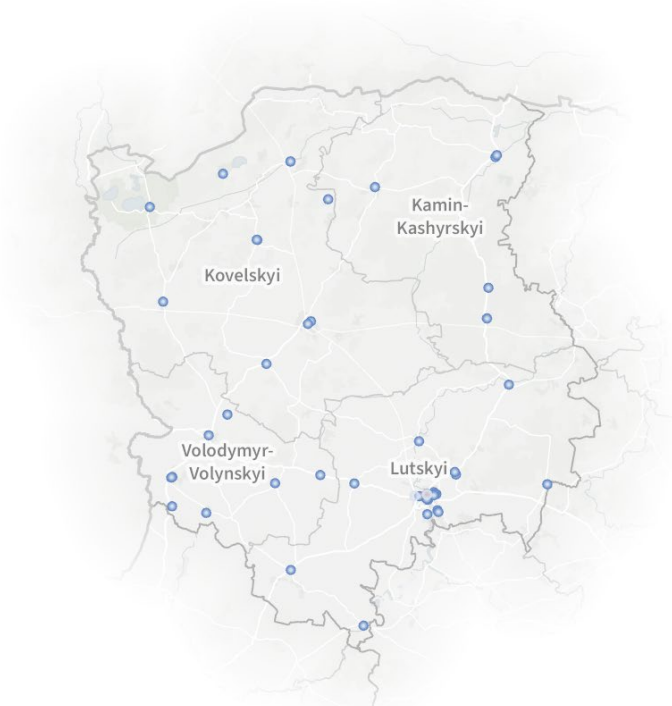
#### Functionality constraints

The primary cause of functionality constraints reported by 1 non-functioning HF.



#### Accessibility constraints

No accessibility constraints reported.

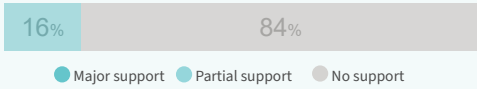


\* The term health facility is an all-encompassing designation that includes all modalities of service delivery. Beyond traditional health facilities, this may include temporary structures or mobile clinics.

\*\* HFs reported as destroyed, non-functioning, or inaccessible are deemed unable to provide any health services, hence categorized as non-operational. Consequently, reporting ends upon confirmation of a HF's non-operational status.

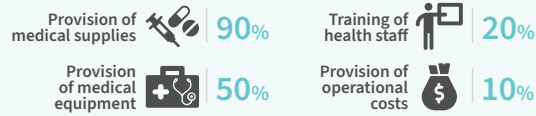


Out of 62 HFIs partially and fully operational HFIs.



**Partner support types**

Out of 10 HFIs receiving major or partial support from partners.



**BASIC AMENITIES\***

Out of 62 HFIs partially and fully operational HFIs.

● Available ● Partially available ● Not available

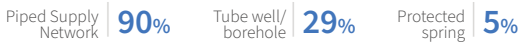
**WASH**

**Water**

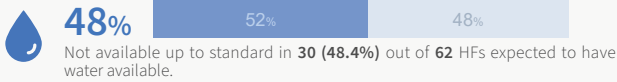


**Main water sources**

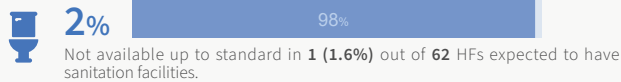
Out of 62 HFIs where water is at least partially available.



**Water storage**



**Sanitation facilities**



Out of 62 HFIs where sanitation facilities is at least partially available.

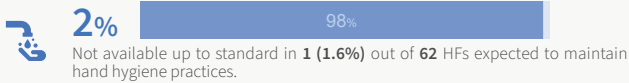
**Sanitation facilities types\***



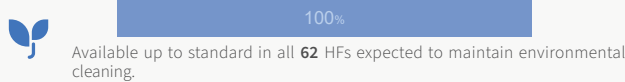
**Sanitation facilities accessibility\***



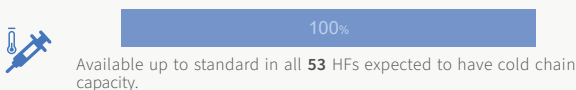
**Hand-hygiene facilities**



**Cleaning equipment**



**Cold chain**



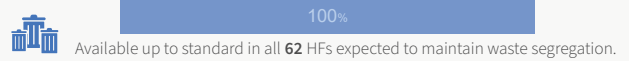
**Cold chain sources**

Out of 53 HFIs where cold chain is at least partially available.

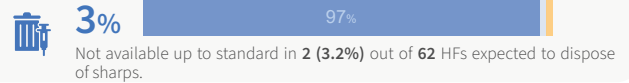


**Waste management**

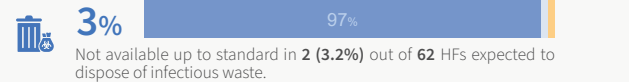
**Waste segregation**



**Final disposal of sharps**



**Final disposal of infectious waste**

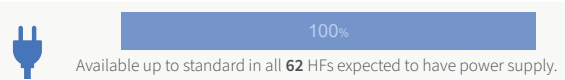


**Waste disposal methods**

Out of 61 HFIs where final disposal of sharps or infectious waste are at least partially available.

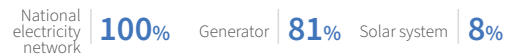


**Power**

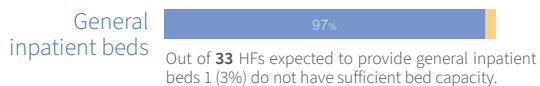
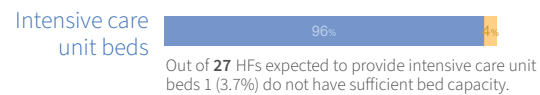


**Power sources**

Out of 62 HFIs where power is at least partially available.



**Inpatient bed capacity\***



**Number of available beds**

**1340**

**292**

**7214**

**Main barriers\***

Out of 3 HFIs where inpatient bed capacity is not available up to standards.



\*Out of 62 HFIs. HFIs reported as destroyed, non-functioning, or inaccessible are considered unable to provide health services in their current state and are therefore excluded from this section.



# BASIC AMENITIES\*

Out of 62 HFIs partially and fully operational HFIs.

● Available ● Partially available ● Not available

## Transportation of patients



5%



Not available up to standard in 3 (4.8%) out of 62 HFIs expected to have water available.

### Transportation types

Out of 59 HFIs where transportation of patients is at least partially available.

Car | 93% | Ambulance | 47% | Truck | 17%

## Heating



100%

Available up to standard in all 62 HFIs expected to have water supply.

### Heating sources

Out of 62 HFIs where heating is at least partially available.

Autonomous heating with boiler room | 71% | Public centralized heating | 37% | Autonomous electric heating | 10%

## Communications Equipment Sufficiency



2%



Not available up to standard in 1 (1.6%) out of 62 HFIs expected to have communication means.

### Communication equipment types

Out of 62 HFIs where communication is at least partially available.

Computer | 95% | Internet/mobile data | 92% | Mobile phone | 68%

## Health information management systems

### eHealth




100%

Available up to standard in all 61 HFIs where the information system is expected.

### Data entrance into the eHealth



2%



Not available up to standard in 1 (1.6%) out of 61 HFIs where the information system is expected.

### Epidemiological Reports



2%



Not available up to standard in 1 (1.7%) out of 60 HFIs where the information system is expected.

### Activity Reports



100%

Available up to standard in all 61 HFIs where the information system is expected.

### eHealth trainings to health staff



100%

Available up to standard in all 61 HFIs where the information system is expected.

## Connectivity



100%

Available up to standard in all 62 HFIs expected to have water supply.

### Connectivity types

Out of 62 HFIs where connectivity is at least partially available.

Landline | 98% | Mobile data | 37% | Satellite | 23%

# ESSENTIAL HEALTH SERVICES\*

## Service domain overview

● Available ● Partially available ● Not available ● Not normally provided

### General clinical and trauma care



48%  
2%  
<1%  
50%

### Child health and nutrition



49%  
2%  
<1%  
48%

### Communicable diseases



49%  
2%  
0%  
49%

### Sexual and reproductive health



34%  
2%  
<1%  
63%

### NCD and mental health



32%  
2%  
<1%  
65%

\*Out of 62 HFIs. HFIs reported as destroyed, non-functioning, or inaccessible are considered unable to provide health services in their current state and are therefore excluded from this section.



### Availability status

Available Partially available Not available

### Barriers for partial availability or non-availability.

Lack of staff Lack of supplies Lack of financial resources  
Lack of training Lack of equipment

## General clinical and emergency care

Request for ambulance services by the patient	100%	—	Available up to standard in all 15 HFIs expected to provide the service.	
Acuity-based formal triage	100%	—	Available up to standard in all 54 HFIs expected to provide the service.	
Basic Emergency Care	100%	—	Available up to standard in all 50 HFIs expected to provide the service.	
Referral capacity without the need of specific transportation	100%	—	Available up to standard in all 52 HFIs expected to provide the service.	
Acceptance of referrals	100%	—	Available up to standard in all 27 HFIs expected to provide the service.	
Outpatient services for primary care	100%	—	Available up to standard in all 36 HFIs expected to provide the service.	
Home visits	98%	100% 100%	Not available up to standard in 1 (1.9%) out of 52 HFIs expected to provide the service.	
Emergency and elective surgery	91%	100%	Not available up to standard in 2 (1.9%) out of 22 HFIs expected to provide the service.	
Orthopedic/trauma ward	100%	—	Available up to standard in all 20 HFIs expected to provide the service.	
Basic inpatient bed capacity	100%	—	Available up to standard in all 27 HFIs expected to provide the service.	
Inpatient critical care management	96%	100%	Not available up to standard in 1 (4%) out of 25 HFIs expected to provide the service.	
Laboratory services for specialized care	94%	100% 50% 50%	Not available up to standard in 2 (6.2%) out of 32 HFIs expected to provide the service.	
Hemodialysis/Peritoneal dialysis	73%	27%	67% 33% 33%	Not available up to standard in 3 (27.3%) out of 11 HFIs expected to provide the service.
Radiology unit	65%	35%	100% 71% 29%	Not available up to standard in 7 (35%) out of 20 HFIs expected to provide the service.
Remote consultations telemedicine	82%	18%	50% 38% 38%	Not available up to standard in 8 (18.2%) out of 44 HFIs expected to provide the service.
Recognition of danger signs	100%	—	Available up to standard in all 51 HFIs expected to provide the service.	
Basic emergency care by pre-hospital provider	100%	—	Available up to standard in all 50 HFIs expected to provide the service.	
Advanced Syndrome-based management	100%	—	Available up to standard in all 24 HFIs expected to provide the service.	
Monitored referral with transportation	93%	7%	100%	Not available up to standard in 2 (7.4%) out of 27 HFIs expected to provide the service.
Acceptance of complex referrals	100%	—	Available up to standard in all 25 HFIs expected to provide the service.	
Outpatient department for specialized care	100%	—	Available up to standard in all 17 HFIs expected to provide the service.	
Minor trauma definitive management	98%	100%	Not available up to standard in 1 (2.4%) out of 41 HFIs expected to provide the service.	
Emergency and elective surgery with at least two operating theatres	90%	10%	100% 50% 50%	Not available up to standard in 2 (9.5%) out of 21 HFIs expected to provide the service.
Short hospitalization capacity	100%	—	Available up to standard in all 29 HFIs expected to provide the service.	
Advanced inpatient bed capacity	95%	5%	100% 100%	Not available up to standard in 1 (5%) out of 20 HFIs expected to provide the service.
Basic laboratory	100%	—	Available up to standard in all 55 HFIs expected to provide the service.	
Blood bank services	100%	—	Available up to standard in all 20 HFIs expected to provide the service.	
Basic X-ray service	100%	—	Available up to standard in all 34 HFIs expected to provide the service.	
Early discharge of post-operative patients in mass casualty scenarios	95%	5%	100%	Not available up to standard in 1 (4.8%) out of 21 HFIs expected to provide the service.
Burns treatment	90%	10%	100%	Not available up to standard in 1 (10%) out of 10 HFIs expected to provide the service.

\* Out of 62 HFIs. HFIs reported as destroyed, non-functioning, or inaccessible are considered unable to provide health services in their current state and are therefore excluded from this section.



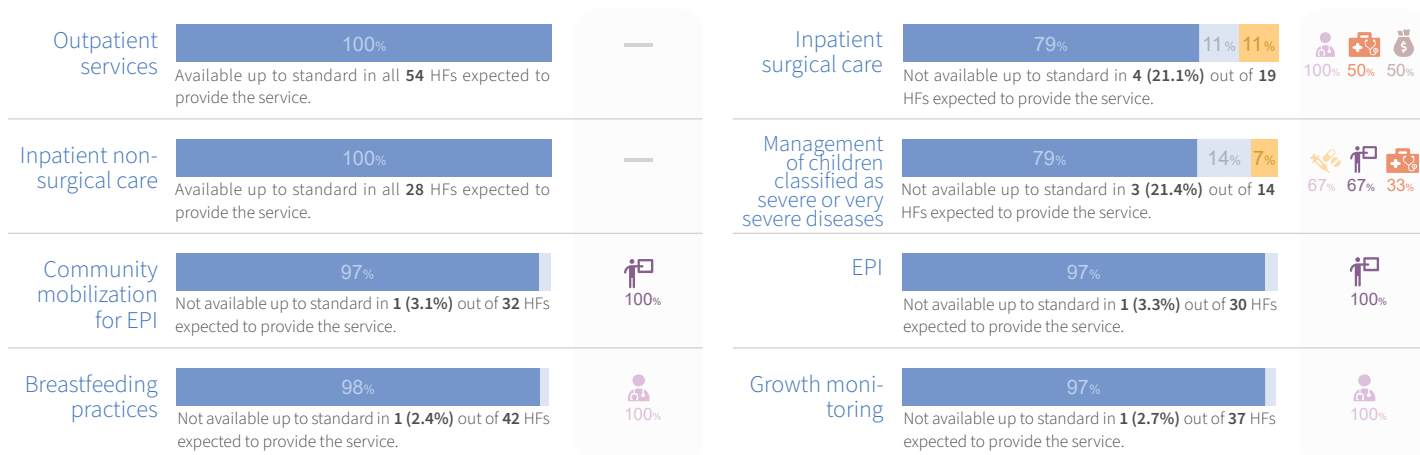
### Availability status

Available Partially available Not available

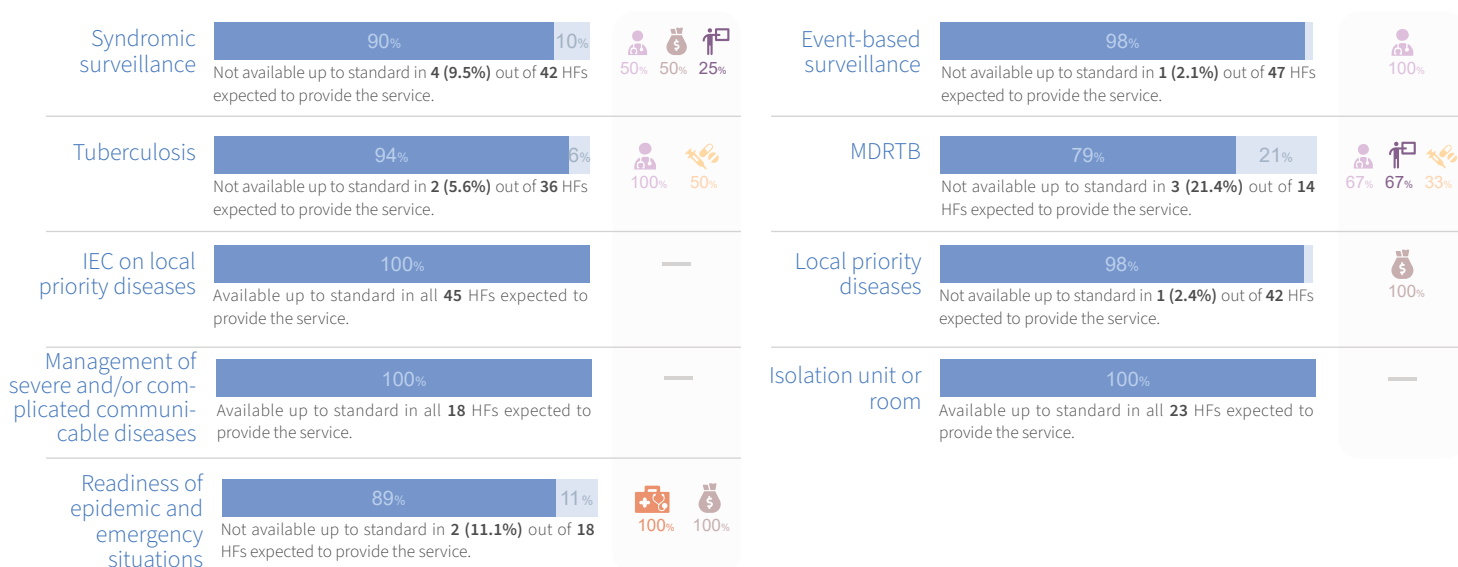
### Barriers for partial availability or non-availability.

Lack of staff Lack of supplies Lack of financial resources  
Lack of training Lack of equipment

## Child health and nutrition

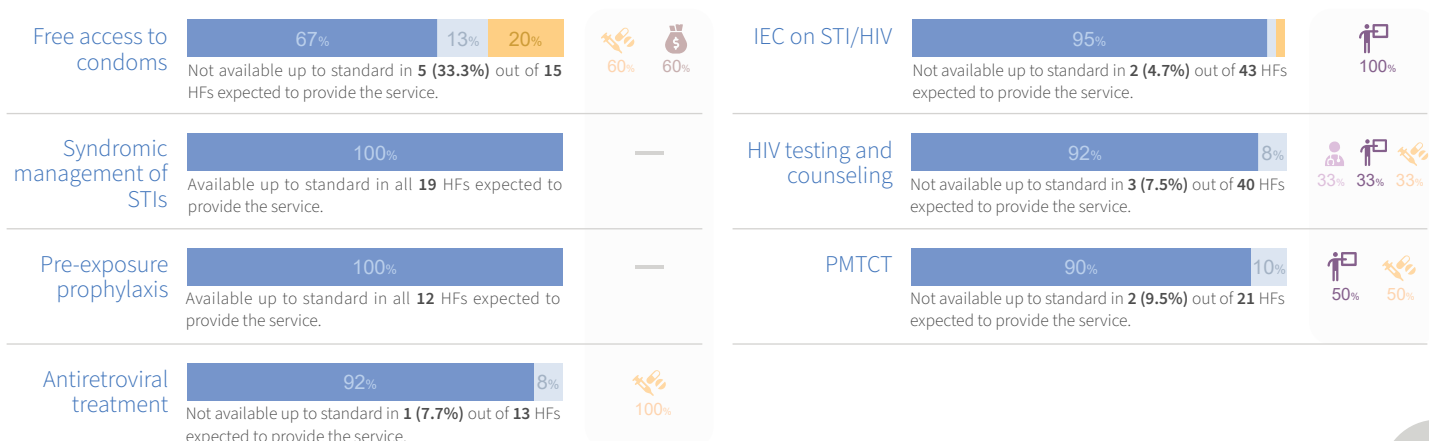


## Communicable diseases



## Sexual and reproductive health

### STI and HIV/AIDS



### Availability status

Available Partially available Not available

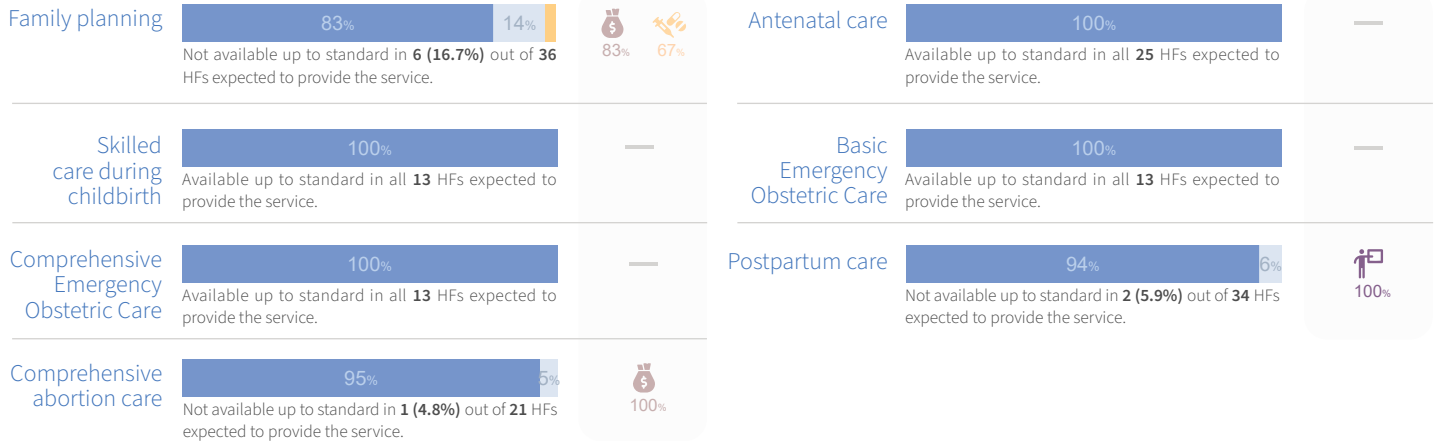
### Barriers for partial availability or non-availability.

Lack of staff Lack of supplies Lack of financial resources  
Lack of training Lack of equipment

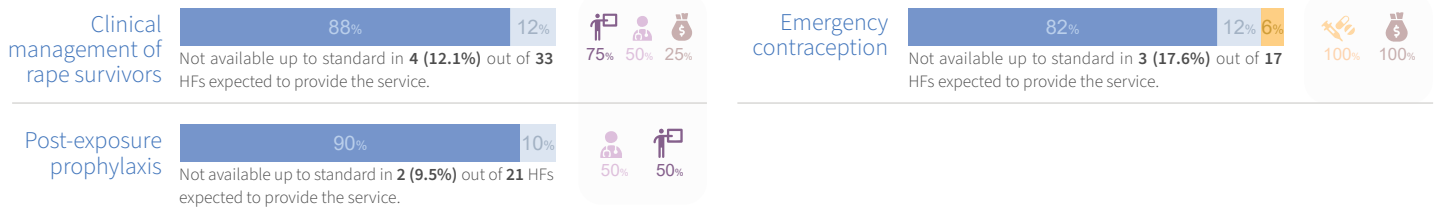
## Sexual and reproductive health (cont.)



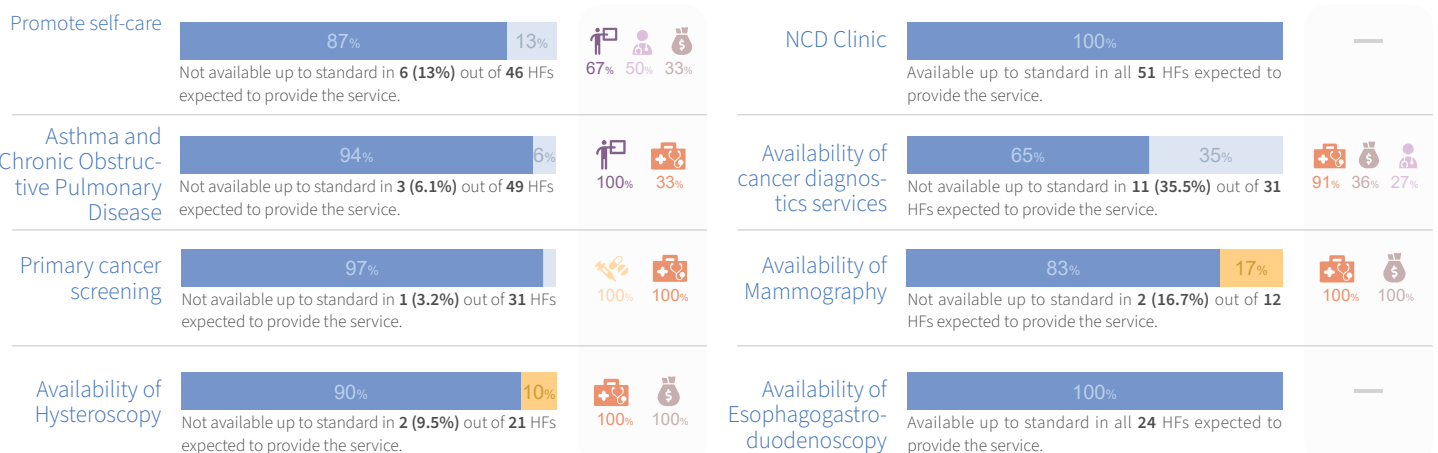
### Maternal and newborn health



### Sexual violence



## Noncommunicable diseases and mental health



### Availability status

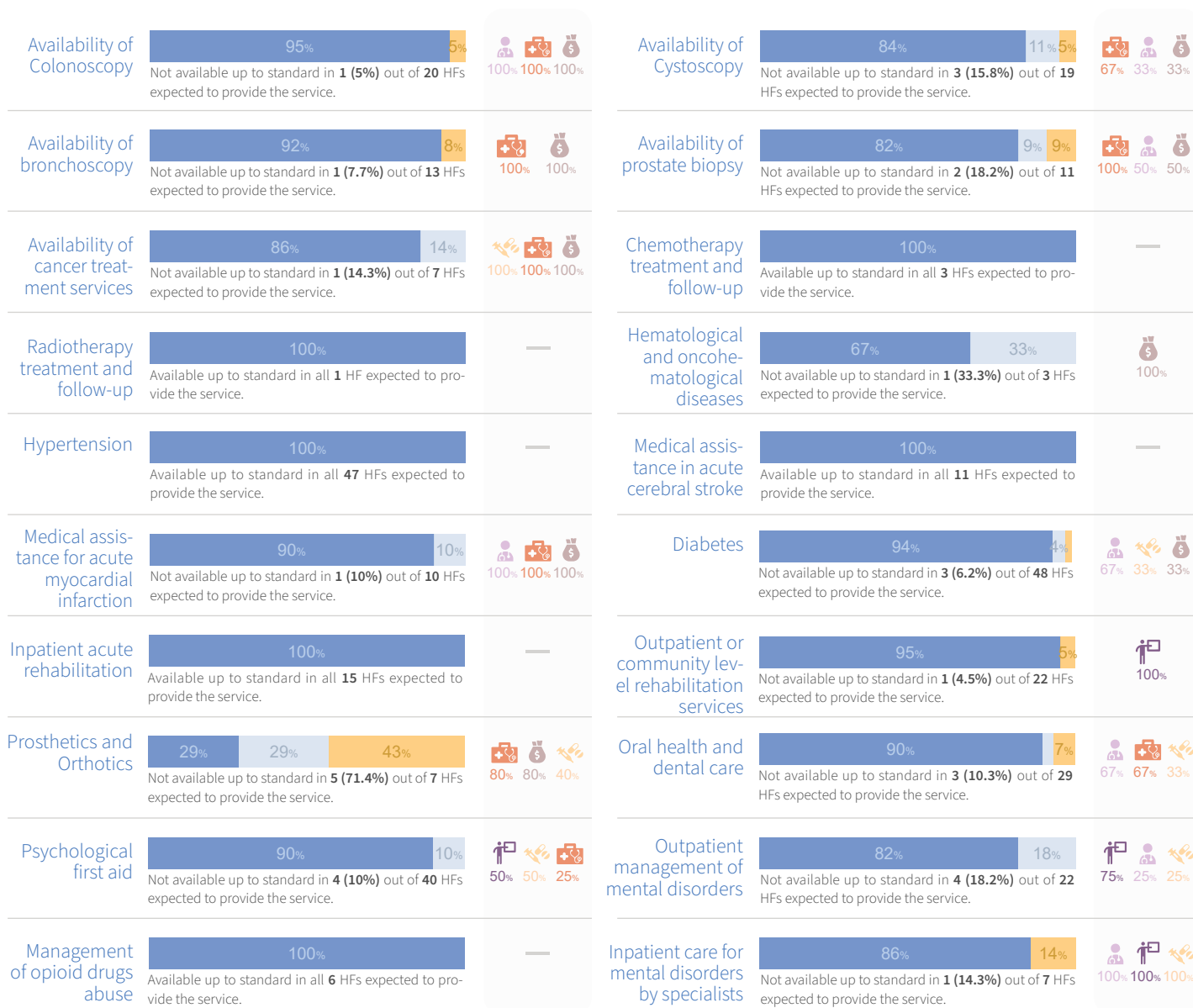
Available Partially available Not available

### Barriers for partial availability or non-availability.

Lack of staff Lack of supplies Lack of financial resources  
Lack of training Lack of equipment



## Noncommunicable diseases and mental health (cont.)



This analysis was produced based on the information reported into HeRAMS up to 27 August 2025 and while the deployment of HeRAMS, including data verification and validation, continue. Hence, this analysis is not final and is produced solely for the purposes of informing operations.

The designations employed and the presentation of the material in this report do not imply the expression of any opinion whatsoever on the part of WHO concerning the legal status of any country, territory, city, or area or of its authorities, or concerning the delimitation of its frontiers or boundaries. Dotted lines on maps represent approximate border lines for which there may not yet be full agreement.

### Notes:

1. Causes of non-functionality, basic amenity types, and barriers impeding service availability, were limited to the top three most frequently reported responses.
2. The analysis of barriers impeding service availability was limited to HFs where the health service is not available up to standard.
3. The analysis of individual services was limited to HFs expected to provide the specific service.



Data source: HeRAMS Ukraine  
Data accessed on: 27 August 2025  
Date report created: 30 October 2025  
Contact: [herams@who.int](mailto:herams@who.int)






# HeRAMS Ukraine | Zakarpatska

## SNAPSHOT AUGUST 2025

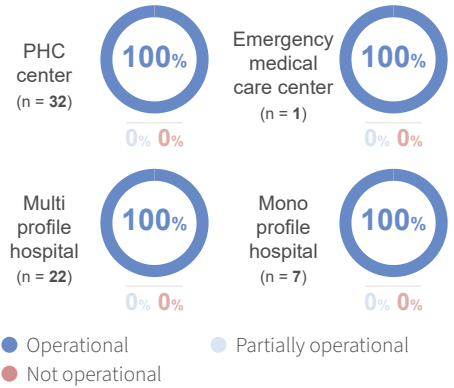
### OPERATIONAL STATUS



Out of 62 HF's\* evaluated.



### HF by type




### MAIN CAUSES OF...

**Building damage**  
No building damage reported.

**Equipment damage**  
No equipment damage reported.

**Functionality constraints**  
No functionality constraints reported.

**Accessibility constraints**  
No accessibility constraints reported.



\* The term health facility is an all-encompassing designation that includes all modalities of service delivery. Beyond traditional health facilities, this may include temporary structures or mobile clinics.  
 \*\* HF's reported as destroyed, non-functioning, or inaccessible are deemed unable to provide any health services, hence categorized as non-operational. Consequently, reporting ends upon confirmation of a HF's non-operational status.  
 \*\*\* 8% of HF's have not reported since May 2025, thus data should be interpret with care.

Out of 62 HF partially and fully operational HF.



**Partner support types**

Out of 10 HF receiving major or partial support from partners.



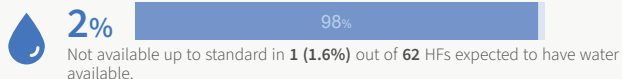
 **BASIC AMENITIES\***

Out of 62 HF partially and fully operational HF.

● Available ● Partially available ● Not available

**WASH**

**Water**

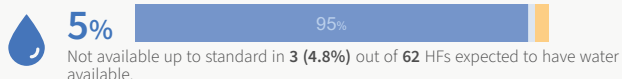


**Main water sources**

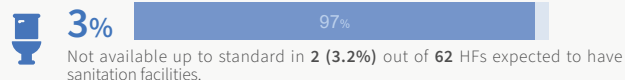
Out of 62 HF where water is at least partially available.



**Water storage**



**Sanitation facilities**



Out of 62 HF where sanitation facilities is at least partially available.

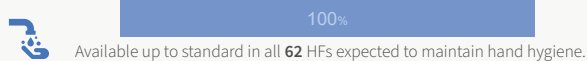
**Sanitation facilities types\***



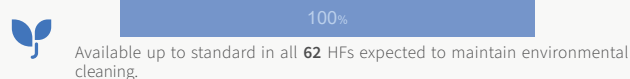
**Sanitation facilities accessibility\***



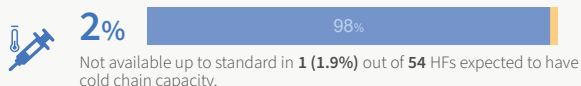
**Hand-hygiene facilities**



**Cleaning equipment**



**Cold chain**



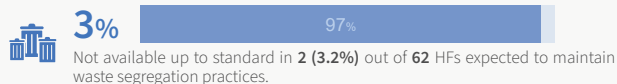
**Cold chain sources**

Out of 53 HF where cold chain is at least partially available.

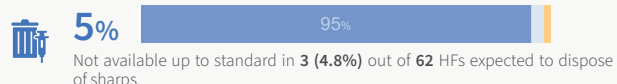


**Waste management**

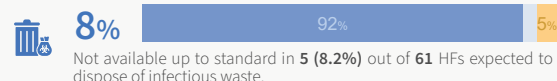
**Waste segregation**



**Final disposal of sharps**

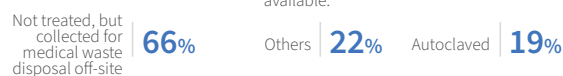


**Final disposal of infectious waste**

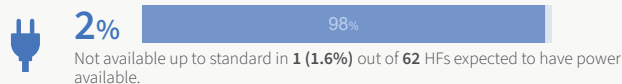


**Waste disposal methods**

Out of 58 HF where final disposal of sharps or infectious waste are at least partially available.



**Power**

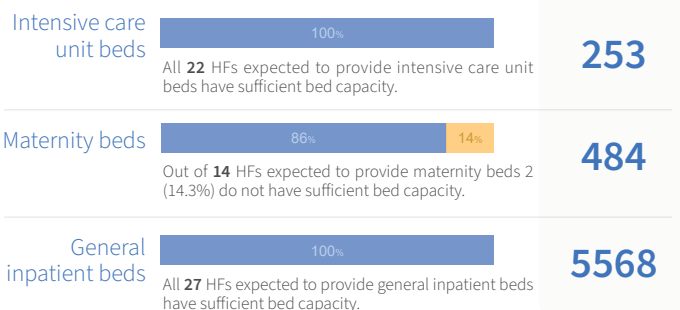


**Power sources**

Out of 62 HF where power is at least partially available.



**Inpatient bed capacity\***



**Main barriers\***

Out of 2 HF where inpatient bed capacity is not available up to standards.



\*Out of 62 HF. HF reported as destroyed, non-functioning, or inaccessible are considered unable to provide health services in their current state and are therefore excluded from this section.




# BASIC AMENITIES\*

Out of 62 HFIs partially and fully operational HFIs.

● Available ● Partially available ● Not available

## Transportation of patients



### Transportation types

Out of 60 HFIs where transportation of patients is at least partially available.



## Heating

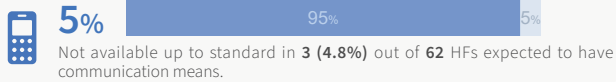


### Heating sources

Out of 62 HFIs where heating is at least partially available.



## Communications Equipment Sufficiency

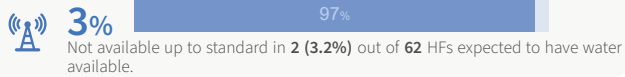


### Communication equipment types

Out of 62 HFIs where communication is at least partially available.



## Connectivity



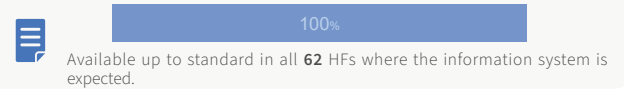
### Connectivity types

Out of 62 HFIs where connectivity is at least partially available.

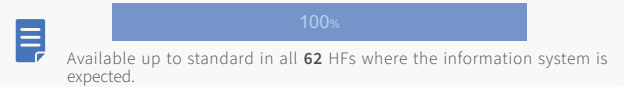


## Health information management systems

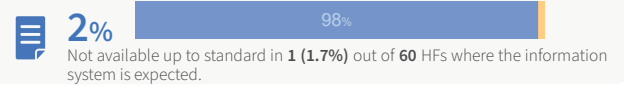
### eHealth



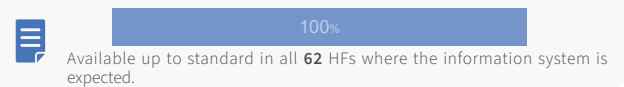
### Data entrance into the eHealth



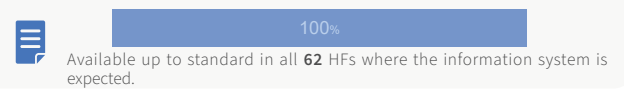
### Epidemiological Reports



### Activity Reports



### eHealth trainings to health staff

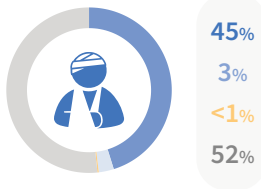


# ESSENTIAL HEALTH SERVICES\*

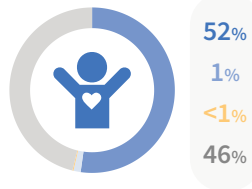
## Service domain overview

● Available ● Partially available ● Not available ● Not normally provided

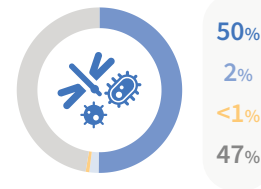
### General clinical and trauma care



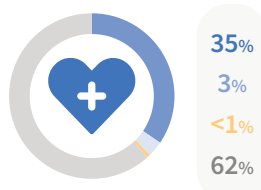
### Child health and nutrition



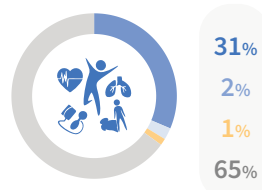
### Communicable diseases



### Sexual and reproductive health



### NCD and mental health



\*Out of 62 HFIs. HFIs reported as destroyed, non-functioning, or inaccessible are considered unable to provide health services in their current state and are therefore excluded from this section.



### Availability status

Available Partially available Not available

### Barriers for partial availability or non-availability.

Lack of staff Lack of supplies Lack of financial resources  
Lack of training Lack of equipment

## General clinical and emergency care



\* Out of 62 HF. HF reported as destroyed, non-functioning, or inaccessible are considered unable to provide health services in their current state and are therefore excluded from this section.

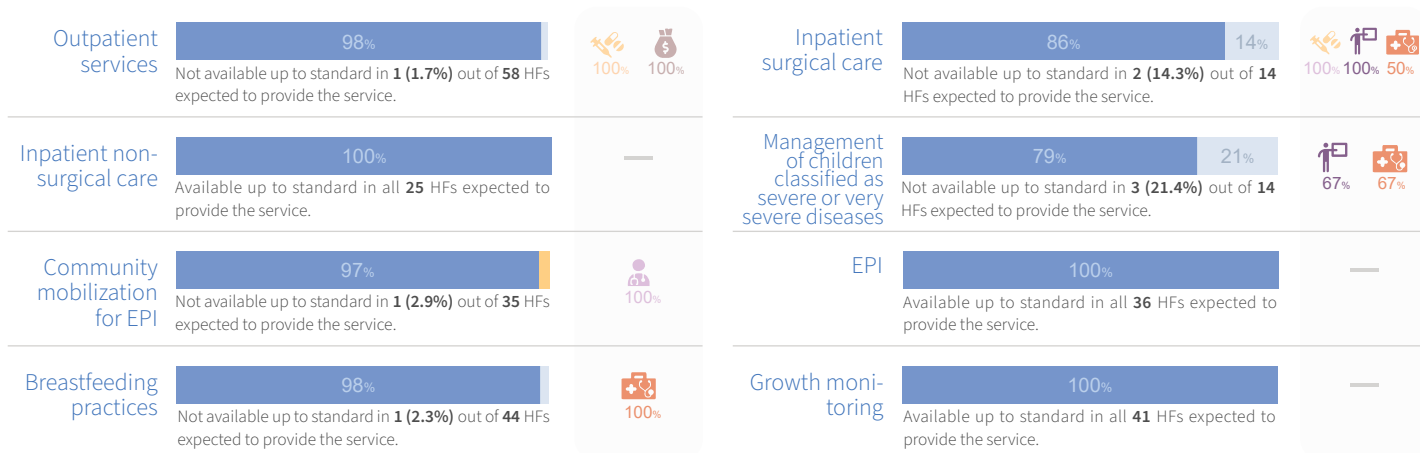
### Availability status

Available Partially available Not available

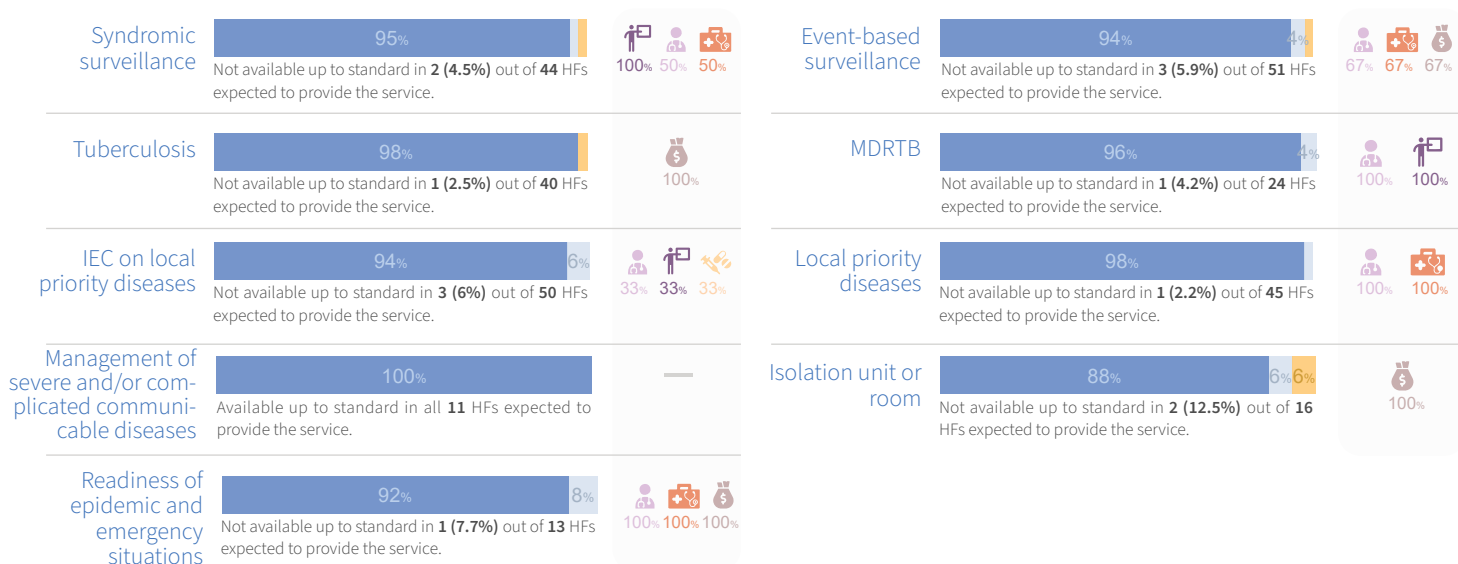
### Barriers for partial availability or non-availability.

Lack of staff Lack of supplies Lack of financial resources  
Lack of training Lack of equipment

## Child health and nutrition

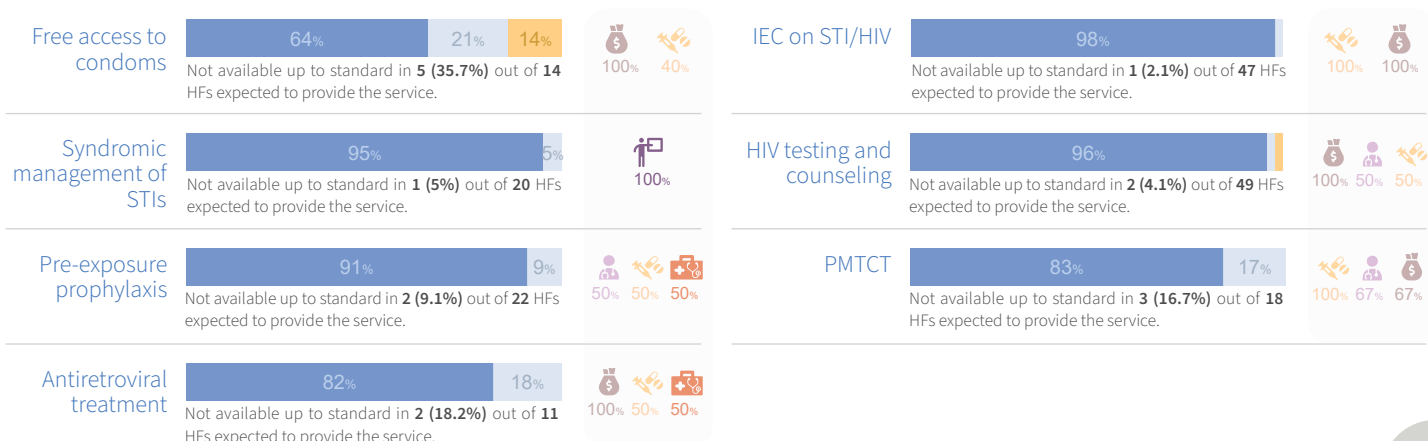


## Communicable diseases



## Sexual and reproductive health

### STI and HIV/AIDS



### Availability status

Available Partially available Not available

### Barriers for partial availability or non-availability.

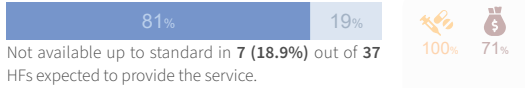
Lack of staff Lack of supplies Lack of financial resources  
Lack of training Lack of equipment

## Sexual and reproductive health (cont.)

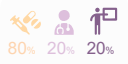
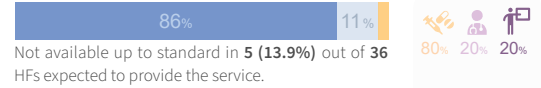


### Maternal and newborn health

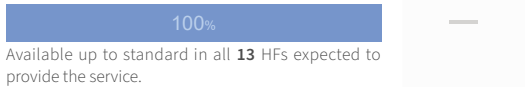
#### Family planning



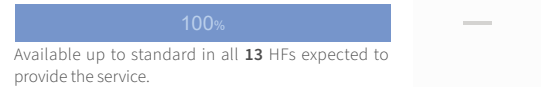
#### Antenatal care



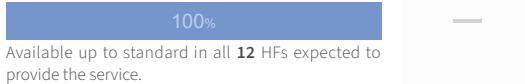
#### Skilled care during childbirth



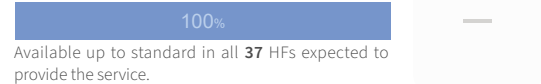
#### Basic Emergency Obstetric Care



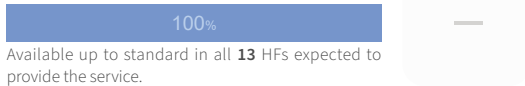
#### Comprehensive Emergency Obstetric Care



#### Postpartum care

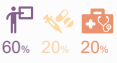
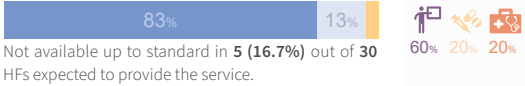


#### Comprehensive abortion care



### Sexual violence

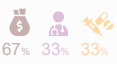
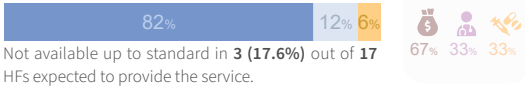
#### Clinical management of rape survivors



#### Emergency contraception

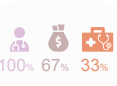
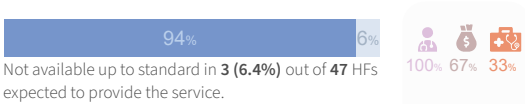


#### Post-exposure prophylaxis

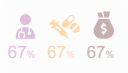


## Noncommunicable diseases and mental health

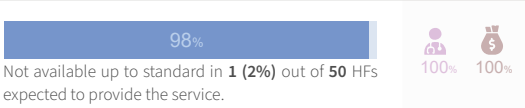
#### Promote self-care



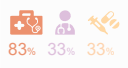
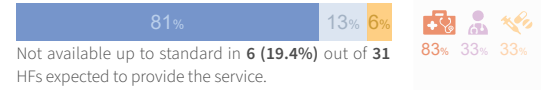
#### NCD Clinic



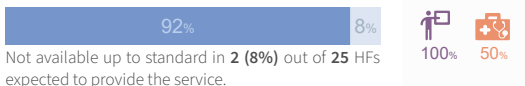
#### Asthma and Chronic Obstructive Pulmonary Disease



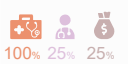
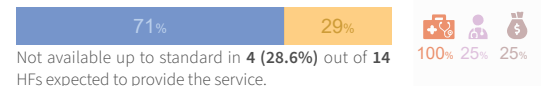
#### Availability of cancer diagnostics services



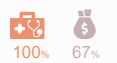
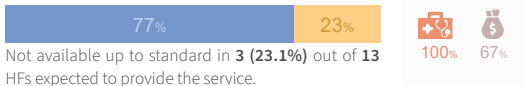
#### Primary cancer screening



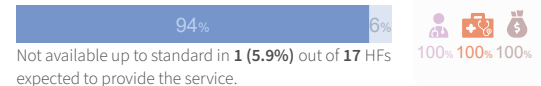
#### Availability of Mammography



#### Availability of Hysteroscopy



#### Availability of Esophagogastro-duodenoscopy



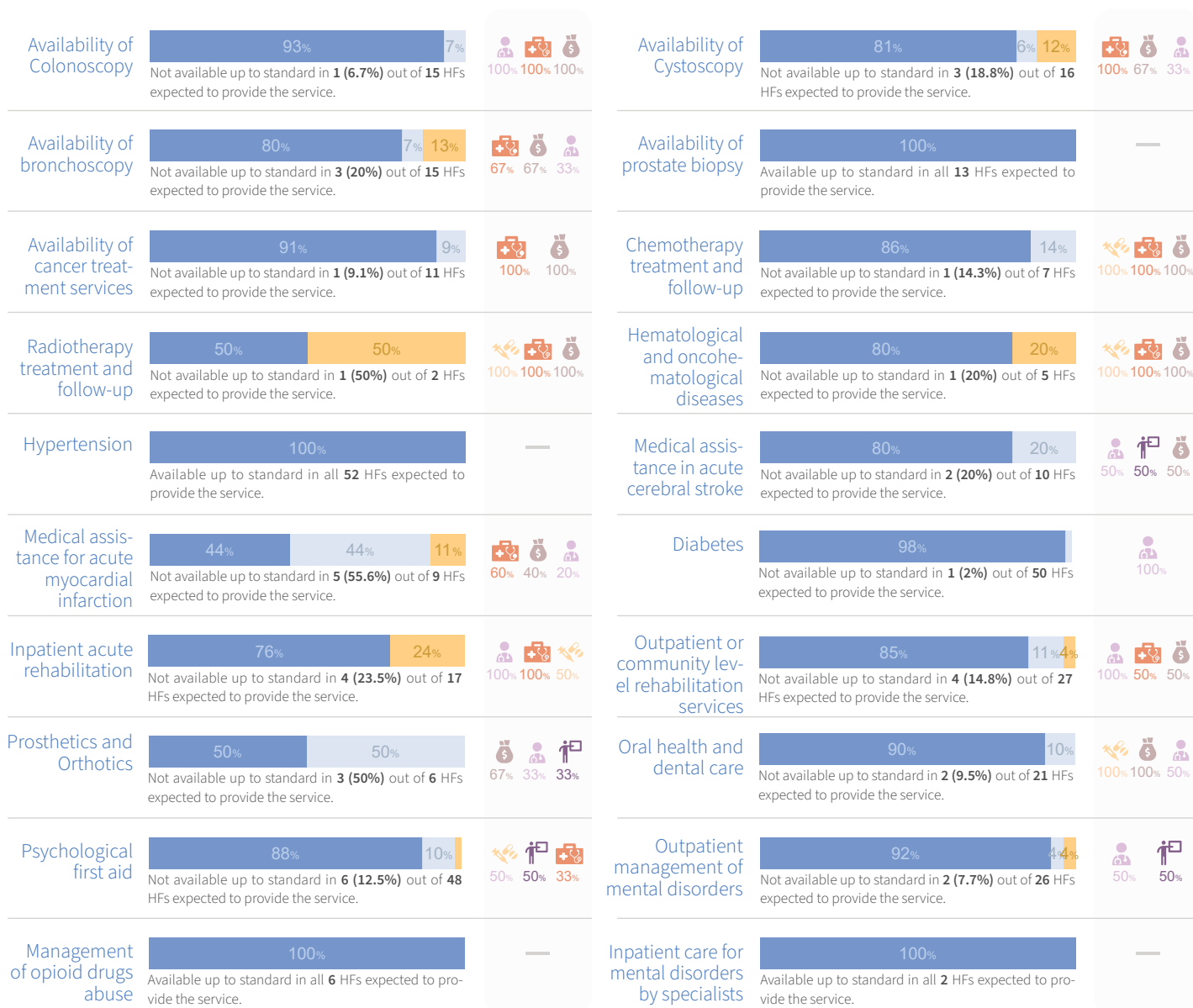
### Availability status

Available Partially available Not available

### Barriers for partial availability or non-availability.

Lack of staff Lack of supplies Lack of financial resources  
Lack of training Lack of equipment

## Noncommunicable diseases and mental health (cont.)



This analysis was produced based on the information reported into HeRAMS up to 27 August 2025 and while the deployment of HeRAMS, including data verification and validation, continue. Hence, this analysis is not final and is produced solely for the purposes of informing operations.

The designations employed and the presentation of the material in this report do not imply the expression of any opinion whatsoever on the part of WHO concerning the legal status of any country, territory, city, or area or of its authorities, or concerning the delimitation of its frontiers or boundaries. Dotted lines on maps represent approximate border lines for which there may not yet be full agreement.

### Notes:

1. Causes of non-functionality, basic amenity types, and barriers impeding service availability, were limited to the top three most frequently reported responses.
2. The analysis of barriers impeding service availability was limited to HFs where the health service is not available up to standard.
3. The analysis of individual services was limited to HFs expected to provide the specific service.



Data source: HeRAMS Ukraine  
Data accessed on: 27 August 2025  
Date report created: 30 October 2025  
Contact: [herams@who.int](mailto:herams@who.int)

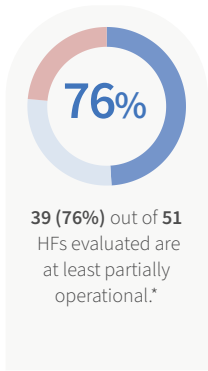




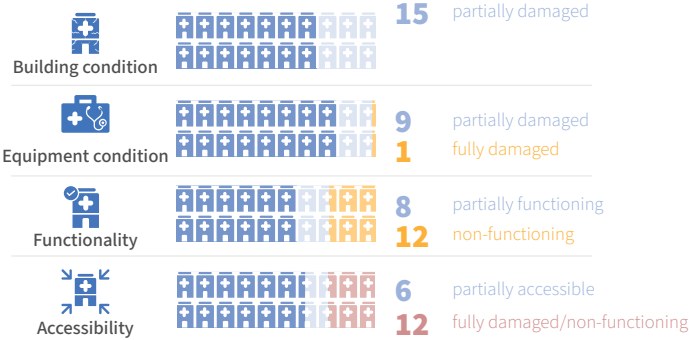
# HeRAMS Ukraine | Zaporizka

## SNAPSHOT AUGUST 2025

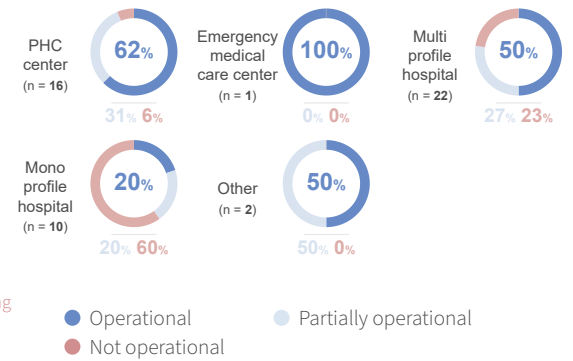
### OPERATIONAL STATUS



Out of 51 HF's\* evaluated.



### HF by type



### MAIN CAUSES OF...

#### Building damage

The 2 primary causes of building damage reported by 15 partially damaged HF's.



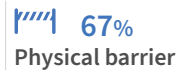
#### Equipment damage

The 2 primary causes of equipment damage reported by 9 partially damaged and 1 fully damaged HF's.




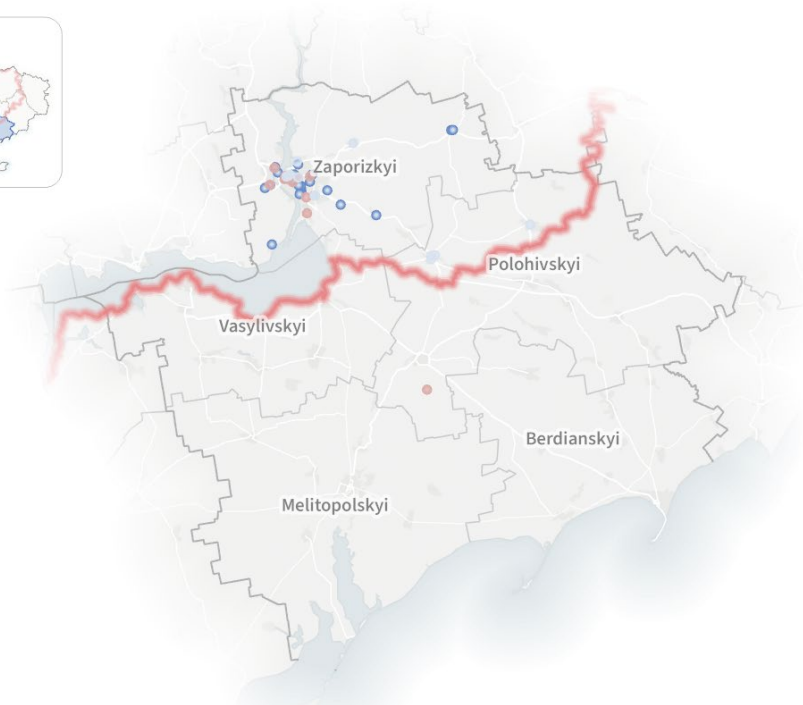
#### Functionality constraints

The 3 primary causes of functionality constraints reported by 8 partially functioning and 12 non-functioning HF's.



#### Accessibility constraints

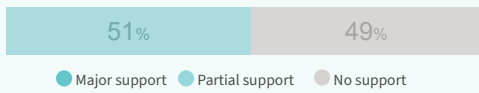
The 3 primary causes of accessibility constraints reported by 6 partially accessible HF's.



\* The term health facility is an all-encompassing designation that includes all modalities of service delivery. Beyond traditional health facilities, this may include temporary structures or mobile clinics.

\*\* HF's reported as destroyed, non-functioning, or inaccessible are deemed unable to provide any health services, hence categorized as non-operational. Consequently, reporting ends upon confirmation of a HF's non-operational status.

Out of 39 HF partially and fully operational HF.



Partner support types

Out of 20 HF receiving major or partial support from partners.



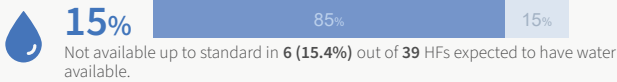
BASIC AMENITIES\*

Out of 39 HF partially and fully operational HF.

Available Partially available Not available

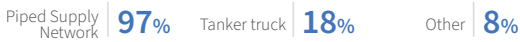
WASH

Water

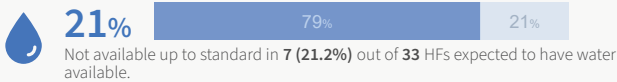


Main water sources

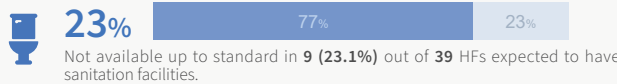
Out of 39 HF where water is at least partially available.



Water storage



Sanitation facilities



Out of 39 HF where sanitation facilities is at least partially available.

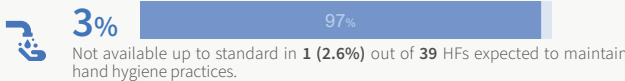
Sanitation facilities types\*



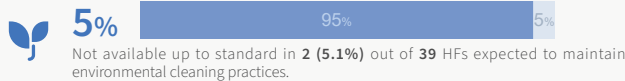
Sanitation facilities accessibility\*



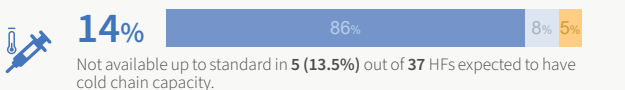
Hand-hygiene facilities



Cleaning equipment



Cold chain



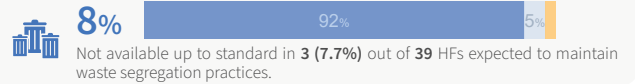
Cold chain sources

Out of 35 HF where cold chain is at least partially available.

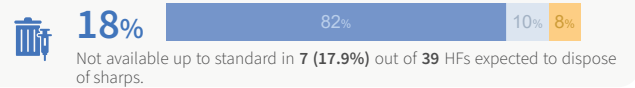


Waste management

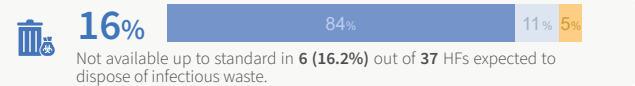
Waste segregation



Final disposal of sharps



Final disposal of infectious waste

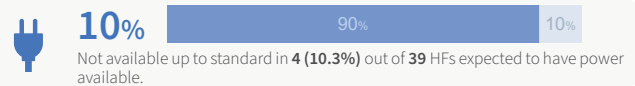


Waste disposal methods

Out of 35 HF where final disposal of sharps or infectious waste are at least partially available.



Power

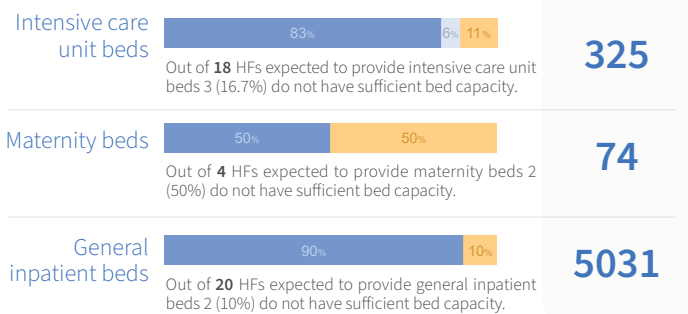


Power sources

Out of 39 HF where power is at least partially available.



Inpatient bed capacity\*



Main barriers\*

Out of 3 HF where inpatient bed capacity is not available up to standards.



\*Out of 39 HF. HF reported as destroyed, non-functioning, or inaccessible are considered unable to provide health services in their current state and are therefore excluded from this section.

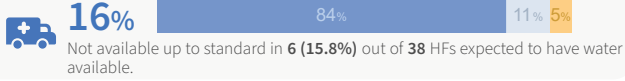


# BASIC AMENITIES\*

Out of 39 HFIs partially and fully operational HFIs.

● Available ● Partially available ● Not available

## Transportation of patients

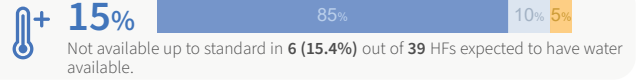


### Transportation types

Out of 36 HFIs where transportation of patients is at least partially available.



## Heating

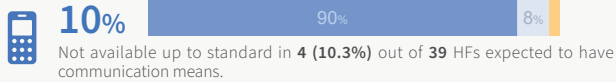


### Heating sources

Out of 37 HFIs where heating is at least partially available.



## Communications Equipment Sufficiency

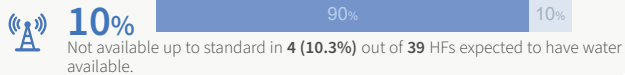


### Communication equipment types

Out of 38 HFIs where communication is at least partially available.



## Connectivity



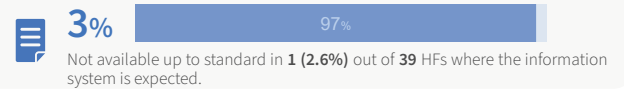
### Connectivity types

Out of 39 HFIs where connectivity is at least partially available.

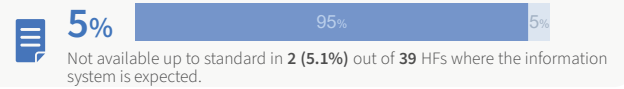


## Health information management systems

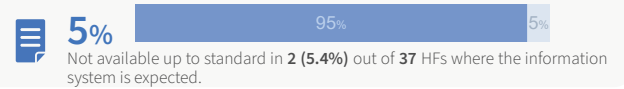
### eHealth



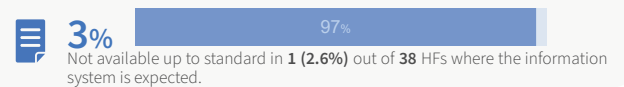
### Data entrance into the eHealth



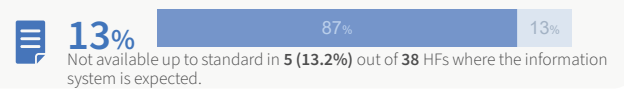
### Epidemiological Reports



### Activity Reports



### eHealth trainings to health staff

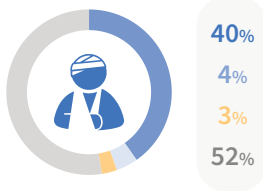


# ESSENTIAL HEALTH SERVICES\*

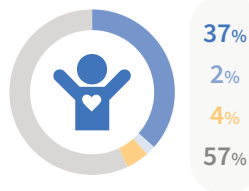
## Service domain overview

● Available ● Partially available ● Not available ● Not normally provided

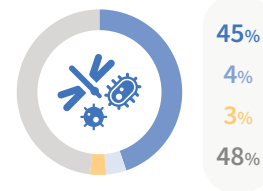
### General clinical and trauma care



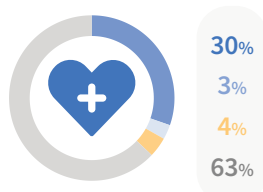
### Child health and nutrition



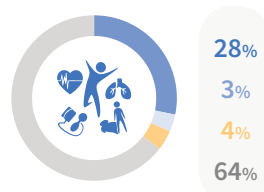
### Communicable diseases



### Sexual and reproductive health



### NCD and mental health



\*Out of 39 HFIs. HFIs reported as destroyed, non-functioning, or inaccessible are considered unable to provide health services in their current state and are therefore excluded from this section.




### Availability status

Available Partially available Not available

### Barriers for partial availability or non-availability.

Lack of staff Lack of supplies Lack of financial resources  
Lack of training Lack of equipment

## General clinical and emergency care



\* Out of 39 HFAs. HFAs reported as destroyed, non-functioning, or inaccessible are considered unable to provide health services in their current state and are therefore excluded from this section.



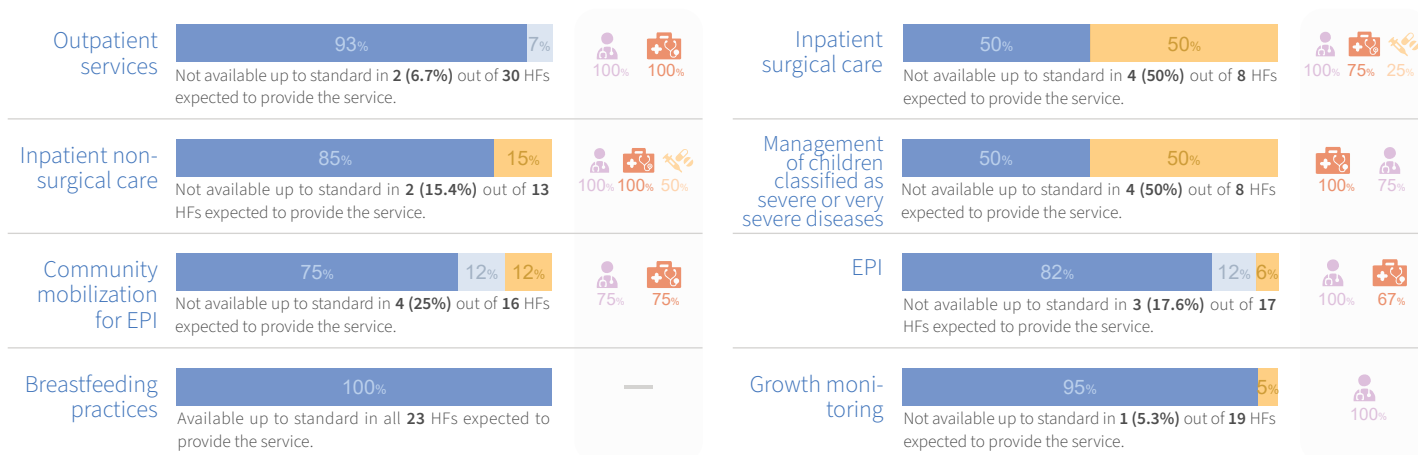
### Availability status

Available Partially available Not available

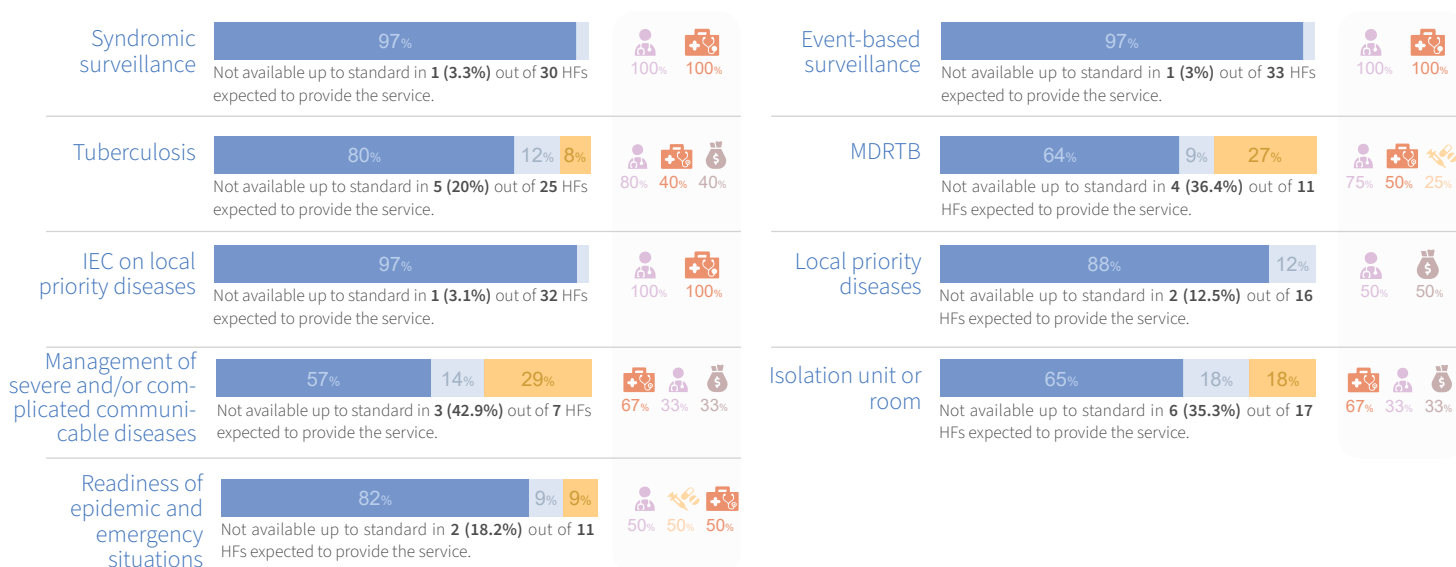
### Barriers for partial availability or non-availability.

Lack of staff Lack of supplies Lack of financial resources  
Lack of training Lack of equipment

## Child health and nutrition

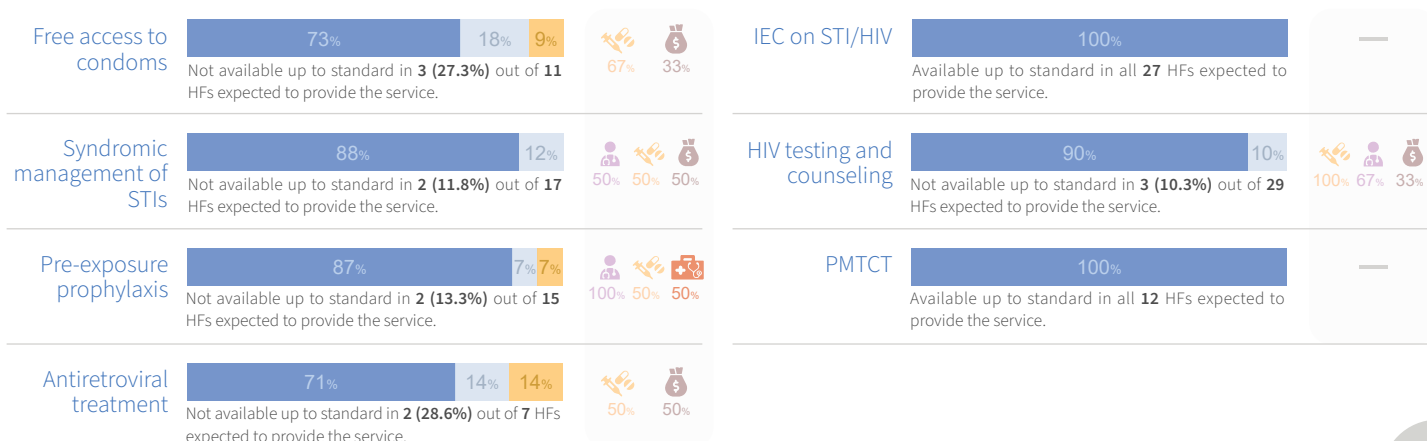


## Communicable diseases



## Sexual and reproductive health

### STI and HIV/AIDS



### Availability status

Available Partially available Not available

### Barriers for partial availability or non-availability.

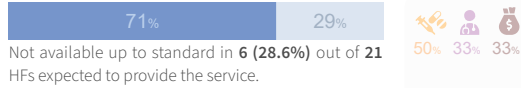
Lack of staff Lack of supplies Lack of financial resources  
Lack of training Lack of equipment

## Sexual and reproductive health (cont.)

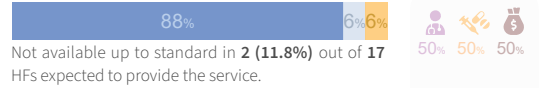


### Maternal and newborn health

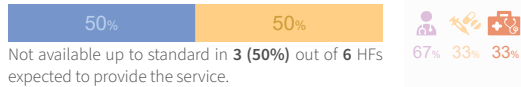
#### Family planning



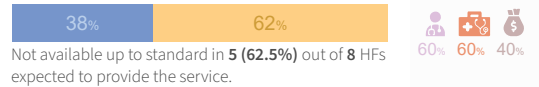
#### Antenatal care



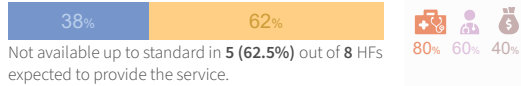
#### Skilled care during childbirth



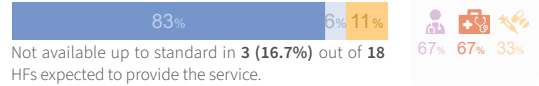
#### Basic Emergency Obstetric Care



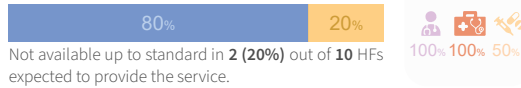
#### Comprehensive Emergency Obstetric Care



#### Postpartum care

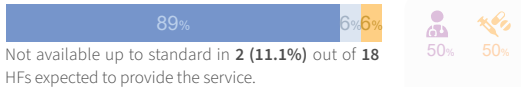


#### Comprehensive abortion care

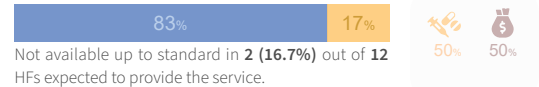


### Sexual violence

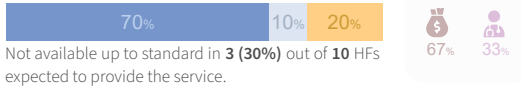
#### Clinical management of rape survivors



#### Emergency contraception

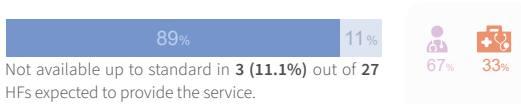


#### Post-exposure prophylaxis

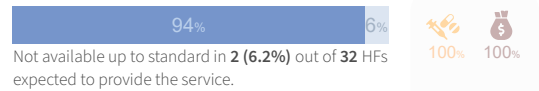


## Noncommunicable diseases and mental health

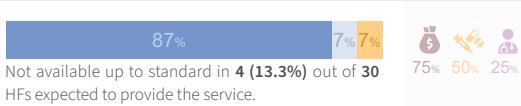
#### Promote self-care



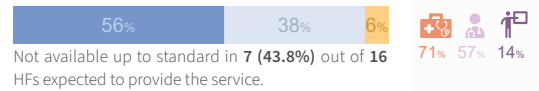
#### NCD Clinic



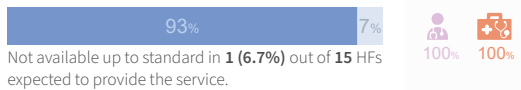
#### Asthma and Chronic Obstructive Pulmonary Disease



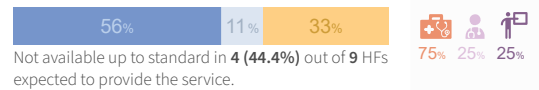
#### Availability of cancer diagnostics services



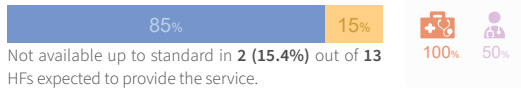
#### Primary cancer screening



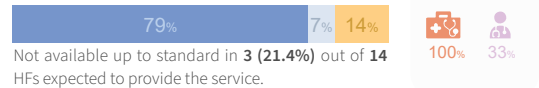
#### Availability of Mammography



#### Availability of Hysteroscopy



#### Availability of Esophagogastroduodenoscopy



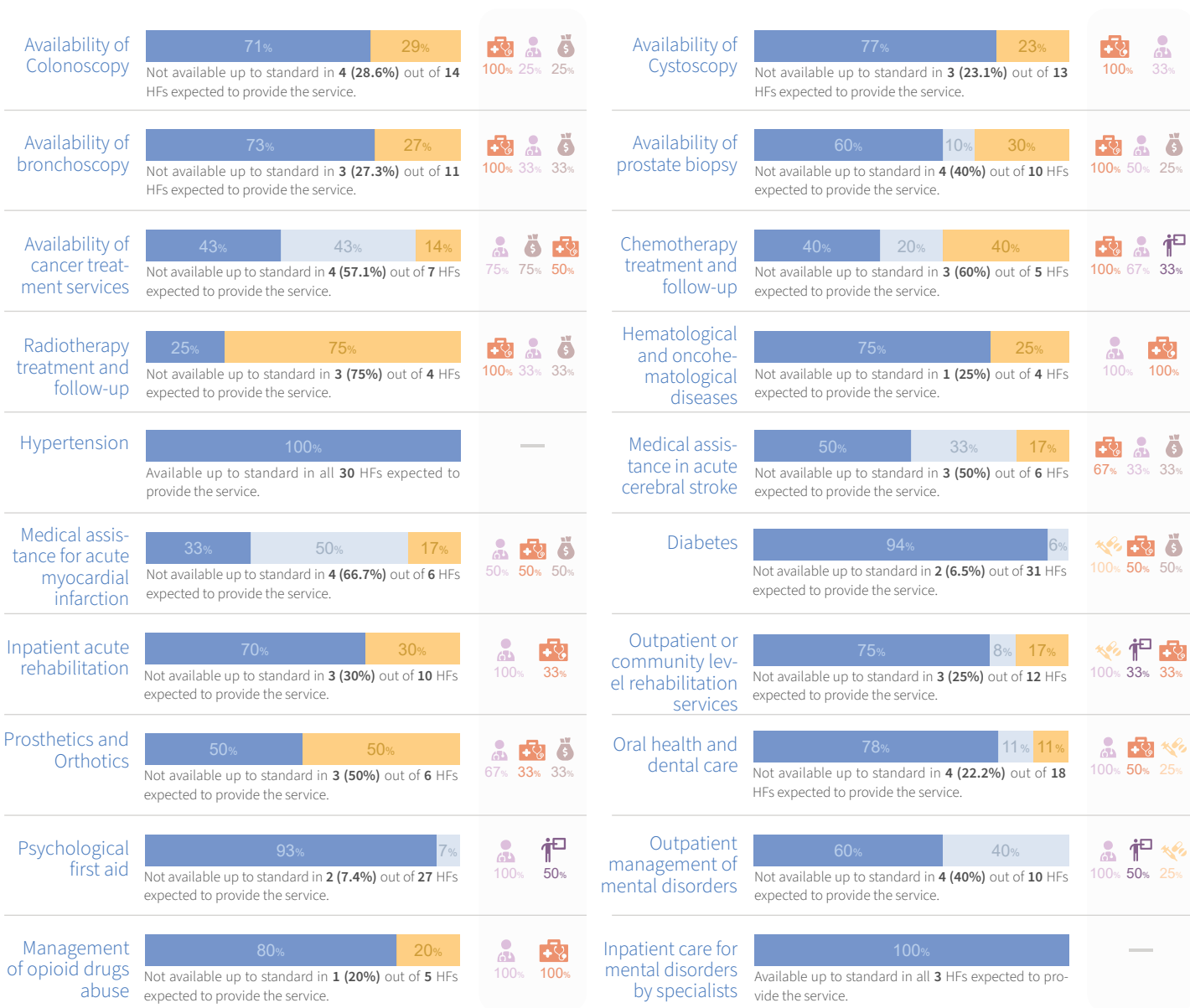
## Availability status

Available Partially available Not available

## Barriers for partial availability or non-availability.

Lack of staff Lack of supplies Lack of financial resources  
Lack of training Lack of equipment

# Noncommunicable diseases and mental health (cont.)



This analysis was produced based on the information reported into HeRAMS up to 27 August 2025 and while the deployment of HeRAMS, including data verification and validation, continue. Hence, this analysis is not final and is produced solely for the purposes of informing operations.

The designations employed and the presentation of the material in this report do not imply the expression of any opinion whatsoever on the part of WHO concerning the legal status of any country, territory, city, or area or of its authorities, or concerning the delimitation of its frontiers or boundaries. Dotted lines on maps represent approximate border lines for which there may not yet be full agreement.

### Notes:

1. Causes of non-functionality, basic amenity types, and barriers impeding service availability, were limited to the top three most frequently reported responses.
2. The analysis of barriers impeding service availability was limited to HFIs where the health service is not available up to standard.
3. The analysis of individual services was limited to HFIs expected to provide the specific service.



Data source: HeRAMS Ukraine  
Data accessed on: 27 August 2025  
Date report created: 30 October 2025  
Contact: [herams@who.int](mailto:herams@who.int)






# HeRAMS Ukraine | Zhytomyrska

## SNAPSHOT AUGUST 2025

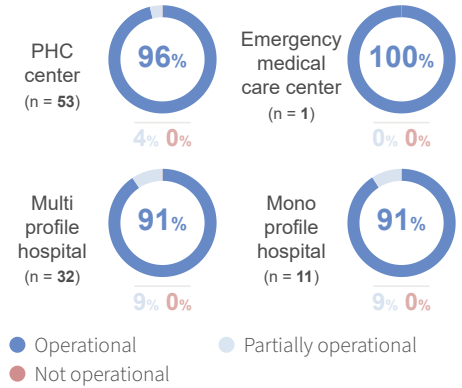
### OPERATIONAL STATUS



Out of 97 HF's\* evaluated.



### HF by type



### MAIN CAUSES OF...

#### Building damage

The 2 primary causes of building damage reported by 6 partially damaged HF's.



#### Functionality constraints

No functionality constraints reported.

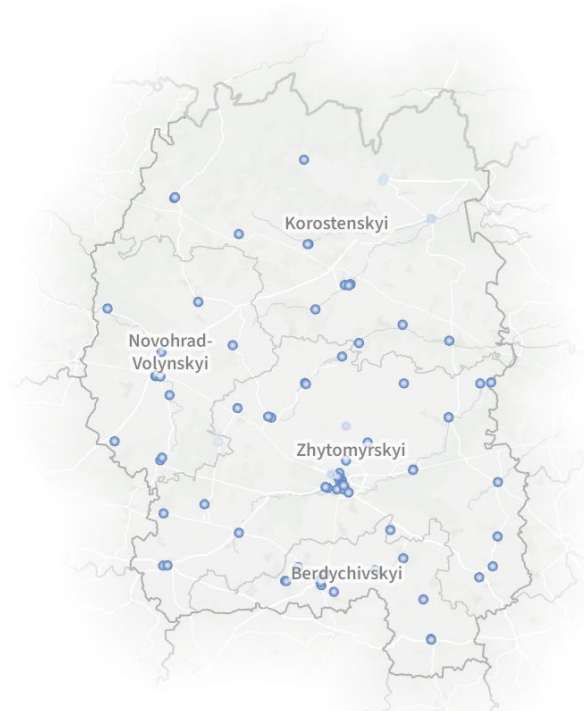
#### Equipment damage

The primary cause of equipment damage reported by 1 partially damaged HF.



#### Accessibility constraints

No accessibility constraints reported.

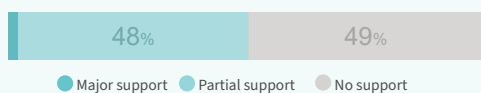


\* The term health facility is an all-encompassing designation that includes all modalities of service delivery. Beyond traditional health facilities, this may include temporary structures or mobile clinics.

\*\* HF's reported as destroyed, non-functioning, or inaccessible are deemed unable to provide any health services, hence categorized as non-operational. Consequently, reporting ends upon confirmation of a HF's non-operational status.

## Partner support

Out of 97 HF partially and fully operational HF.



### Partner support types

Out of 49 HF receiving major or partial support from partners.



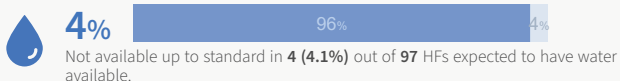
## BASIC AMENITIES\*

Out of 97 HF partially and fully operational HF.

● Available ● Partially available ● Not available

### WASH

#### Water

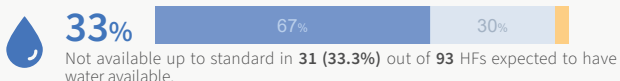


#### Main water sources

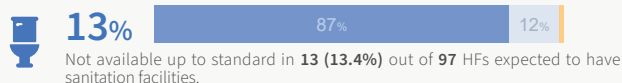
Out of 97 HF where water is at least partially available.



#### Water storage



#### Sanitation facilities



Out of 96 HF where sanitation facilities is at least partially available.

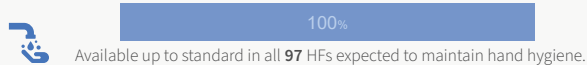
#### Sanitation facilities types\*



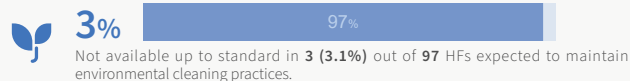
#### Sanitation facilities accessibility\*



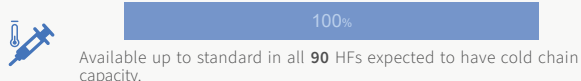
#### Hand-hygiene facilities



#### Cleaning equipment



### Cold chain



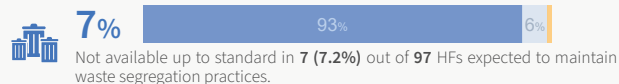
#### Cold chain sources

Out of 90 HF where cold chain is at least partially available.

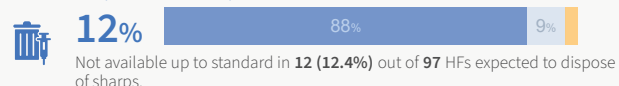


### Waste management

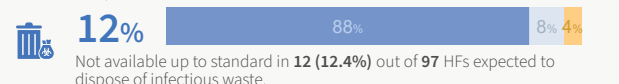
#### Waste segregation



#### Final disposal of sharps

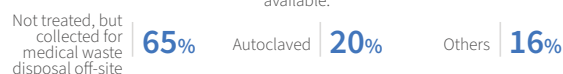


#### Final disposal of infectious waste

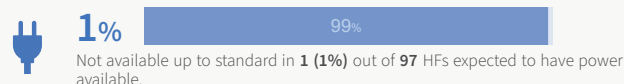


#### Waste disposal methods

Out of 93 HF where final disposal of sharps or infectious waste are at least partially available.



### Power

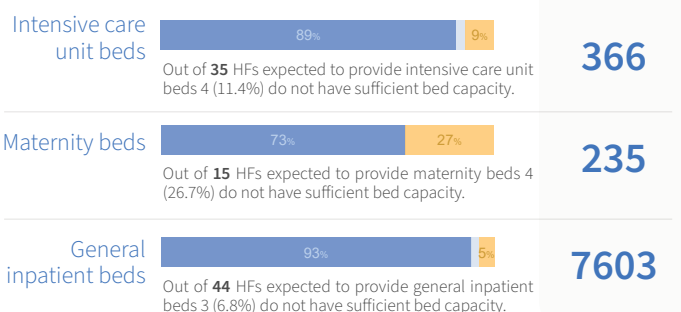


#### Power sources

Out of 97 HF where power is at least partially available.



### Inpatient bed capacity\*



#### Main barriers\*

Out of 6 HF where inpatient bed capacity is not available up to standards.



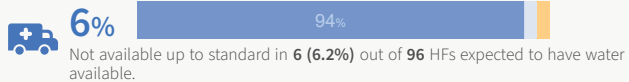
\*Out of 97 HF. HF reported as destroyed, non-functioning, or inaccessible are considered unable to provide health services in their current state and are therefore excluded from this section.

# BASIC AMENITIES\*

Out of 97 HFIs partially and fully operational HFIs.

● Available ● Partially available ● Not available

## Transportation of patients



### Transportation types

Out of 93 HFIs where transportation of patients is at least partially available.



## Heating

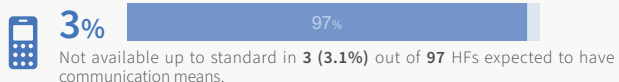


### Heating sources

Out of 97 HFIs where heating is at least partially available.



## Communications Equipment Sufficiency

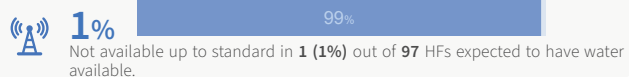


### Communication equipment types

Out of 97 HFIs where communication is at least partially available.



## Connectivity



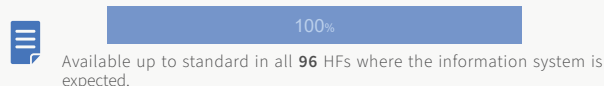
### Connectivity types

Out of 97 HFIs where connectivity is at least partially available.

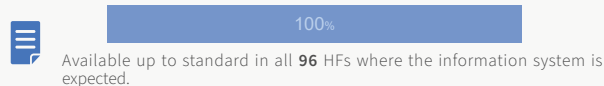


## Health information management systems

### eHealth



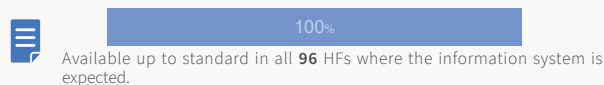
### Data entrance into the eHealth



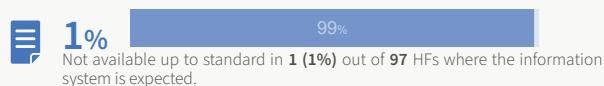
### Epidemiological Reports



### Activity Reports



### eHealth trainings to health staff

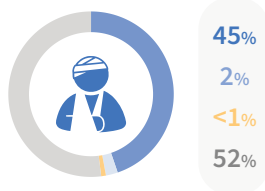


# ESSENTIAL HEALTH SERVICES\*

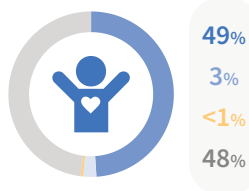
## Service domain overview

● Available ● Partially available ● Not available ● Not normally provided

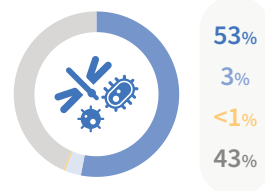
### General clinical and trauma care



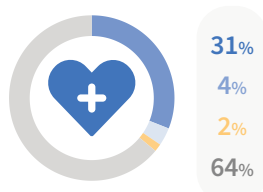
### Child health and nutrition



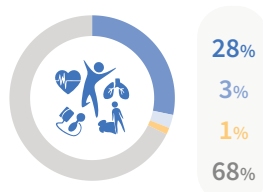
### Communicable diseases



### Sexual and reproductive health



### NCD and mental health



\*Out of 97 HFIs. HFIs reported as destroyed, non-functioning, or inaccessible are considered unable to provide health services in their current state and are therefore excluded from this section.




### Availability status

Available Partially available Not available

### Barriers for partial availability or non-availability.

Lack of staff Lack of supplies Lack of financial resources  
Lack of training Lack of equipment

## General clinical and emergency care



\* Out of 97 HFAs. HFAs reported as destroyed, non-functioning, or inaccessible are considered unable to provide health services in their current state and are therefore excluded from this section.

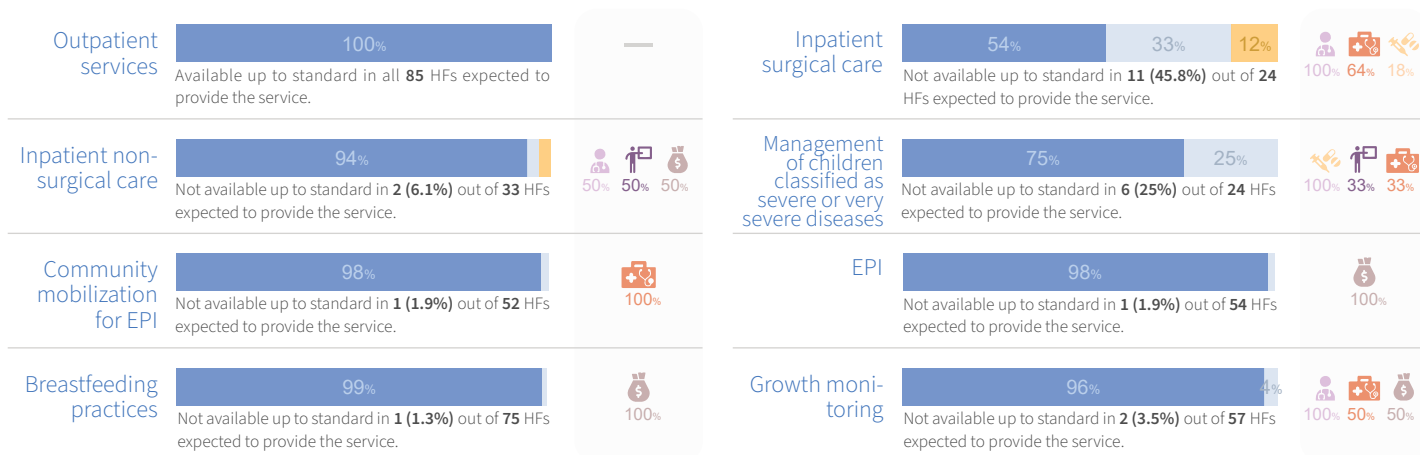
### Availability status

Available Partially available Not available

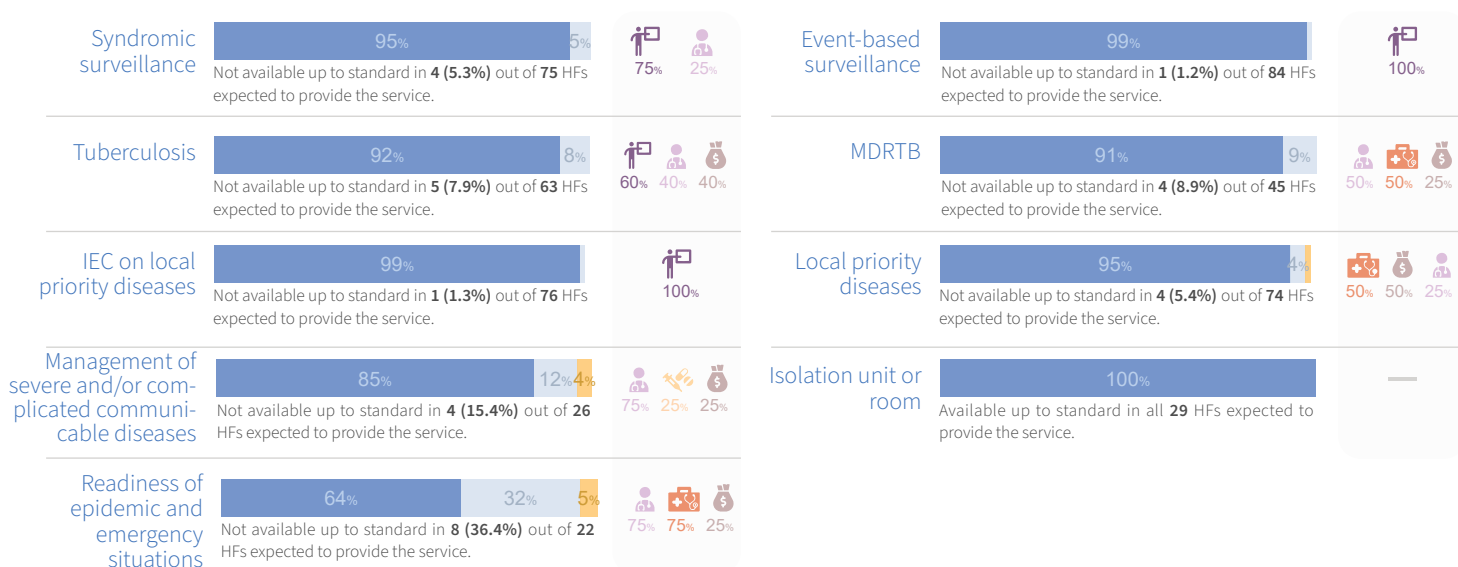
### Barriers for partial availability or non-availability.

Lack of staff Lack of supplies Lack of financial resources  
Lack of training Lack of equipment

## Child health and nutrition

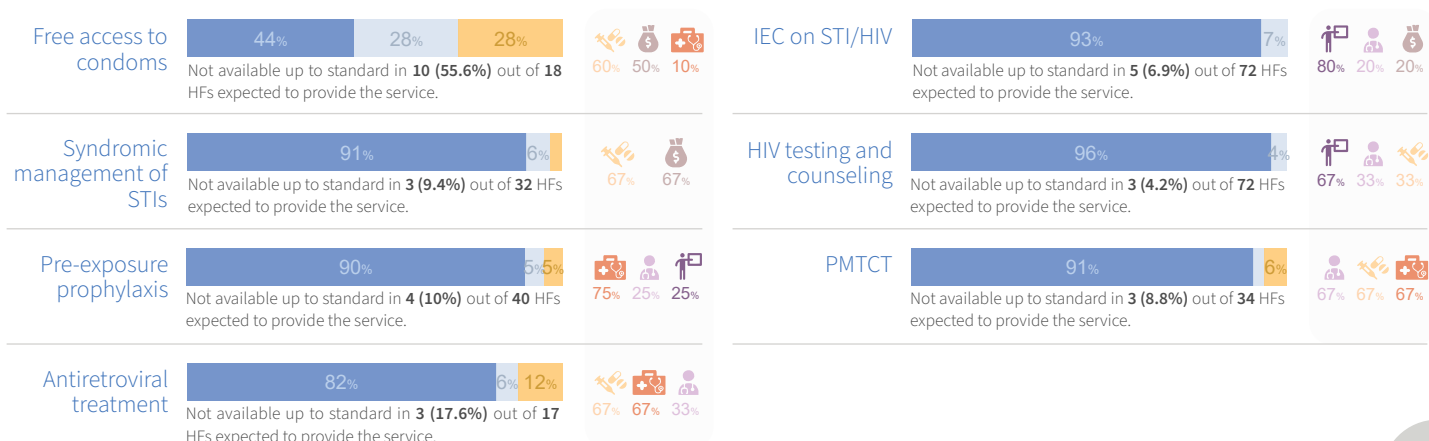


## Communicable diseases



## Sexual and reproductive health

### STI and HIV/AIDS



### Availability status

Available Partially available Not available

### Barriers for partial availability or non-availability.

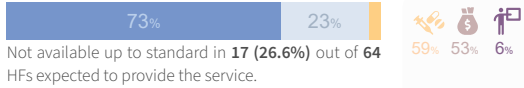
Lack of staff Lack of supplies Lack of financial resources  
Lack of training Lack of equipment

## Sexual and reproductive health (cont.)

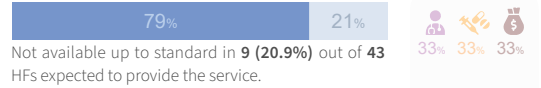


### Maternal and newborn health

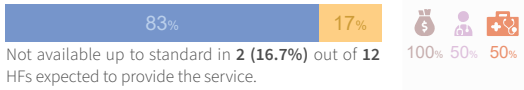
#### Family planning



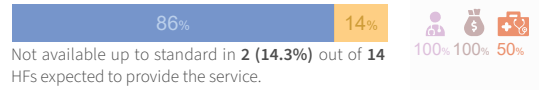
#### Antenatal care



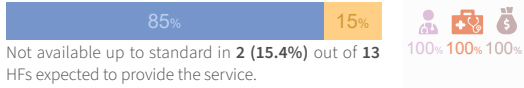
#### Skilled care during childbirth



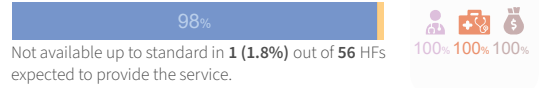
#### Basic Emergency Obstetric Care



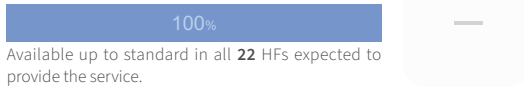
#### Comprehensive Emergency Obstetric Care



#### Postpartum care

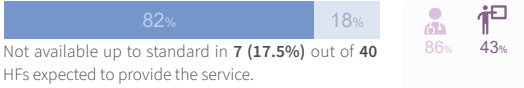


#### Comprehensive abortion care



### Sexual violence

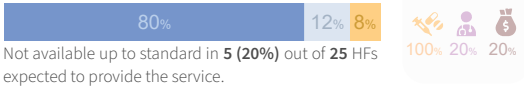
#### Clinical management of rape survivors



#### Emergency contraception

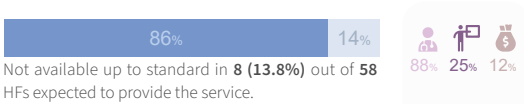


#### Post-exposure prophylaxis

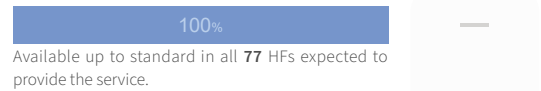


## Noncommunicable diseases and mental health

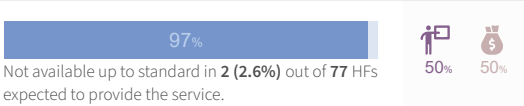
#### Promote self-care



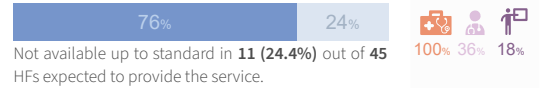
#### NCD Clinic



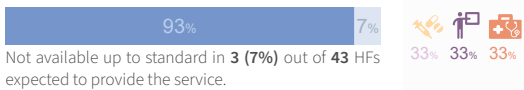
#### Asthma and Chronic Obstructive Pulmonary Disease



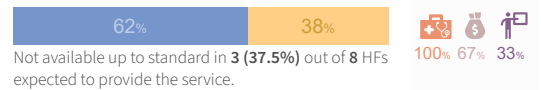
#### Availability of cancer diagnostics services



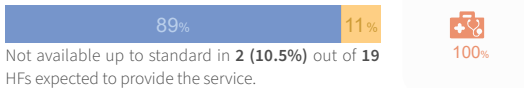
#### Primary cancer screening



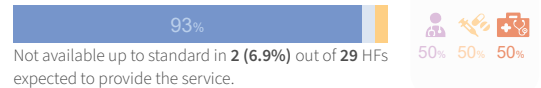
#### Availability of Mammography



#### Availability of Hysteroscopy



#### Availability of Esophagogastro-duodenoscopy



## Availability status

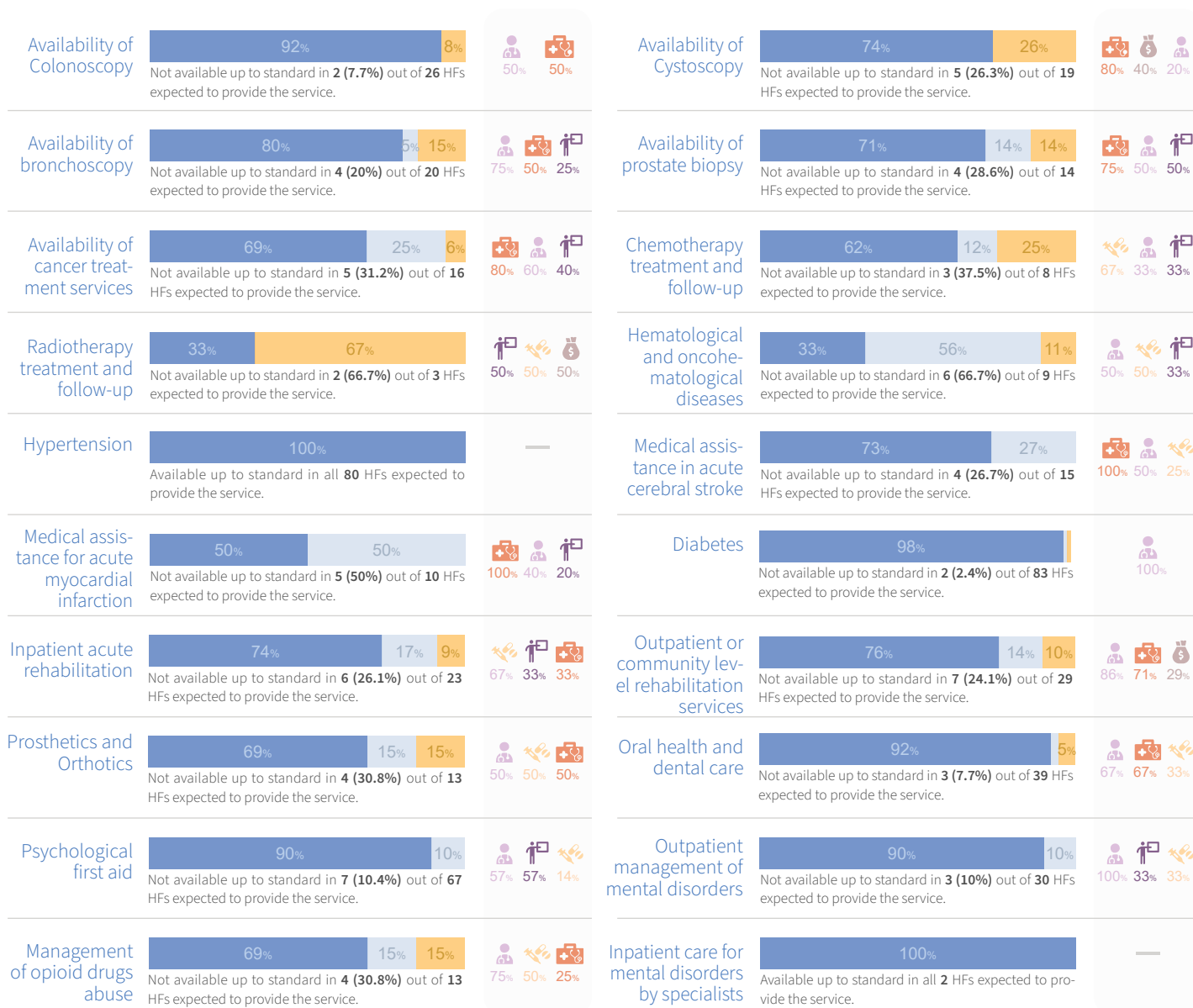
Available Partially available Not available

## Barriers for partial availability or non-availability.

Lack of staff Lack of supplies Lack of financial resources  
Lack of training Lack of equipment



# Noncommunicable diseases and mental health (cont.)



This analysis was produced based on the information reported into HeRAMS up to 27 August 2025 and while the deployment of HeRAMS, including data verification and validation, continue. Hence, this analysis is not final and is produced solely for the purposes of informing operations.

The designations employed and the presentation of the material in this report do not imply the expression of any opinion whatsoever on the part of WHO concerning the legal status of any country, territory, city, or area or of its authorities, or concerning the delimitation of its frontiers or boundaries. Dotted lines on maps represent approximate border lines for which there may not yet be full agreement.

### Notes:

1. Causes of non-functionality, basic amenity types, and barriers impeding service availability, were limited to the top three most frequently reported responses.
2. The analysis of barriers impeding service availability was limited to HFs where the health service is not available up to standard.
3. The analysis of individual services was limited to HFs expected to provide the specific service.



Data source: HeRAMS Ukraine  
Data accessed on: 27 August 2025  
Date report created: 30 October 2025  
Contact: [herams@who.int](mailto:herams@who.int)





# HeRAMS Ukraine

## HeRAMS service definitions



General clinical and trauma care service

TITLE	SERVICE DEFINITIONS
<b>Request for ambulance services by the patient</b>	User-activated dispatch of basic ambulance services from the EMC center or emergency medical care and provision of emergency medical aid upon personal application to persons who are in an urgent condition and require emergency medical aid.
<b>Recognition of danger signs</b>	Recognition of danger signs in neonates, children and adults, including early recognition of signs of serious infection, with timely referral to higher-level care.
<b>Acuity-based formal triage</b>	Acuity-based formal triage of children and adults at first entry to the facility.
<b>Basic emergency care by prehospital provider</b>	Initial syndrome-based management at scene by prehospital providers for difficulty breathing, shock, altered mental status, and polytrauma.
<b>Basic emergency care</b>	Basic syndrome-based management of difficulty breathing, shock, altered mental status, and polytrauma for neonates, children and adults [interventions include manual airway maneuvers, oral/nasal airway placement, oxygen administration, bag-valve mask ventilation, temperature management, administration of essential emergency medications, including empiric antibiotics for serious infection.
<b>Advanced syndrome-based management</b>	Advanced Syndrome-based management of difficulty breathing, shock, altered mental status, and polytrauma in dedicated emergency unit, including for neonates, children and adults (Interventions include intubation, mechanical ventilation, surgical airway, and placement of chest drain, hemorrhage control, defibrillation, administration of IV fluids via peripheral and central venous line with adjustment for age and condition, including malnutrition; administration of essential emergency medications).
<b>Referral capacity without the need of specific transportation</b>	Referral procedures (e.g., electronic referral), means of communication.
<b>Monitored referral with transportation</b>	Monitoring during transport (e.g., using the ambulance) from one specialized HF to another and structured handover to facility personnel.
<b>Acceptance of referrals</b>	Acceptance of referral with remote decision support for prehospital providers and primary-level facilities, and condition-specific protocol-based referral to higher levels.
<b>Acceptance of complex referrals</b>	Acceptance of complex referrals with remote decision support for prehospital providers and lower-level facilities.
<b>Outpatient services for primary care</b>	Outpatient services for primary care with availability of all essential drugs for primary care as per national guidelines.
<b>Outpatient department for specialized care</b>	Outpatient department (OPD) with availability of all essential drugs for specialized care.
<b>Home visits</b>	Home visits including promotion of self-care practices, monitoring of non communicable diseases (NCD) medication compliance and palliative care.
<b>Minor trauma definitive management</b>	Pain management, tetanus toxoid and human antitoxin, minor surgery kits, suture absorbable/silk with needles, disinfectant solutions, bandages, gauzes, cotton wool.
<b>Emergency and elective surgery</b>	Full surgical wound care, advanced fracture management through at least one operating theatre with basic general anesthesia (with or without gas).
<b>Emergency and elective surgery with at least two operating theatres</b>	Emergency and elective surgery with at least two operating theatres with pediatric and adult gaseous anesthetic.
<b>Orthopedic/trauma ward</b>	Orthopedic/trauma ward for advanced orthopedic and surgical care, including burn patient management.
<b>Short hospitalization capacity</b>	Short hospitalization capacity (maximum 48 hours).
<b>Basic inpatient bed capacity</b>	Inpatient beds capacity with 24/7 availability of medical doctors (MD), nurses and midwives, and beds for short observation before admission, or 24/48-hour hospitalization.

TITLE	SERVICE DEFINITIONS
Advanced inpatient bed capacity	Advanced inpatient bed capacity with pediatric and ob-gyn wards with 24/7 availability of doctors and/or specialists (general surgeon, ob-gyn, pediatrician, others).
Inpatient critical care management	Intensive care unit with availability of mechanical ventilation, infusion pumps and thirdline emergency drugs.
Basic laboratory	General blood analysis with leukocytes formula, urinalysis, glucose in whole blood, total cholesterol; pregnancy, troponin, HIV, hepatitis viruses rapid tests; SARS-CoV-2 antigen test.
Laboratory services for specialized care	Extended clinical blood analysis; determination of blood group and Rh factor; biochemical blood analysis; lipid profile; rheumatological and acute phase indicators; coagulation hemostasis; determination of glucose in whole blood or blood serum and/or conducting a glucose tolerance test; glycosylated hemoglobin in whole blood; cerebrospinal fluid analysis; urinalysis; microalbumin, acetone in urine; stool analysis; testing for syphilis, hepatitis, HIV, SARS-CoV-2 antigen test; bacteriological tests with serotyping and sensitivity to antibacterial therapy.
Blood bank services	Blood bank services.
Hemodialysis/ Peritoneal dialysis	Hemodialysis/ Peritoneal dialysis (outpatient).
Basic X-ray service	X-ray service (basic radiological unit) and ultrasound.
Radiology unit	Radiology unit with X-ray with stratigraphy, intraoperation X-ray intensifier, ultrasound, MRI and/or CT scan.
Early discharge of post-operative patients in mass casualty scenarios	Procedures in place for early discharge of post-operative patients through referral to secondary hospitals, in mass casualty scenarios.
Remote consultations telemedicine	Remote consultations telemedicine.
Burns treatment	Extensive and/or severe burns clinical management through at least one operating theatre with basic general anesthesia (with or without gas).



### Child health and nutrition

TITLE	SERVICE DEFINITIONS
Outpatient services	Provision of consultative-diagnostic and treatment-prophylactic outpatient medical care.
Inpatient surgical care	Inpatient surgical care for newborns and children, surgical care for burns and/or trauma, inpatient care of poisoning and intoxication.
Inpatient non-surgical care	Providing medical assistance aimed at alleviating or eliminating symptoms and manifestations of a disease or other disability, normalization of disturbed life processes and recovery, restoration of health of patients without the use of surgical operations.
Management of children classified as severe or very severe diseases	Management of children classified as severe or very severe diseases (parenteral fluids and drugs, oxygen) Providing medical care to children with severe acute and chronic diseases, including in the intensive care unit, in accordance with standards.
Community mobilization for EPI	Community mobilization and support of outreach sites of routine Expanded Programme for Immunization (EPI), and/or mass vaccination campaigns
EPI	EPI (Expanded Programme on Immunization): regular outreach site for routine immunization against all national target diseases or permanent site with functioning cold chain in place.
Breastfeeding practices	Information, education and communications (IEC) of child caretaker, early initiation of breastfeeding, promotion of exclusive breastfeeding, active case finding and referral of sick children.
Growth monitoring	Growth monitoring (primary health care level).



TITLE	SERVICE DEFINITIONS
<b>Syndromic surveillance</b>	Regular reporting sentinel site for syndromic surveillance of local relevant diseases/ conditions.
<b>Event-based surveillance</b>	Immediate reporting of unexpected or unusual health events through an event-based surveillance system.
<b>Tuberculosis</b>	Diagnosis and treatment of tuberculosis (TB) cases, or detection and referral of suspected cases, and follow-up.
<b>MDRTB</b>	Diagnosis, management, and follow-up of multi-drug-resistant TB patients.
<b>IEC on local priority diseases</b>	Information, education and communication on the prevention and self-care of local priority diseases.
<b>Local priority diseases</b>	Diagnosis and management of other locally relevant diseases such as measles, viral hepatitis, diphtheria, pertussis, etc., with protocols available for identification, classification, stabilization and referral of severe cases.
<b>Management of severe and/or complicated communicable diseases</b>	Management of severe and/or complicated communicable diseases (such as measles with pneumonia, others).
<b>Isolation unit or room</b>	Isolation unit or room for patients with highly infectious diseases.
<b>Readiness of epidemic and emergency situations</b>	Readiness to provide medical assistance in the conditions of the spread of infectious diseases, epidemics and in other emergency situations. Equipped reception department with a reception and examination room or an emergency medical care department; separated zone for triage; separated pass ways of infectious and non-infectious patients; ability to provide at least 120 beds for the patients with infectious diseases, 80% of which equipped with centralized supply of oxygen or oxygen concentrators, number of ICU beds at least 10% of total number of beds for the patients with infectious diseases with high-flow oxygen therapy equipment using a high-pressure (2-5 atm) and high-power (at least 60-100 l/min) oxygen source.



TITLE	SERVICE DEFINITIONS
<b>Free access to condoms</b>	Free access to condoms.
<b>IEC on STI/HIV</b>	IEC on prevention of STI/HIV infections and behavioral change communications.
<b>Syndromic management of STIs</b>	Syndromic management of STIs (sexually transmitted infections), national first-line antibiotics available.
<b>HIV testing and counseling</b>	HIV testing and counseling.
<b>PMTCT</b>	Prophylaxis and treatment of opportunistic infections, prevention of mother-to-child HIV transmission.
<b>Antiretroviral treatment</b>	Antiretroviral treatment (ART).
<b>Pre-exposure prophylaxis</b>	Pre-exposure prophylaxis.
<b>Family planning</b>	Availability of pregnancy test and contraceptive methods as per national guidelines.
<b>Antenatal care</b>	Assess pregnancy, birth and emergency plan, respond to problems observed (urine protein test strips, Syphilis RDT) and/or reported STI, advise/counsel on nutrition and breastfeeding, self-care and family planning, prevention of extragenital complications.
<b>Skilled care during childbirth</b>	Skilled care during childbirth including early essential new-born care: preparing for birth, assess presence of labor, stage, fill partograph and monitor, manage conditions accordingly, dry baby, clean cord care, basic new-born resuscitation, skin-to-skin contact, oxytocin, early and exclusive breastfeeding, eye prophylaxis (available magnesium sulphate and antenatal steroid).
<b>Basic emergency obstetric care</b>	Basic emergency obstetric care (BEmOC): parenteral antibiotics, oxytocic/anticonvulsant drugs, manual removal of placenta, removal of retained products with manual vacuum aspiration (MVA), assisted vaginal delivery, health facility functioning 24/7.
<b>Comprehensive emergency obstetric care</b>	BEmOC, caesarean section, safe blood transfusion.
<b>Postpartum care</b>	Examination of mother and newborn baby (up to 6 weeks), respond to observed signs, support breastfeeding, counsel on complementary feeding, promote family planning.

TITLE	SERVICE DEFINITIONS
Comprehensive abortion care	Safe induced abortion for all legal indications, uterine evacuation using manual vacuum aspiration (MVA) or medical methods where applicable, antibiotic prophylaxis, treatment of abortion complications, counselling for abortion and post-abortion contraception.
Clinical management of rape survivors	Clinical management of rape survivors (including psychological support).
Emergency contraception	Emergency contraception
Post-exposure prophylaxis	Post-exposure prophylaxis (PEP) for STIs and HIV infections.



### Noncommunicable diseases and mental health

TITLE	SERVICE DEFINITIONS
Promote self-care	Provide basic health care and psychosocial support, identify, and refer severe cases for treatment, provide needed follow-up to patients discharged by the health facility, and provide social services for people with chronic health conditions, disabilities, and mental health problem.
NCD clinic	Brief advice on tobacco, alcohol and substance abuse, healthy diet, screening, and management of risks of cardiovascular disease (CVD), individual counselling on adherence to chronic therapies, availability of blood pressure (BP) apparatus, blood glucose and urine ketones test strips, and essential NCD drugs as per national list.
Asthma and chronic obstructive pulmonary disease	Asthma and chronic obstructive pulmonary disease (COPD): classification, treatment, and follow-up.
Hypertension	Early detection, management, and counseling (including dietary advice), follow-up.
Diabetes	Early detection, management (oral anti-diabetic and insulin available), counselling (including dietary advice), foot care, follow-up .
Inpatient acute rehabilitation	Inpatient rehabilitation for people with acute injury or illness, delivered by rehabilitation professionals as part of multi-disciplinary acute care, including the provision of assistive devices such as crutches or wheelchairs.
Outpatient or community level rehabilitation services	Provided by a rehabilitation professional via an outpatient rehabilitation service, often as part of follow up care, including assistive device provision or maintenance.
Prosthetics and orthotics	Manufacture, fitting and training to use prosthetic and orthotic devices.
Oral health and dental care	Oral health and dental care
Psychological first aid	Psychological first aid for distressed people, survivors of assault, abuse, neglect, domestic violence, and linking vulnerable individuals/families with resources, such as health services, livelihood assistance etc.
Outpatient management of mental disorders	Outpatient management of mental disorders by specialized and/or trained and supervised non-specialized health-care providers, availability of fluoxetine, carbamazepine, haloperidol, biperiden and diazepam.
Inpatient care for mental disorders by specialists	Inpatient care for management of mental disorders by specialized health-care providers.
Cancer diagnostics services	Availability of cancer diagnostics services.
Primary cancer screening	Primary cancer screening (non-instrumental methods).
Mammography	Availability of mammography.
Hysteroscopy	Availability of hysteroscopy.
Esophagogastroduodenoscopy	Availability of esophagogastroduodenoscopy.
Colonoscopy	Availability of colonoscopy.
Cystoscopy	Availability of cystoscopy.

TITLE	SERVICE DEFINITIONS
<b>Bronchoscopy</b>	Availability of bronchoscopy.
<b>Prostate biopsy</b>	Availability of prostate biopsy.
<b>Cancer treatment services</b>	Availability of cancer treatment services.
<b>Chemotherapy treatment and follow-up</b>	Chemotherapy treatment and follow-up: of adults and children in outpatient and inpatient settings.
<b>Radiotherapy treatment and follow-up</b>	Radiotherapy treatment and follow-up.
<b>Hematological and oncohematological diseases</b>	Treatment and follow-up of adults and children with hematological and oncohematological diseases in outpatient and inpatient settings.
<b>Medical assistance in acute cerebral stroke</b>	Medical assistance in acute cerebral stroke (acute disturbance of cerebral circulation). Emergency neurovisualisation (no later than 60 minutes from the moment a patient suspected of having an acute stroke comes to the facility or is delivered by an emergency medical team), systemic thrombolytic therapy (in case of ischemic stroke), including provision of the necessary drugs; laboratory and neuroimaging control after systemic thrombolytic therapy; referral for/performance of endovascular neurointerventions, laboratory and neuroimaging control after endovascular neurointerventions.
<b>Medical assistance for acute myocardial infarction</b>	Medical assistance for acute myocardial infarction (acute coronary syndrome). Emergency determination of basic biochemical indicators and specific cardiac blood tests to confirm myocardial damage; full range of medical care for emergency catheterization of coronary arteries of the heart and restoration of blood flow in a heart attack-related artery.
<b>Management of opioid drugs abuse</b>	Treatment of persons with mental and behavioral disorders caused opioids use with substitution therapy drugs.

