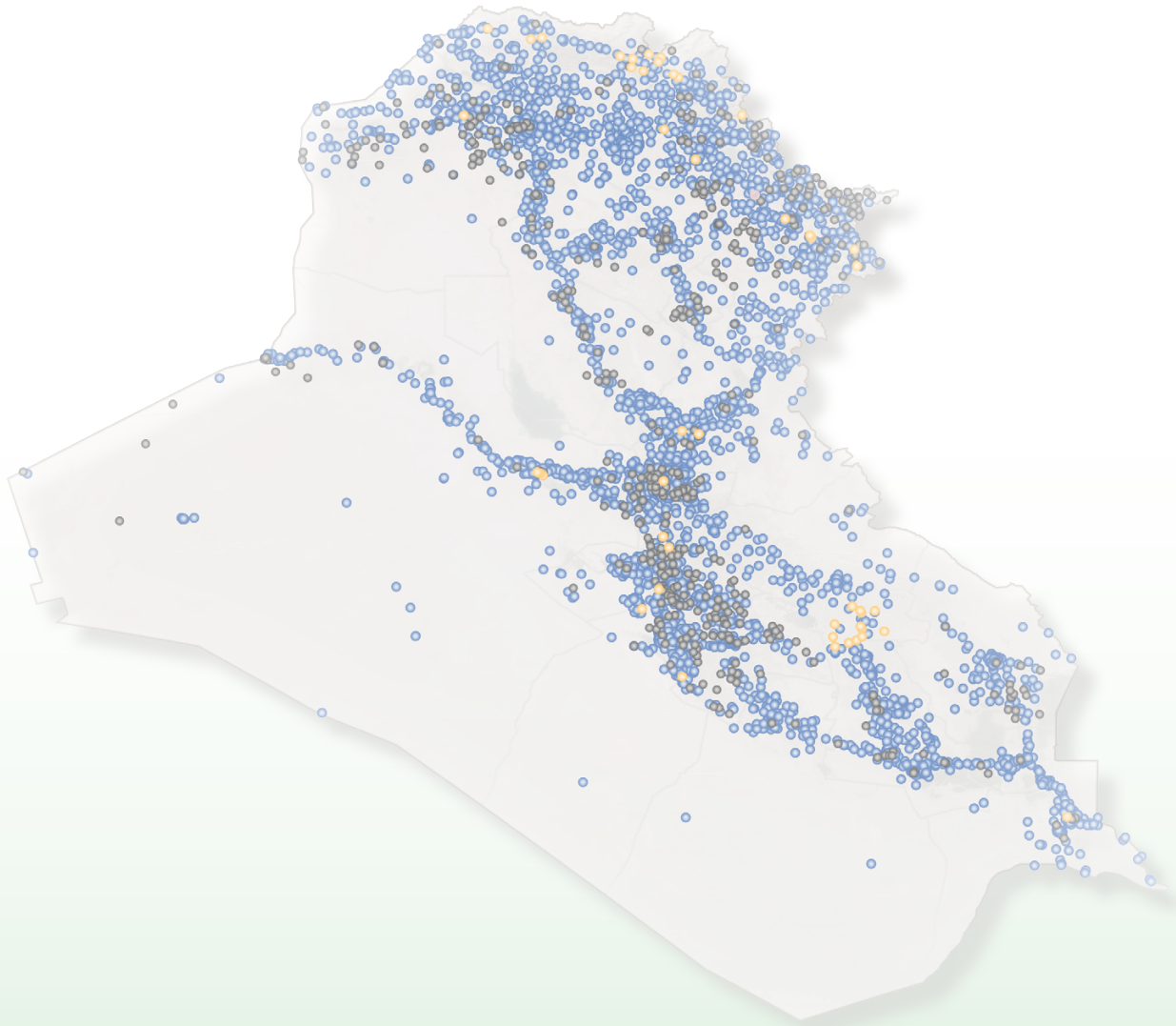




HeRAMS Iraq

Status update report

November 2024



General clinical and trauma care services

A comprehensive mapping of availability of essential services and barriers to their provision



© World Health Organization 2024

Some rights reserved. This work is available under the Creative Commons Attribution-NonCommercial-ShareAlike 3.0 IGO licence (CC BY-NC-SA 3.0 IGO; <https://creativecommons.org/licenses/by-nc-sa/3.0/igo>).

Under the terms of this licence, you may copy, redistribute and adapt the work for non-commercial purposes, provided the work is appropriately cited, as indicated below. In any use of this work, there should be no suggestion that WHO endorses any specific organization, products or services. The use of the WHO logo is not permitted. If you adapt the work, then you must license your work under the same or equivalent Creative Commons licence. If you create a translation of this work, you should add the following disclaimer along with the suggested citation:

“This translation was not created by the World Health Organization (WHO). WHO is not responsible for the content or accuracy of this translation. The original English edition shall be the binding and authentic edition.”

Any mediation relating to disputes arising under the licence shall be conducted in accordance with the mediation rules of the World Intellectual Property Organization (<http://www.wipo.int/amc/en/mediation/rules/>).

Suggested citation. HeRAMS Iraq status update report November 2024 - General clinical and trauma care services: A comprehensive mapping of availability of essential services and barriers to their provision; 2024

Third-party materials. If you wish to reuse material from this work that is attributed to a third party, such as tables, figures or images, it is your responsibility to determine whether permission is needed for that reuse and to obtain permission from the copyright holder. The risk of claims resulting from infringement of any third-party-owned component in the work rests solely with the user.

General disclaimers. The designations employed and the presentation of the material in this publication do not imply the expression of any opinion whatsoever on the part of WHO concerning the legal status of any country, territory, city or area or of its authorities, or concerning the delimitation of its frontiers or boundaries. Dotted lines on maps represent approximate border lines for which there may not yet be full agreement.

The mention of specific companies or of certain manufacturers' products does not imply that they are endorsed or recommended by WHO in preference to others of a similar nature that are not mentioned. Errors and omissions excepted, the names of proprietary products are distinguished by initial capital letters.

All reasonable precautions have been taken by WHO to verify the information contained in this publication. However, the published material is being distributed without warranty of any kind, either expressed or implied. The responsibility for the interpretation and use of the material lies with the reader. In no event shall WHO be liable for damages arising from its use.

HeRAMS Iraq

Status update report

November 2024

General clinical and trauma care services

A comprehensive mapping of availability of essential services and barriers to their provision



ACRONYMS

- CT** Computed tomography
- HeRAMS** Health Resources and Services Availability Monitoring System
- HSDU** Health Service Delivery Unit
- ICRC** International Committee of the Red Cross
- MRI** Magnetic Resonance Imaging
- NCD** noncommunicable diseases
- WHO** World Health Organization

TABLE OF CONTENTS

Acronyms	IV
Disclaimer	7
Overview of HSDUs evaluated	8
Part I:	
Overview of general clinical and trauma care services.....	11
Interpretation guide	12
Overview of service availability and barriers	13
Part II:	
In-depth analysis by health service.....	16
Interpretation guide	17
Request for ambulance services by the patient	2
Recognition of danger signs	4
Acuity-based formal triage	6
WHO basic emergency care by ambulance services centers	8
WHO basic emergency care in emergency room	10
Advanced syndrome-based management	12
Monitored referral	14
Referral capacity	16
Acceptance of referrals	18
Acceptance of complex referrals	20
Outpatient services for primary care	22
Outpatient department for secondary care	24
Home visits	26
Minor trauma definitive management	28

Emergency and elective surgery	30
Emergency and elective surgery with at least two operating theatres	32
Orthopedic/trauma ward	34
Short hospitalization capacity	36
20 Inpatient bed capacity	38
50 inpatient bed capacity	40
Inpatient critical care	42
Basic laboratory	44
Secondary level laboratory services	46
Tertiary level laboratory services	48
Basic radiology services	50
Advanced radiology services	52
Blood bank services	54
Hemodialysis unit	56
Basic X-ray service	58
Radiology unit with ultrasound	60
Radiology unit with advanced services	62
Procedures for mass casualty scenarios	64
Annexes.....	67
Annex I: Previously published reports	68
Annex II: Population estimates	69
Annex III: Service definitions	70



DISCLAIMER

Disruptions to health systems can impede provision of and access to essential health services. Communities' vulnerability to increased morbidity and mortality substantially increases when a lack of reliable information prevents sound decision-making, especially in rapidly changing environments that require continued assessment. The Health Resources and Services Availability Monitoring System (HeRAMS) aims to provide decision-makers and health stakeholders at large with vital and up-to-date information on the availability of essential health resources and services, help them identify gaps and determine priorities for intervention.

HeRAMS draws on the wealth of experience and knowledge gathered by the World Health Organization (WHO) and health sector actors, including nongovernmental organizations, donors, academic institutions and other technical bodies. It builds on a collaborative approach involving health service providers at large and integrating what is methodologically sound and feasible in highly constrained, low-resourced and rapidly changing environments such as humanitarian emergencies. Rapidly deployable and scalable to support emergency response and fragile states, HeRAMS can also be expanded to - or directly implemented as - an essential component of routine health information systems. Its modularity and scalability make it an essential component of emergency preparedness and response, health systems strengthening, universal health coverage and the humanitarian development nexus.

HeRAMS has been deployed in Iraq since July 2022 and has allowed for the assessment of 5106 health service delivery units (HSDUs). This analysis was produced based on the data collected up to 14 November 2024. It is important to note that the deployment of HeRAMS is ongoing, including data verification and validation. Hence, this analysis is not final and was produced solely for the purpose of informing operations. This report is an update to the baseline reports published in June 2023¹.

This is the second report of the **HeRAMS Iraq status update report November 2024** series, focusing on the availability of general clinical and trauma care services. It is a continuation of the first report on the operational status of the health system² and should always be interpreted in conjunction with results presented in the first report. Additional reports are available covering essential child health and nutrition services³, communicable disease services⁴, sexual and reproductive health services⁵, and non-communicable disease and mental health services⁶.

Caution must be taken when interpreting the results presented in this report. Differences between information products published by WHO, national public health authorities, and other sources using different inclusion criteria and different data cut-off times are to be expected. While steps are taken to ensure accuracy and reliability, all data are subject to continuous verification and change.

For additional information, please see <https://www.who.int/initiatives/herams> or contact herams@who.int

¹ See [Annex 1](#) for a list of previously published reports.

² HeRAMS Iraq status update report November 2024 - Operational status of the health system: A comprehensive mapping of the operational status of health service delivery unit, <https://www.who.int/publications/m/item/herams-iraq-status-update-report-2024-11-operational-status-of-the-health-system>

³ HeRAMS Iraq status update report November 2024 - Child health and nutrition services: A comprehensive mapping of availability of essential services and barriers to their provision, <https://www.who.int/publications/m/item/herams-iraq-status-update-report-2024-11-child-health-and-nutrition-services>

⁴ HeRAMS Iraq status update report November 2024 - Communicable diseases services: A comprehensive mapping of availability of essential services and barriers to their provision, <https://www.who.int/publications/m/item/herams-iraq-status-update-report-2024-11-communicable-diseases-services>


⁵ HeRAMS Iraq status update report November 2024 - Sexual and reproductive health services: A comprehensive mapping of availability of essential services and barriers to their provision, <https://www.who.int/publications/m/item/herams-iraq-status-update-report-2024-11-sexual-and-reproductive-health-services>

⁶ HeRAMS Iraq status update report November 2024 - Noncommunicable diseases and mental health services: A comprehensive mapping of availability of essential services and barriers to their provision, <https://www.who.int/publications/m/item/herams-iraq-status-update-report-2024-11-noncommunicable-diseases-and-mental-health-services>

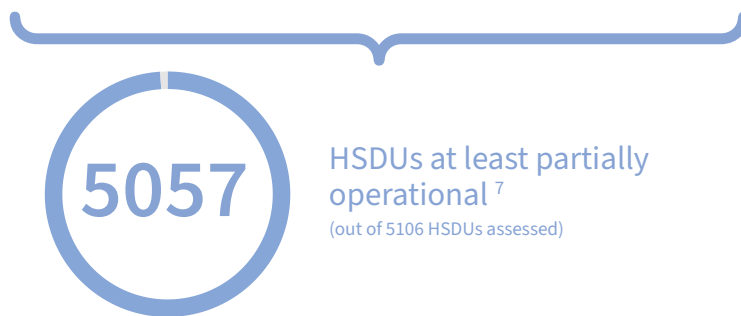



OVERVIEW OF HSDUS EVALUATED

Data collection summary



5106 HSDUs reporting



⁷ HSDUs (Health Service Delivery Units) reported as destroyed, non-functioning, or inaccessible are deemed unable to provide any health services, hence categorized as non-operational. Consequently, reporting ends upon confirmation of an HSDU's non-operational status.

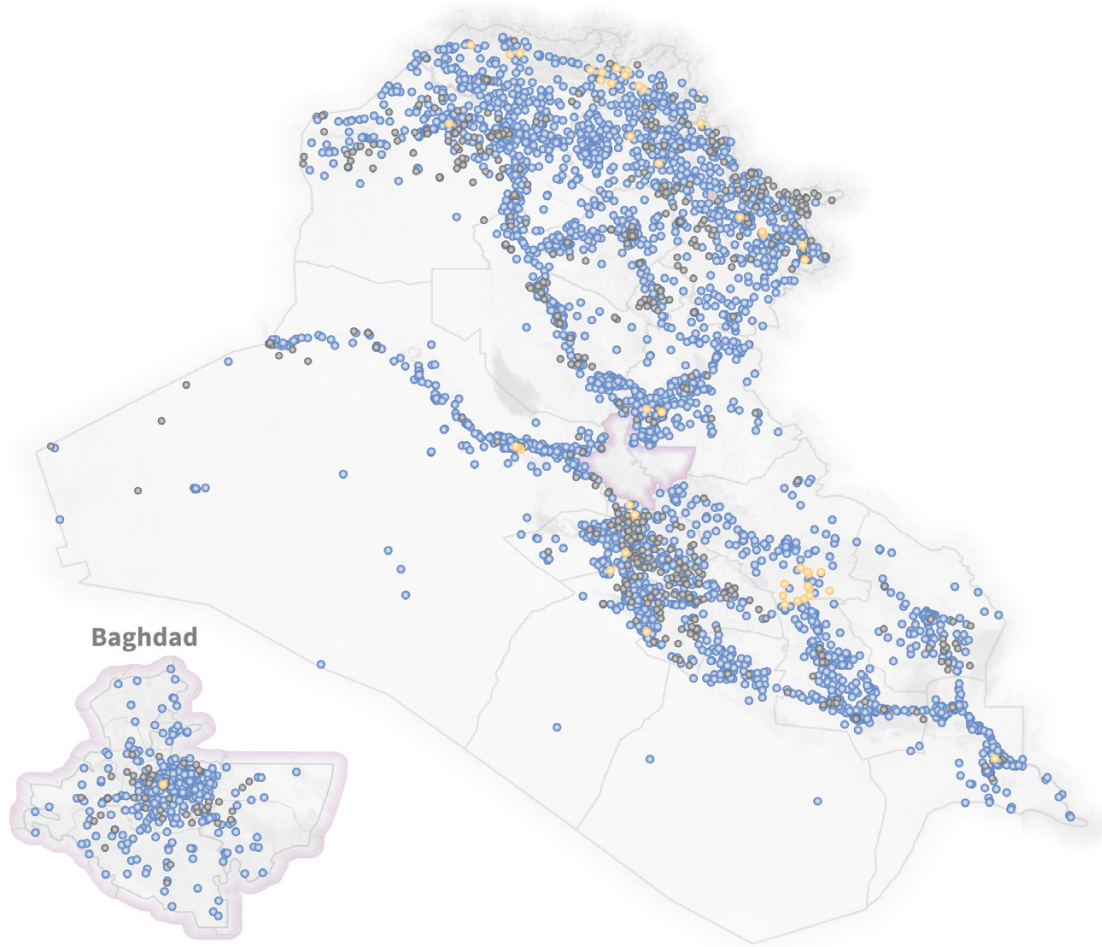
Reporting frequency and operational status by directorate of health

DIRECTORATE OF HEALTH	Ambulance			Blood bank			Public Medical Clinics			Health Center			Sub-health centre			Hospital			Mobile Clinic			Other			TOTAL HSDU				
	O	N/O	P/C	O	N/O	P/C	O	N/O	P/C	O	N/O	P/C	O	N/O	P/C	O	N/O	P/C	O	N/O	P/C	O	N/O	P/C	O	N/O	P/C	O	N/O
ANBAR	25	-	-	1	-	-	26	3	2	97	-	4	110	1	5	20	-	1	3	-	5	43	-	10	325	4	27		
BABYLON	13	-	-	2	-	-	21	-	-	57	2	1	73	1	3	22	-	-	1	-	5	26	-	62	215	3	71		
BAGHDAD-KARKH	-	-	-	1	-	1	40	-	-	113	1	6	35	-	4	15	-	3	2	-	1	30	-	13	236	1	28		
BAGHDAD-RESAFA	-	-	-	2	-	-	41	-	-	122	-	3	13	-	7	42	-	-	-	-	-	40	-	9	260	-	19		
BASRAH	53	-	-	1	-	-	29	-	-	113	1	-	33	-	-	27	-	2	1	-	1	45	-	2	302	1	5		
DAHUK	3	-	-	2	-	-	29	-	3	86	2	1	78	3	3	27	-	1	-	-	-	9	-	1	234	5	9		
DIWANIYA	15	-	-	1	-	-	16	-	-	46	-	3	43	-	1	14	-	-	-	-	1	31	-	40	166	-	45		
DIYALA	15	-	-	1	-	-	11	-	-	83	2	2	52	-	1	15	-	2	7	-	-	83	-	6	267	2	11		
ERBIL	16	-	-	1	-	-	40	-	1	128	1	-	150	8	19	39	-	-	1	-	-	15	-	-	390	9	20		
KERBALA	8	-	-	1	-	-	17	-	-	40	-	2	21	-	1	10	-	-	2	-	1	43	-	3	142	-	7		
KIRKUK	11	-	1	1	-	-	25	-	-	66	-	4	64	-	11	11	-	1	3	-	-	42	-	6	223	-	23		
MISSAN	11	-	-	1	-	-	13	-	-	40	-	1	40	-	8	12	-	-	-	-	2	29	-	5	146	-	16		
MUTHANNA	1	-	-	1	-	-	9	-	-	39	-	-	44	-	-	14	-	1	3	-	-	15	-	1	126	-	2		
NAJAF	8	-	-	1	-	-	14	-	-	62	-	3	35	2	1	20	-	-	1	-	-	71	-	6	212	2	10		
NINEWA	22	-	-	1	-	-	27	-	5	130	-	9	136	-	18	23	-	1	6	-	9	102	1	34	447	1	76		
SALAH AL-DIN	3	-	3	1	-	-	16	-	-	74	-	4	66	-	17	14	-	7	6	-	-	56	-	10	236	-	41		
SULAYMANIYAH	15	-	1	6	-	-	53	-	1	143	2	4	328	4	87	61	1	4	-	-	-	33	-	6	639	7	103		
THI-QAR	17	-	-	1	-	-	29	-	-	104	-	3	84	-	-	12	-	3	6	-	-	74	-	15	327	-	21		
WASSIT	18	-	-	1	-	-	12	-	-	52	-	-	33	-	2	15	-	-	-	-	-	33	14	-	164	14	2		
TOTAL	254	-	5	27	-	1	468	3	12	1595	11	50	1438	19	188	413	1	26	42	-	25	820	15	229	5057	49	536		

O = At least partially operational - N/O = Not operational - P/C = Planned / closed

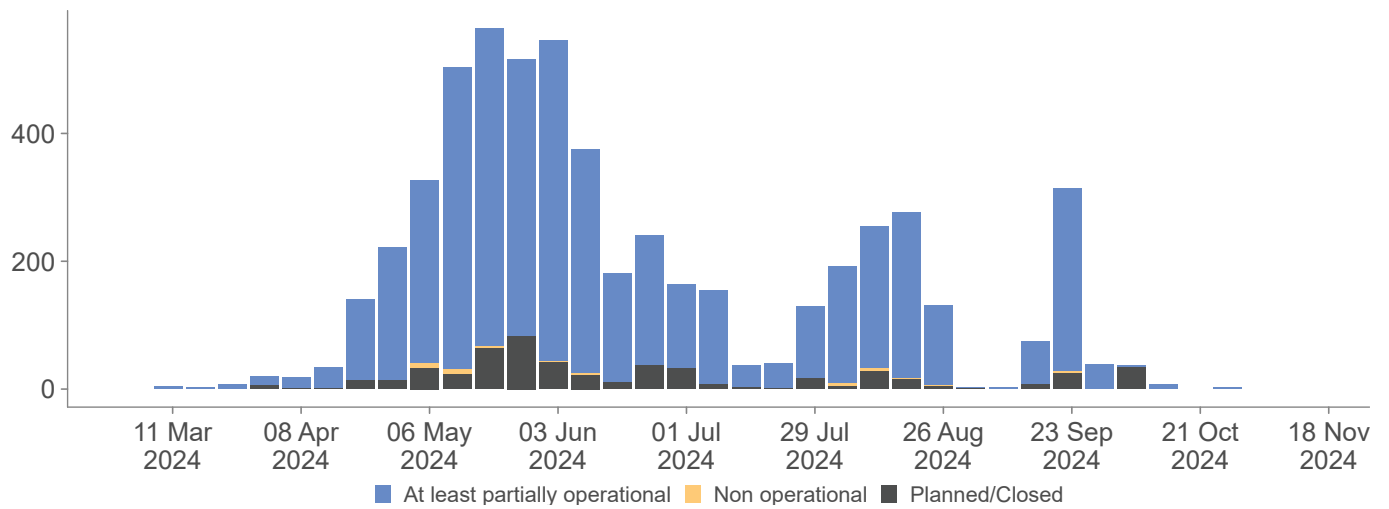


Geographic distribution of HSDUs



■ At least partially operational ■ Not operational ■ Planned/Closed

Date of last update





PART I:
Overview of general
clinical and trauma care
services





INTERPRETATION GUIDE

Service availability

The first part of this report provides an overview of availability of general clinical and trauma care services. A summary of HSDUs evaluated and their operational status is available on [page 8](#). Further details on the operational status of HSDUs can be found in the first report of the **HeRAMS Iraq status update report November 2024** series.

Overview

An **overview bar chart** general clinical and trauma care services is shown by services. The number inside the bars is the percentage of HSDUs falling in the availability category. For further information on services included and their definition, see [Annex III](#).



	Person	Wheelchair	Stretcher	Medical equipment	Medicine
Service A	20	54	10	50	
Service A	60	20	10	50	70

Barriers heat maps offer additional insights into main barriers for individual services not or only partially available. Cell opacity levels indicate the percentage of HSDUs reporting a given barrier. The integer inside the cell denotes the proportion of HSDUs reporting the barrier. Note that HSDUs not reporting a barrier (i.e., HSDUs where the service is fully available or not normally provided)

were excluded from these charts. HSDUs can report more than one barrier, meaning that the total percentage for each service can exceed 100%.

Service availability per population (heat map)

A comprehensive breakdown of the availability of individual services is depicted through **heat maps**. Each cell represents the number of HSDUs offering a specific service relative to its catchment population. It should be noted that different target populations are used for each services, depending on the number of people that are expected to use the service: specialized services have a bigger target population as one HSDU is expected to cover more people. For more details on population estimates, see [Annex II](#).

Service 1	0.9	0	0.4	2.1	0.7
Service 2	0.4	0	0.9	3.5	0.7
Service 3	0.3	0	0.7	0.3	0.2
Service 4	0.8	0	0.4	0.8	0.6
Service 5	0.5	0	0.9	1.9	0.8
	DoHA	DoHB	DoHC	DoHD	DoHE

To account for partially available services, a weighing was applied with a weight of 1 given to services reported as fully available and 0.5 for partially available services. As target populations may vary across services, an additional column has been included to the right of the graph to assist readers in comprehending the target populations associated with each service.

OVERVIEW OF SERVICE AVAILABILITY AND BARRIERS

	Availability (%)				Barriers (%)				
	Available	Partially available	Not available	Not normally provided	Lack of staff	Lack of training	Lack of medical supplies	Lack of medical equipment	Lack of financial resources
Request for ambulance services by the patient	12	32		83	60	20	36	51	43
Recognition of danger signs	19	13	5	63	75	34	61	31	27
Acuity-based formal triage	11	5	7	77	60	31	44	34	35
WHO basic emergency care by ambulance services centers	10	6	7	77	62	30	54	46	33
WHO basic emergency care in emergency room	7	5	6	82	60	28	65	43	35
Advanced syndrome-based management	4			95	71	42	57	28	25
Monitored referral	15	5	3	78	73	33	51	39	35
Referral capacity	15	7	2	76	63	20	51	52	40
Acceptance of referrals	10	1		88	71	25	50	28	43
Acceptance of complex referrals	5			93	72	14	57	32	35
Outpatient services for primary care	17	13	7	63	61	15	75	27	31
Outpatient services for secondary care	5	3		89	65	18	68	20	30
Home visits	11	7	16	66	67	19	50	45	30
Minor trauma definitive management	28	32	8	32	52	14	84	31	30
Emergency and elective surgery	4			95	76	14	42	32	37
Emergency and elective surgery with at least two operating theatres	3			96	67	17	41	31	38
Orthopedic/trauma ward	2			97	67	11	53	37	41
Short hospitalization capacity	6			93	62	12	59	34	34
20 inpatient bed capacity	5			94	71	12	45	26	31
50 inpatient bed capacity	4			95	57	6	39	54	50
Intensive care unit	3			95	61	13	36	51	46
Basic laboratory	37	14	14	34	60	9	63	53	33
Secondary level laboratory services	9	4	2	85	55	8	61	33	42
Tertiary level laboratory services	4	3	2	91	46	6	55	40	43
Basic radiology services	14	6	12	68	65	13	37	52	34
Advanced radiology services	4	3		91	33	8	35	59	47
Blood bank services	5			93	43	12	40	45	48
Hemodialysis unit	2			97	49	13	48	60	47
Basic X-ray service	17	7	15	61	63	10	42	61	41
Radiology unit with ultrasound	13	5	14	68	69	10	38	54	31
Radiology unit with advanced services	4	2	3	91	41	12	27	65	51
Procedures for mass casualty scenarios	3			96	52	52	22	28	30

Availability: ■ Available ■ Partially available ■ Not available ■ Not normally provided

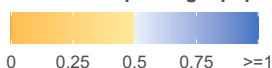
Barriers (icons from left to right): Lack of staff, Lack of training, Lack of medical supplies, Lack of medical equipment, Lack of financial resources.



Number of HSDUs providing services per target population⁸

	Anbar	Babylon	Baghdad Karakh	Baghdad Resafa	Basrah	Dahuk	Diwaniya	Diyala	Erbil	Kerbala	Kirkuk	Missan	Muthanna	Najaf	Ninewa	Salah Al Din	Sulaymaniyah	Thi Qar	Wasit	Target population
Request for ambulance services by the patient	6.9	3.8	1	0.9	6.7	7	6.1	6.9	6.8	4.3	7.3	4.6	1.9	2.5	2.8	1.3	4.9	3.3	3.4	250 000
Recognition of danger signs	0.5	0.2	0.2	0.2	0.3	0.4	0.4	0.4	0.5	0.2	0.3	0.2	0.2	0.3	0.3	0.3	0.7	0.1	0.2	10 000
Acuity based formal triage	4.3	3.8	4.2	2.2	3.9	3.6	6.2	6.8	2.6	3	5.4	4.2	5.7	6.1	3.9	6.3	2.7	1.7	3.6	250 000
WHO basic emergency care by ambulance services centers	0.2	0.1	0.1	0	0.2	0.2	0.2	0.3	0.3	0.2	0.2	0.2	0.1	0.1	0.1	0.1	0.3	0.1	0.1	10 000
WHO basic emergency care in emergency room	2.6	2.4	1	1.2	1.8	3	3.3	3.2	5.5	2.8	2.5	3.3	3.6	1.9	2.4	3.8	7.9	2.7	2.9	250 000
Advanced syndrome based management	1.4	1.9	0.7	1	1.1	2	1.2	1.2	2.4	1.5	1	1.6	1.4	1.3	0.8	1.4	2.1	1.2	1.1	250 000
Monitored referral	6.7	5.1	1.6	1.8	6.9	6.3	4.3	8.6	7.8	5.6	7.4	4.8	3	5.2	3.4	2.3	14.1	4.2	4.7	250 000
Referral capacity	6.7	5	1.7	1.7	7.3	7.2	4.4	9.2	8.2	6.8	7.5	4.3	2.9	5.7	3.4	2.8	19.6	3.6	5.9	250 000
Acceptance of referrals	2.4	3.7	1.2	2.3	3	4.3	3.1	3.4	6.5	3.1	5.8	3.1	4.4	6.1	1.8	1.8	5.9	2	1.5	250 000
Acceptance of complex referrals	1.8	2.2	0.9	1.5	1.4	2.4	2.7	1.4	4.4	1.4	1	1.6	1.1	2.5	1.1	1.4	2.9	1.3	0.7	250 000
Outpatient services for primary care	0.2	0.1	0.1	0.2	0.2	0.5	0.2	0.3	0.8	0	0.1	0.4	0.4	0.3	0.3	0.4	0.5	0.2	0.2	10 000
Outpatient services for secondary care	0.9	1.7	0.6	1.6	1.2	1.9	1.9	1.6	7.9	0.4	0.9	1.6	2.1	3.5	1.1	2.1	6.8	1.2	1	250 000
Home visits	0.2	0.2	0.3	0.1	0.2	0	0.2	0.3	0	0.1	0.2	0.5	0.4	0.3	0.1	0.3	0	0.1	0.3	10 000
Minor trauma definitive management	0.9	0.4	0.4	0.2	0.3	0.6	0.5	0.8	0.7	0.4	0.4	0.7	0.7	0.7	0.5	0.6	0.7	0.8	0.5	10 000
Emergency and elective surgery	1.5	1.3	0.8	1.1	1.2	2	1	1	1.2	1.1	0.6	1.6	1.5	1.3	0.8	1.5	2	1.2	1.1	250 000
Emergency and elective surgery with at least two operating theatres	1.3	1.3	0.8	1	1.1	1.5	0.7	0.6	0.9	1.1	0.7	1.6	1.5	1.3	0.7	1.4	1.6	1.1	1.1	250 000
Orthopedic/trauma ward	0.8	0.8	0.5	0.5	0.7	0.6	0.7	0.9	0.8	0.9	0.4	1.1	0.7	0.8	0.5	1	0.7	0.5	0.8	250 000
Short hospitalization capacity	2.3	2.3	0.9	1.5	2.2	3.1	2.5	1.4	4.1	1.3	1.3	2.2	2.1	2.3	1.2	1.8	3.7	1.3	1.6	250 000
20 inpatient bed capacity	2.1	2.3	0.9	1.2	1.7	2.4	2.6	1.1	2.7	1.6	1	2	1.4	2.4	1.1	1.6	3	1.3	1.6	250 000
50 inpatient bed capacity	1.5	2.2	0.9	1.1	1	1.6	1.6	1	1.5	1.3	1	1.7	1.2	1.5	0.8	1.6	1.8	1.1	1	250 000
Intensive care unit	1.3	1.1	0.8	0.9	1	1	1.6	0.9	1.2	0.6	0.7	1.3	0.4	0.7	1.1	1	0.8	0.7	0.7	250 000
Basic laboratory	0.6	0.6	0.4	0.3	0.5	0.7	0.5	0.6	0.7	0.5	0.6	0.5	0.6	0.5	0.4	0.5	0.7	0.6	0.6	10 000
Secondary level laboratory services	2.8	2.9	1	1.8	2.1	4.5	5.2	1.6	11.1	1.8	1.6	2.7	1.9	2.8	1.4	3.2	10.5	2	3.1	250 000
Tertiary level laboratory services	2	1.6	0.2	1.2	1	1	3.6	0.6	6.2	0.9	0.3	0.6	0.8	2.5	0.6	2.2	5.6	0	1.5	250 000
Basic radiology services	5.1	4.5	3.6	5	2.6	7.1	5.6	8.3	7.9	4.4	3.7	4.7	3.6	8	4.8	4.5	6.1	4	3.8	250 000
Advanced radiology services	1.5	2.6	0.4	1.6	1.7	2	1.1	1.1	2.9	1.8	1.6	2.2	2.1	2.8	0.8	2.2	2.9	1.5	2.3	250 000
Blood bank services	1.7	2	0.7	1.6	1.7	2.9	1.4	1.5	3.3	2	1.6	2.1	1.7	2.5	0.9	1.4	2.6	1.2	1.5	250 000
Hemodialysis unit	1.1	0.2	0.5	0.5	0.5	1	0.3	0.8	0.5	0.6	0.4	0.3	1.2	0.6	0.5	0.4	0.7	0.8	0.5	250 000
Basic X ray service	0.3	0.2	0.2	0.3	0.1	0.3	0.3	0.4	0.3	0.3	0.1	0.3	0.2	0.3	0.2	0.2	0.3	0.2	0.3	10 000
Radiology unit with ultrasound	3.4	3.3	4.7	5.6	2.8	6.5	4.7	9	4.9	5.4	3.2	4.8	3	8.8	5	3.7	3.5	3.7	4.7	250 000
Radiology unit with advanced services	1.1	3.1	1	1.7	1.6	2.1	1.8	1.1	2.1	1.7	1.4	2.4	1.2	2.2	0.9	2.3	1.7	1.6	2.2	250 000
Procedures for mass casualty scenarios	0.6	1.1	0.7	1.1	1.4	0.3	2.4	1	1.8	1.7	1	1.4	1.1	1	0.6	1.7	0.9	1	0.8	250 000

Number of HSDUs per target population



⁸ To account for partially available services, a weighing was applied with a weight of 1 given to services reported as fully available and 0.5 for partially available services. As target populations may vary across services, an additional column has been included to the right of the graph to assist readers in comprehending the target populations associated with each service. See [Annex II](#) for population estimates per directorate of health.





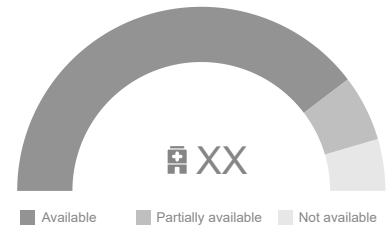
PART II:
In-depth analysis by
health service



INTERPRETATION GUIDE

Service status

Arc charts provide an overview of the overall availability of a health service. The total number of HSDUs included in the analysis of a service is shown inside the arc chart. It should be noted that analysis of individual services was limited to operational HSDUs (see [page 8](#) for details).



For further insights, donut charts break down indicator availability by HSDU type. To improve readability, labels indicating the availability level for each category are provided either beside or below the chart. Additionally, to highlight the percentage of HSDUs where an indicator is available up to standard, the number may also be prominently placed inside the chart. Information on the total number of HSDUs included is clearly indicated above or below the respective donut.

Column charts offer a breakdown of service availability by directorate of health (DoH). Two numbers are represented in the bars: the number of HSDU and, under, the percentage of HSDU falling into the specified availability category. The length of each bar is determined by the total number of HSDUs in the directorate of health. A footnote indicates when these charts exclude HSDUs where a service was not normally provided or the HSDU did not report on it. The total number of HSDUs included in each directorate of health is indicated under the directorate of health name.



	DoH A HSDU = XXX		HSDU
Ambulance	67%	33%	3
Blood bank	50%	50%	2
Public Medical Clinics	86%	14%	21
Health Center	83%	15% ²	59

Column charts by HSDU type display the availability of services by DoH and HSDU type. Each bar represents the percentage of HSDU falling into each category for the specified HSDU type and DoH. The grey bar on the right shows the number of HSDU falling into the category. By default these charts exclude HSDUs where a service was not normally provided or the HSDU did not report on it.

Maps use pie charts to depict the availability of an indicator at the sector level. The size of each circle represents the total number of HSDUs in the sector, while each slice reflects a specific availability level.



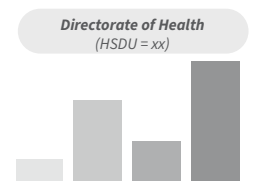
Barriers

To gain a more comprehensive understanding of the challenges faced by HSDUs, whenever a service was not or only partially available, main barriers impeding availability were recorded.



Each **donut chart** indicates the percentage of HSDUs having reported a specific barrier. The total number of HSDUs reporting at least one barrier is shown below the chart header.

Bar charts further break down barriers by directorate of health. Each bar represents a specific barrier, with the percentage value indicating the proportion of HSDUs reporting that particular barrier. Additionally, the number of HSDUs reporting at least one barrier is displayed below the directorate of health's name.

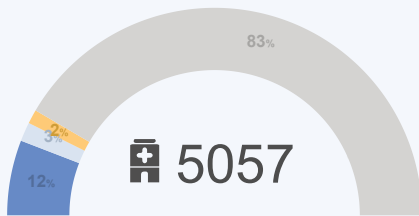


Important: The denominator for barrier charts excludes HSDUs where the service is fully available or not normally provided. It should further be noted that HSDUs can report up to three barriers for each service. Thus, the sum of all barriers may exceed 100%.

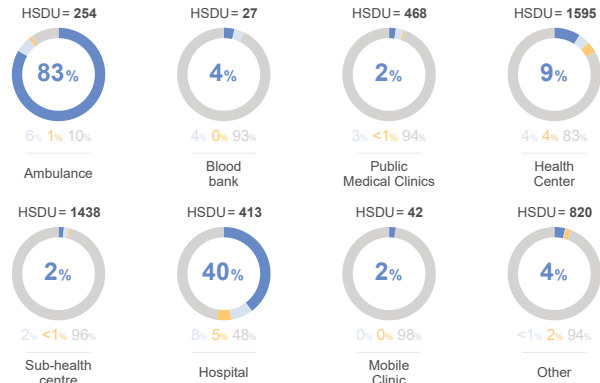


REQUEST FOR AMBULANCE SERVICES BY THE PATIENT

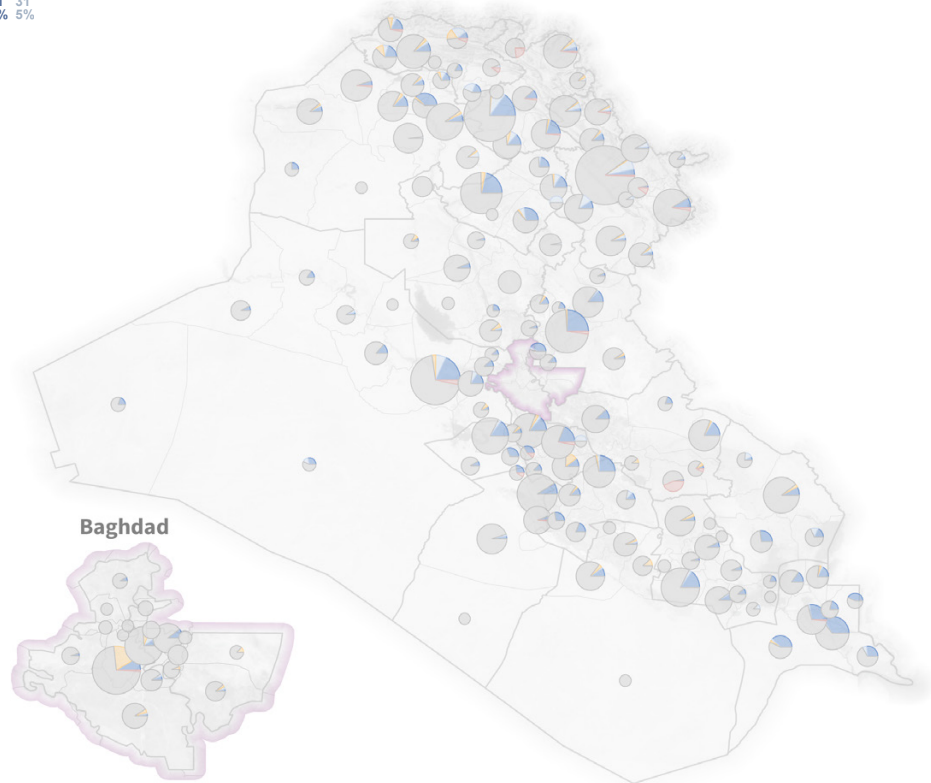
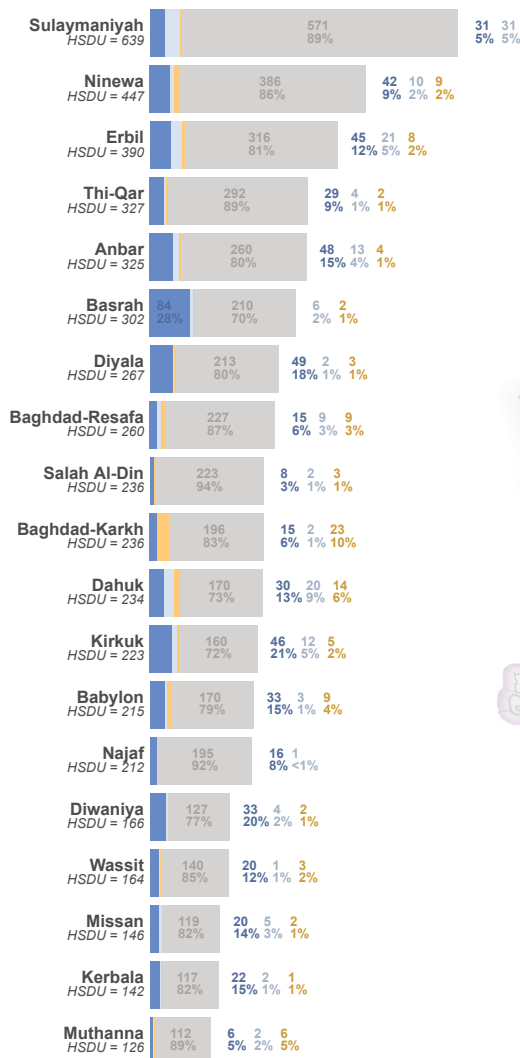
Service availability⁸



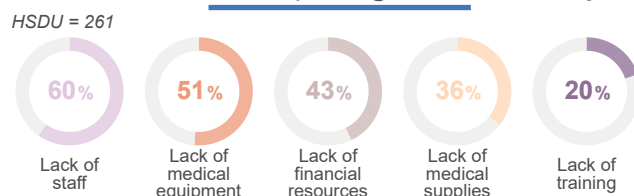
Service availability by HSDU type



Service availability by directorate of health



Main barriers impeding service delivery


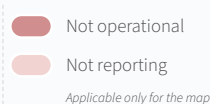


⁸ User-activated dispatch of basic ambulance services from district-level staging center (e.g., ambulance pool) by calling free number 122 (e.g. immediate ambulance centre)

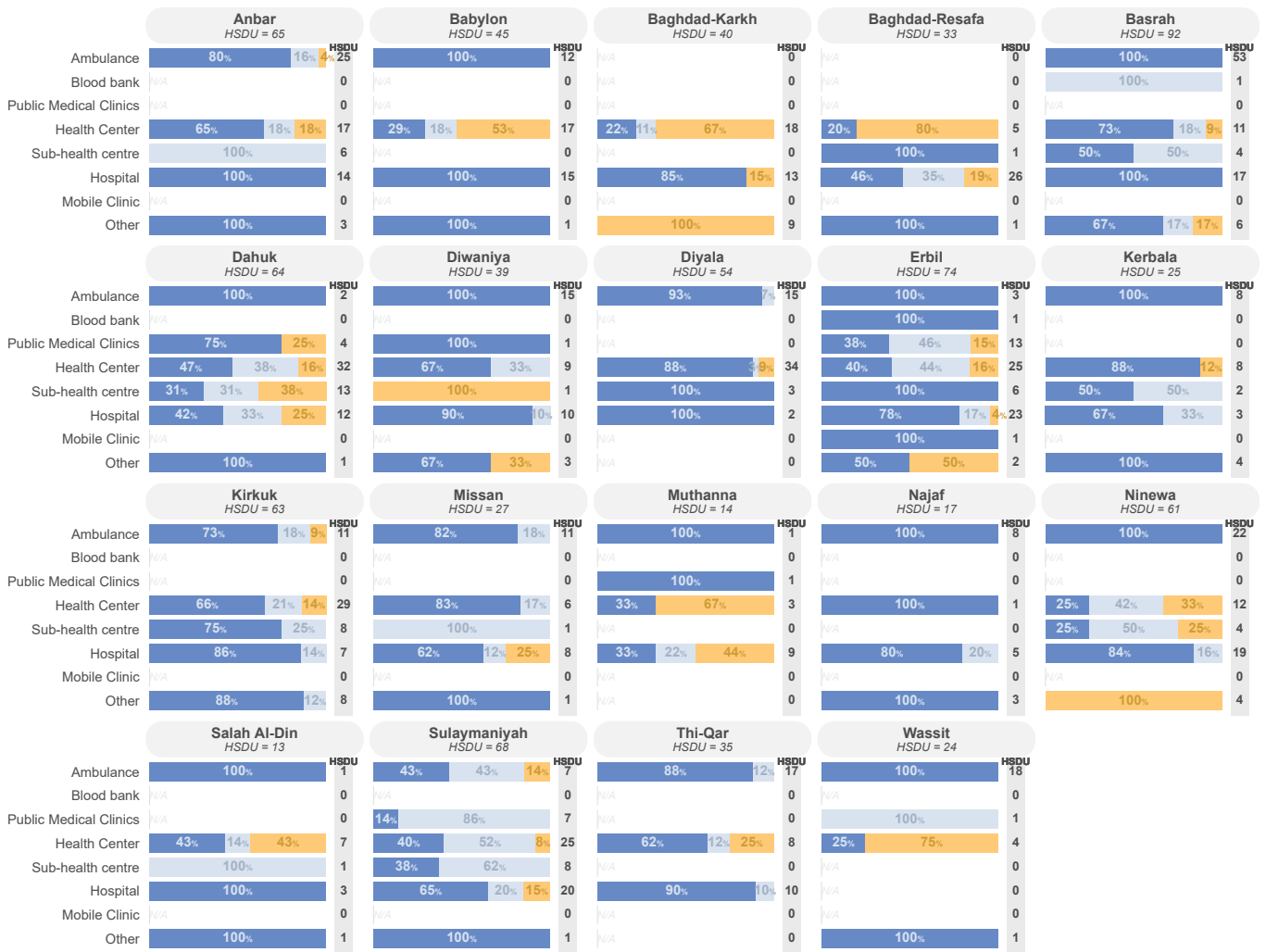
Availability status



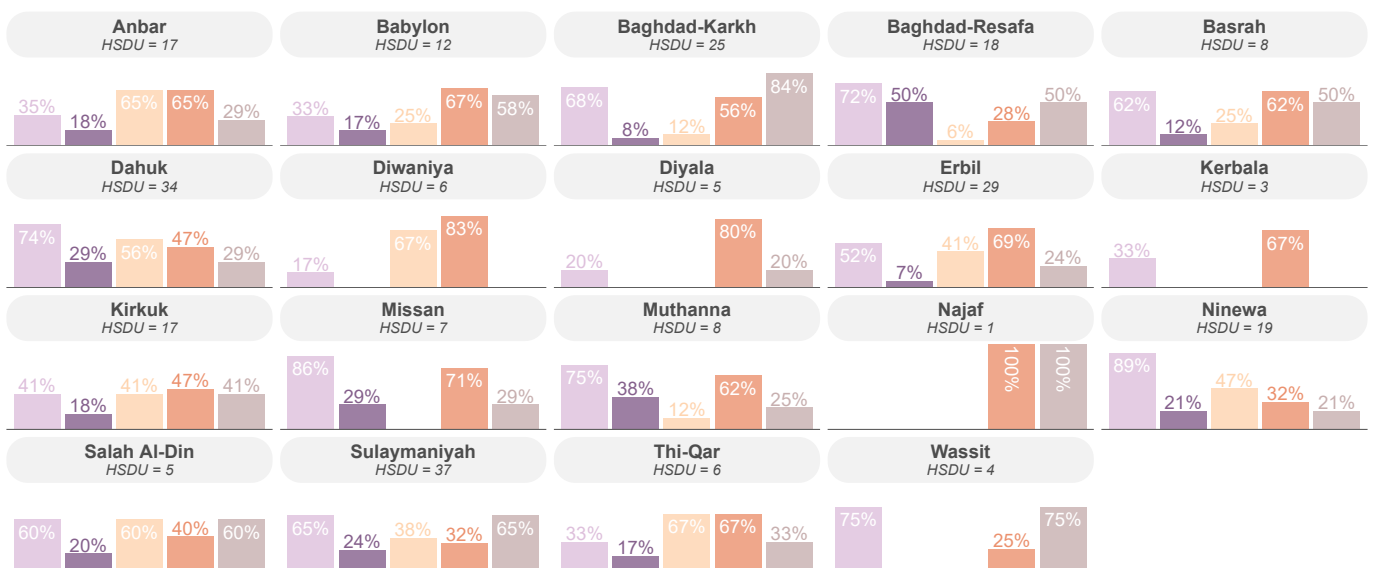
Maps



Service availability by HSDU type and by directorate of health*








Main barriers impeding service delivery by directorate of health



Availability status

- Available
- Partially available
- Not available

Barriers for partial availability or non-availability.

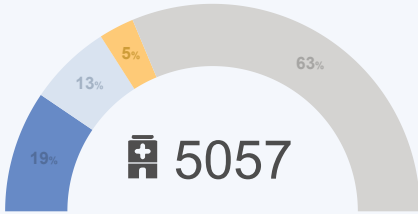
-  Lack of staff
-  Lack of supplies
-  Lack of training
-  Lack of equipment
-  Lack of financial resources

* HSDUs that do not normally provide the service are excluded from this chart.

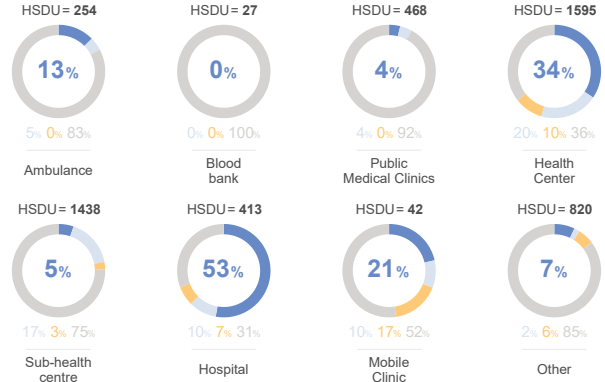


RECOGNITION OF DANGER SIGNS

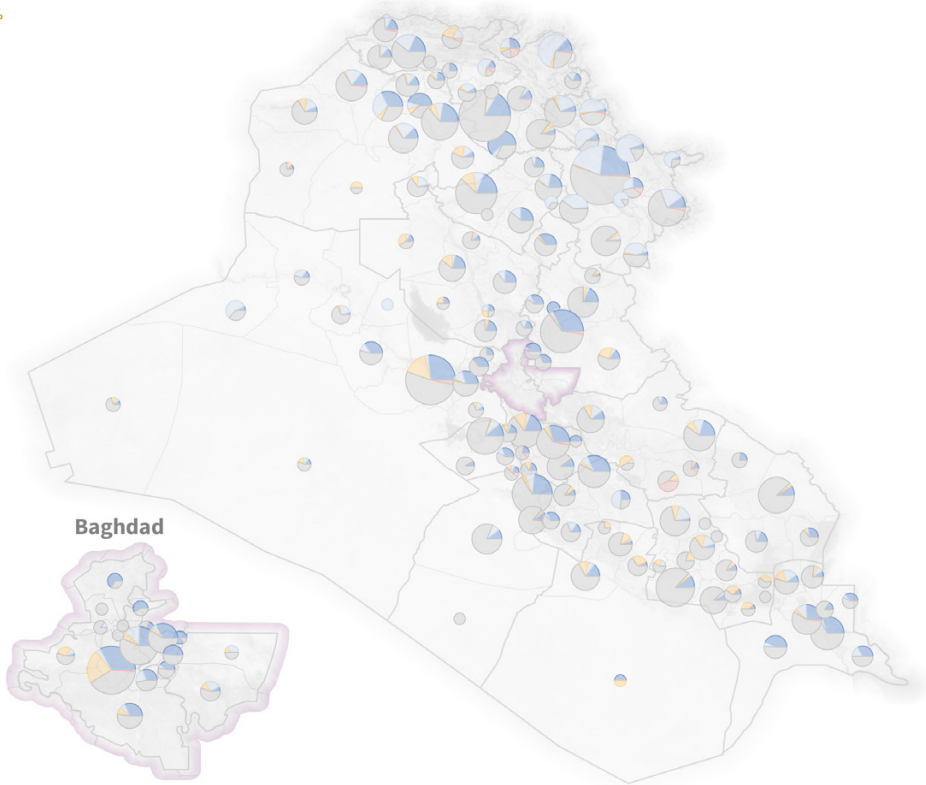
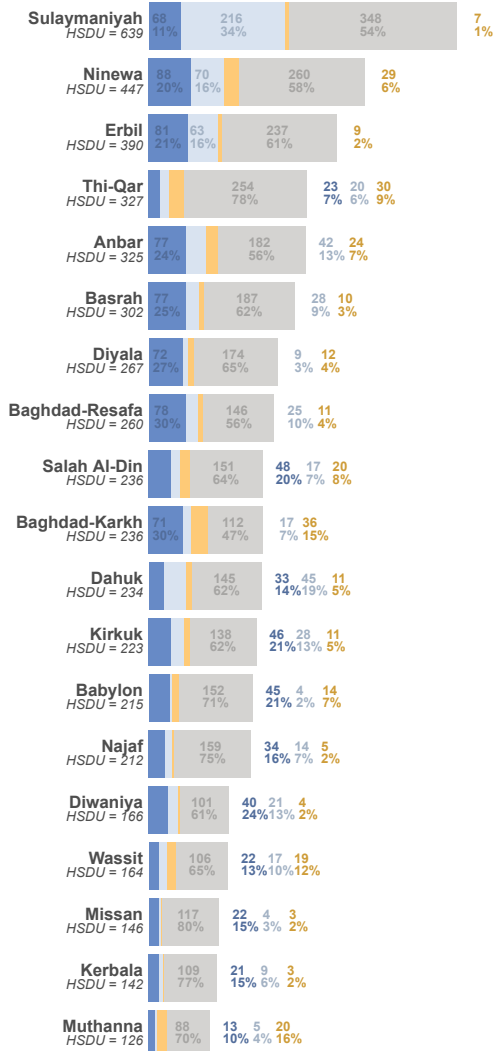
Service availability⁹



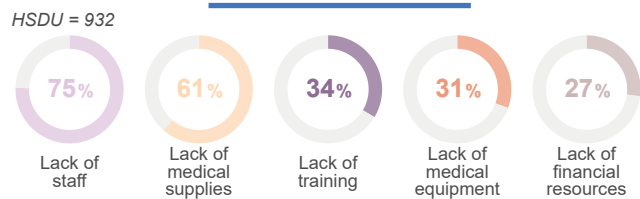
Service availability by HSDU type



Service availability by directorate of health




Main barriers impeding service delivery

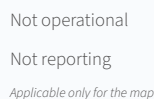



⁹ Recognition of danger signs in neonates, children and adults, including early recognition of signs of serious infection, with timely referral to higher-level care.

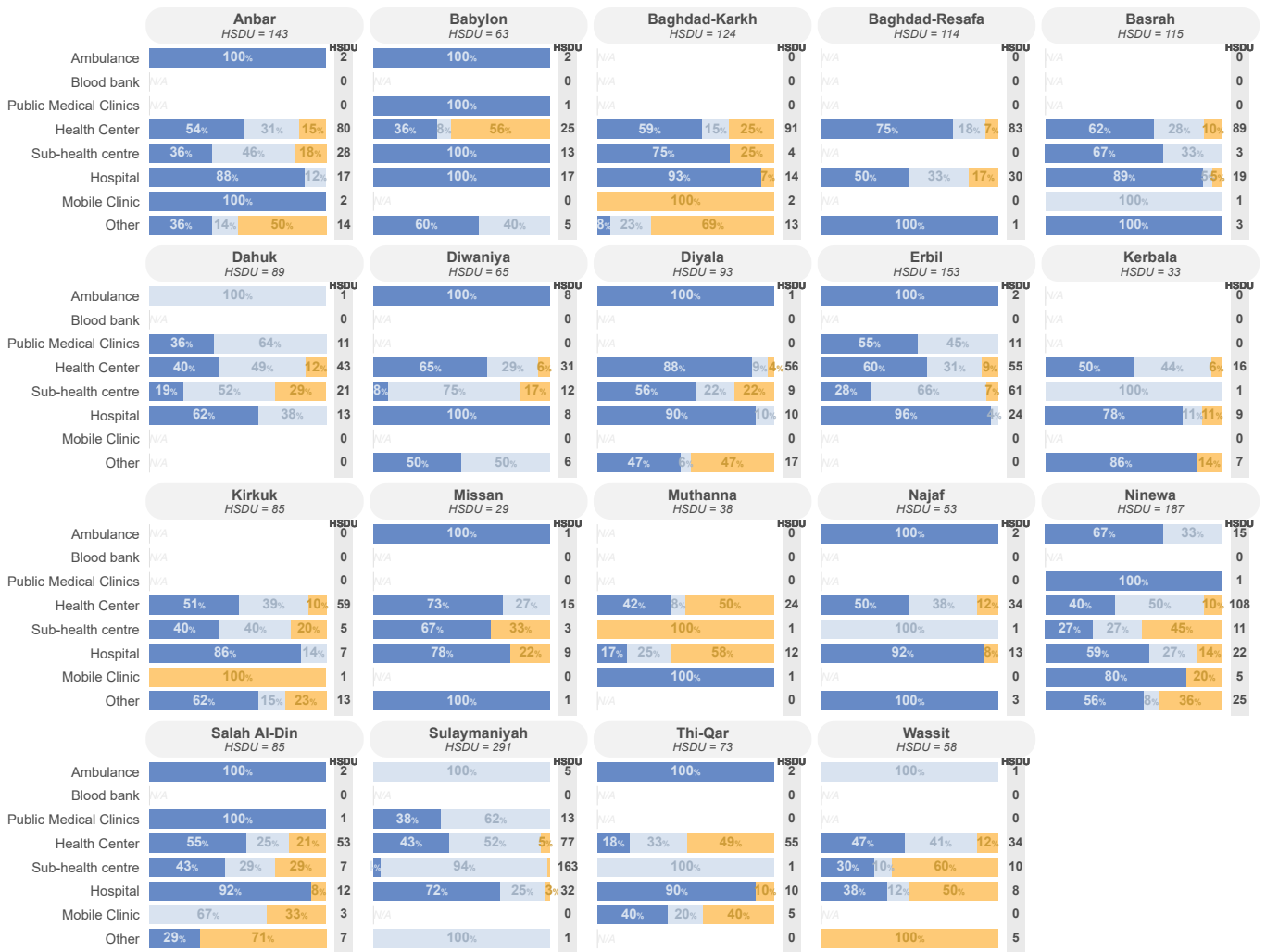
Availability status



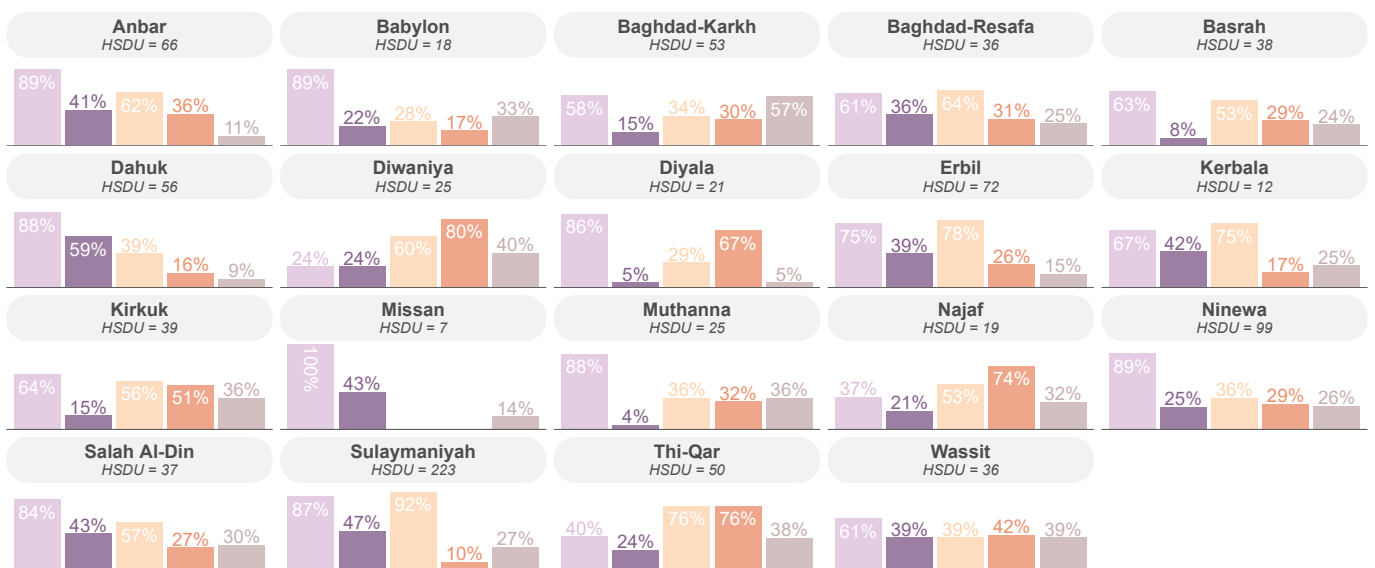
Maps



Service availability by HSDU type and by directorate of health*



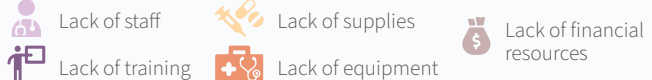
Main barriers impeding service delivery by directorate of health



Availability status



Barriers for partial availability or non-availability.

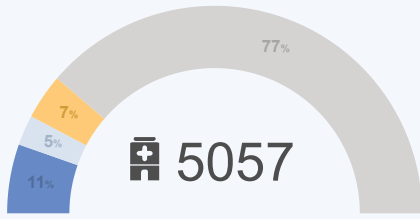


* HSDUs that do not normally provide the service are excluded from this chart.

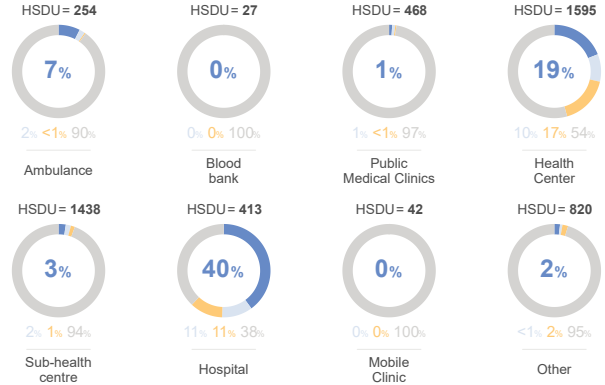


ACUITY-BASED FORMAL TRIAGE

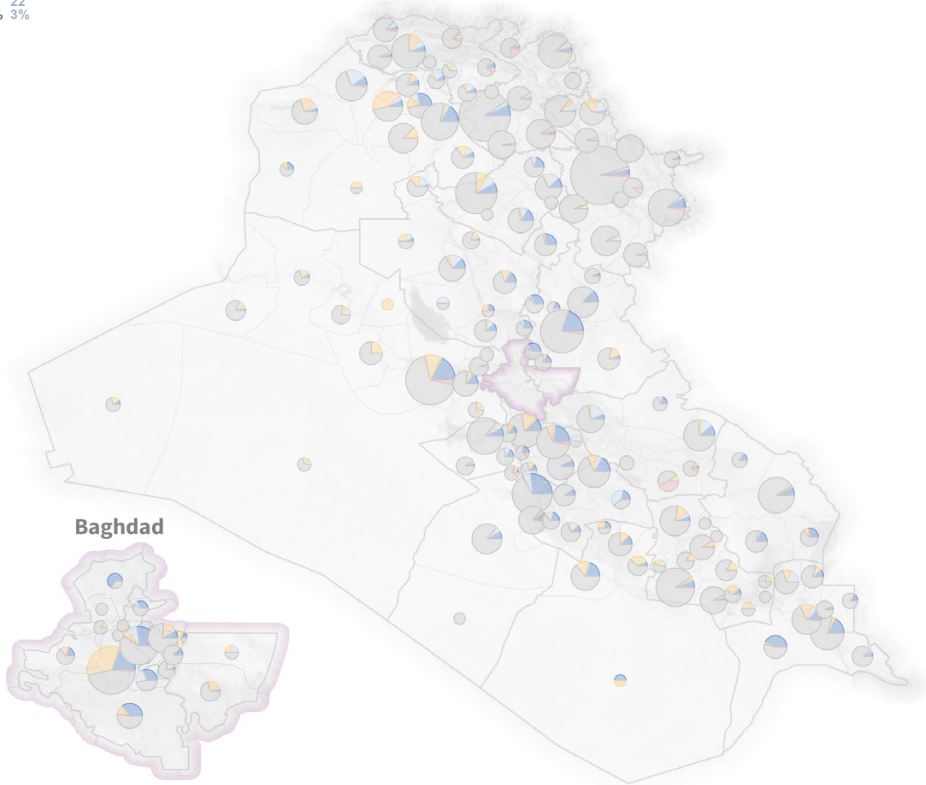
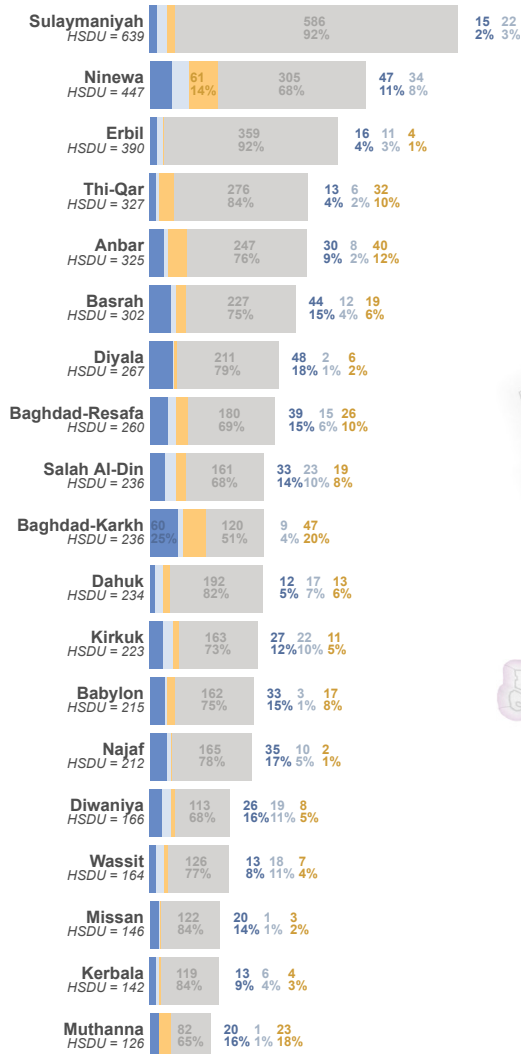
Service availability¹⁰



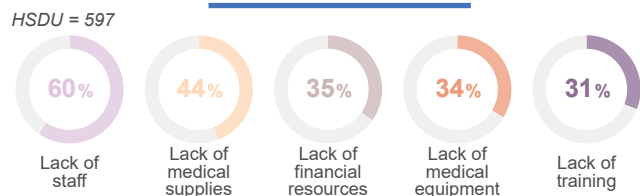
Service availability by HSDU type



Service availability by directorate of health



Main barriers impeding service delivery




¹⁰ Acuity-based formal triage of children and adults at first entry to the HSDU (with a validated instrument such as WHO/ICRC Interagency Triage Tool)

Availability status

- Available
- Partially available
- Not available
- Not normally provided

- Not operational
 - Not reporting
- Applicable only for the map*

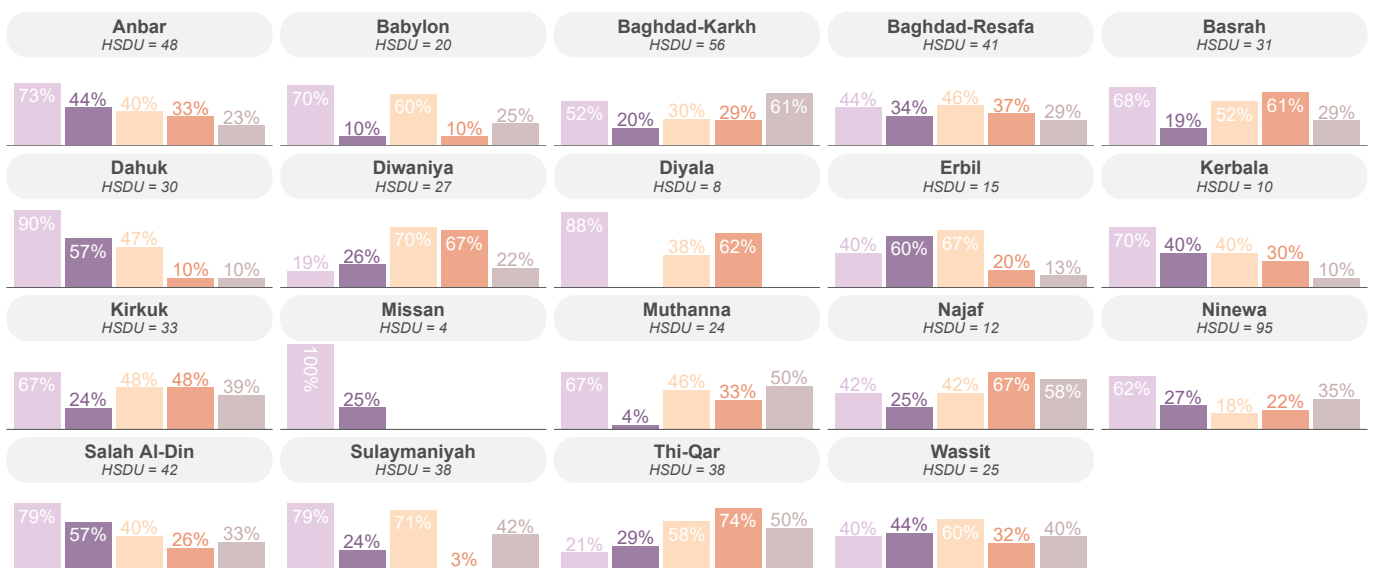
Maps



Service availability by HSDU type and by directorate of health*








Main barriers impeding service delivery by directorate of health



Availability status

- Available
- Partially available
- Not available

Barriers for partial availability or non-availability.


-  Lack of staff
-  Lack of training
-  Lack of supplies
-  Lack of equipment
-  Lack of financial resources

* HSDUs that do not normally provide the service are excluded from this chart.

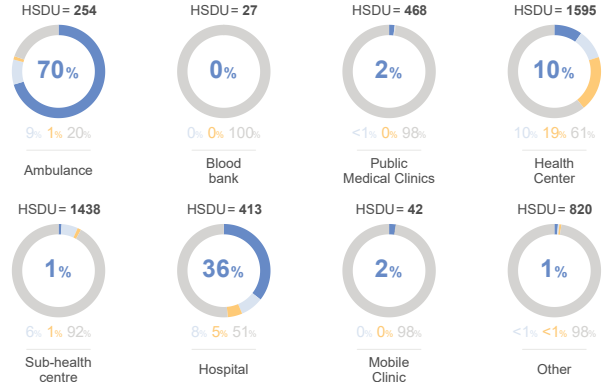


WHO BASIC EMERGENCY CARE BY AMBULANCE SERVICES CENTERS

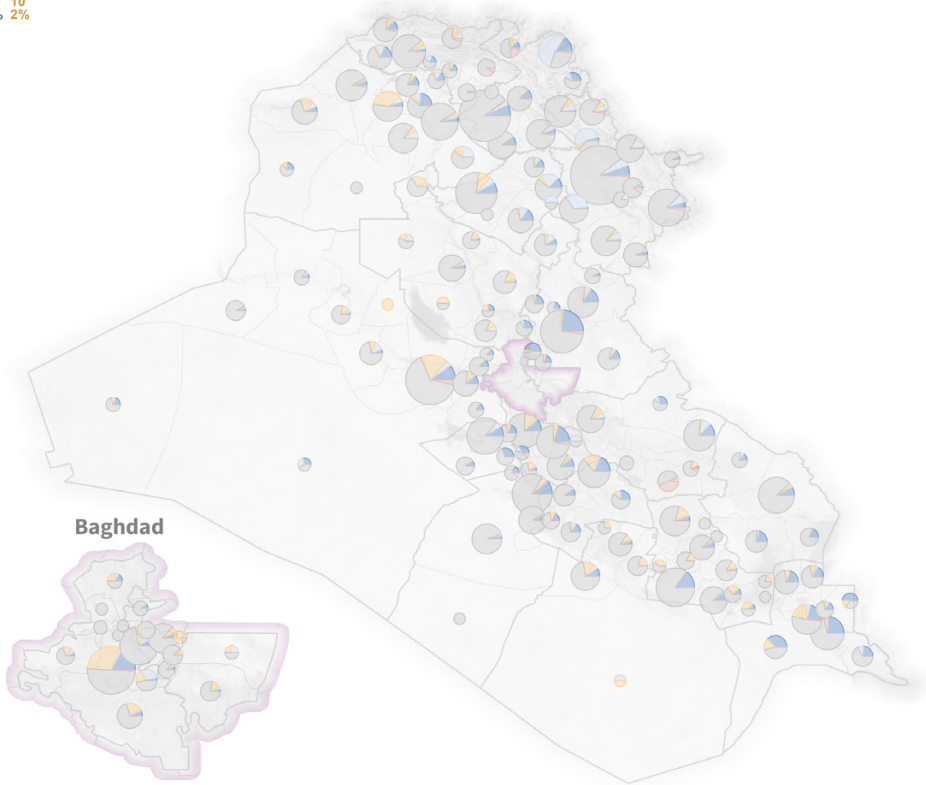
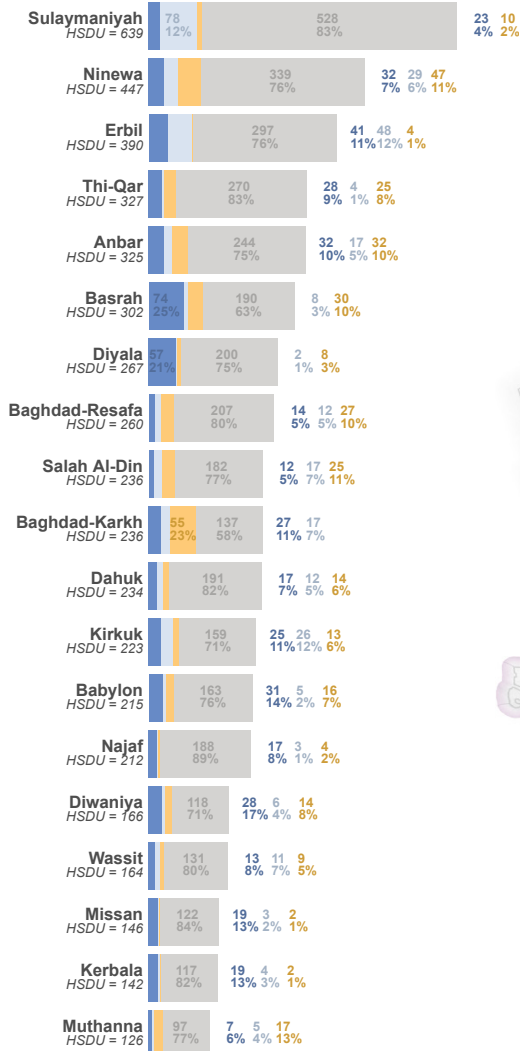
Service availability¹¹



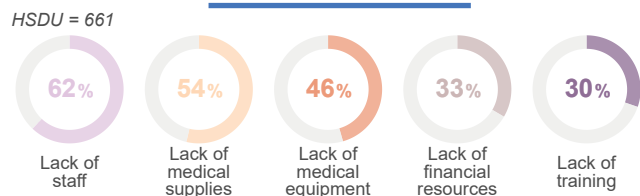
Service availability by HSDU type



Service availability by directorate of health




Main barriers impeding service delivery

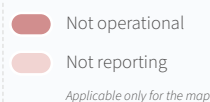


¹¹ Initial syndrome-based management is done at scene by ambulance services center for difficulty breathing, shock, altered mental status, and polytrauma.

Availability status



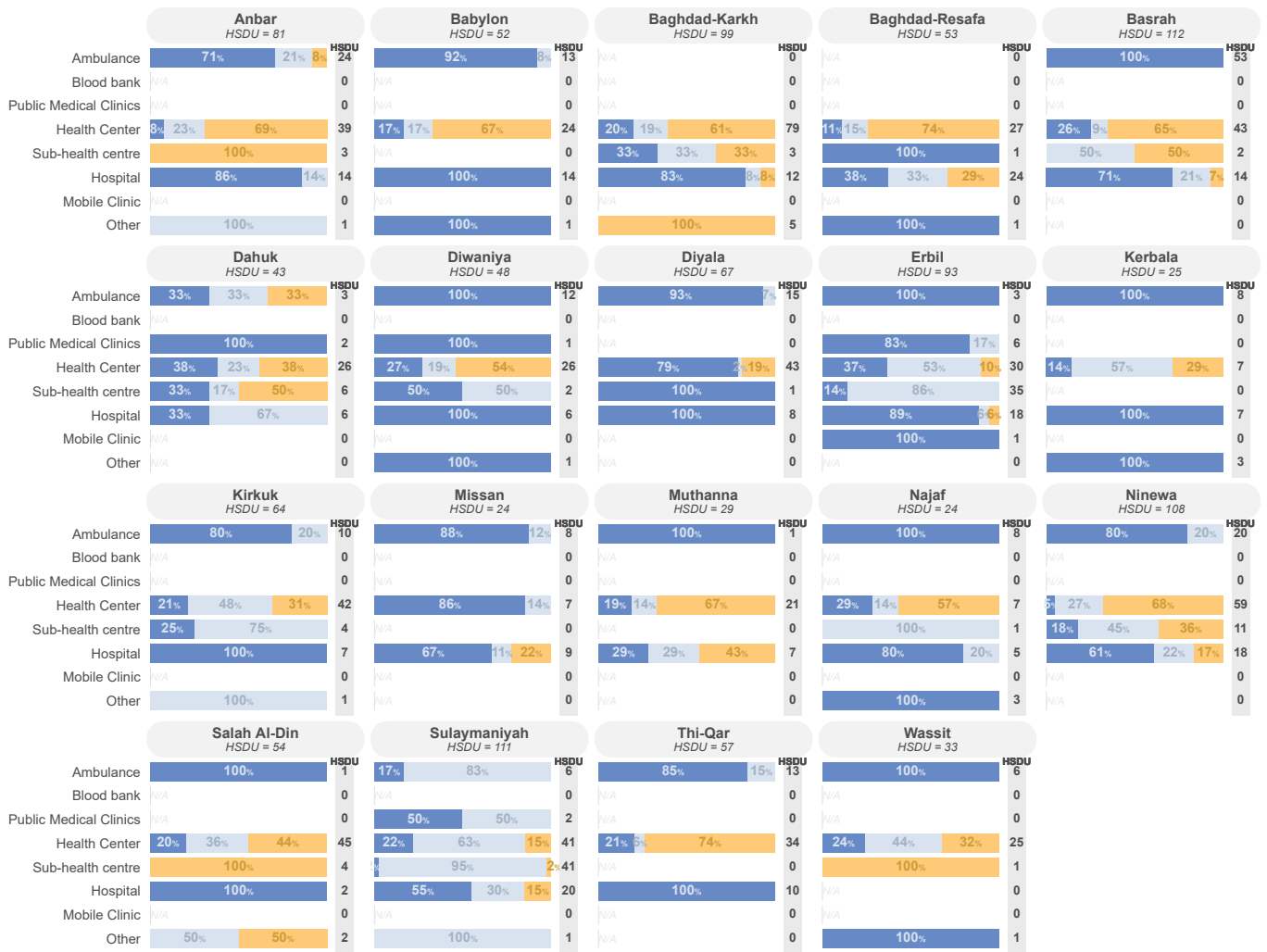
Maps



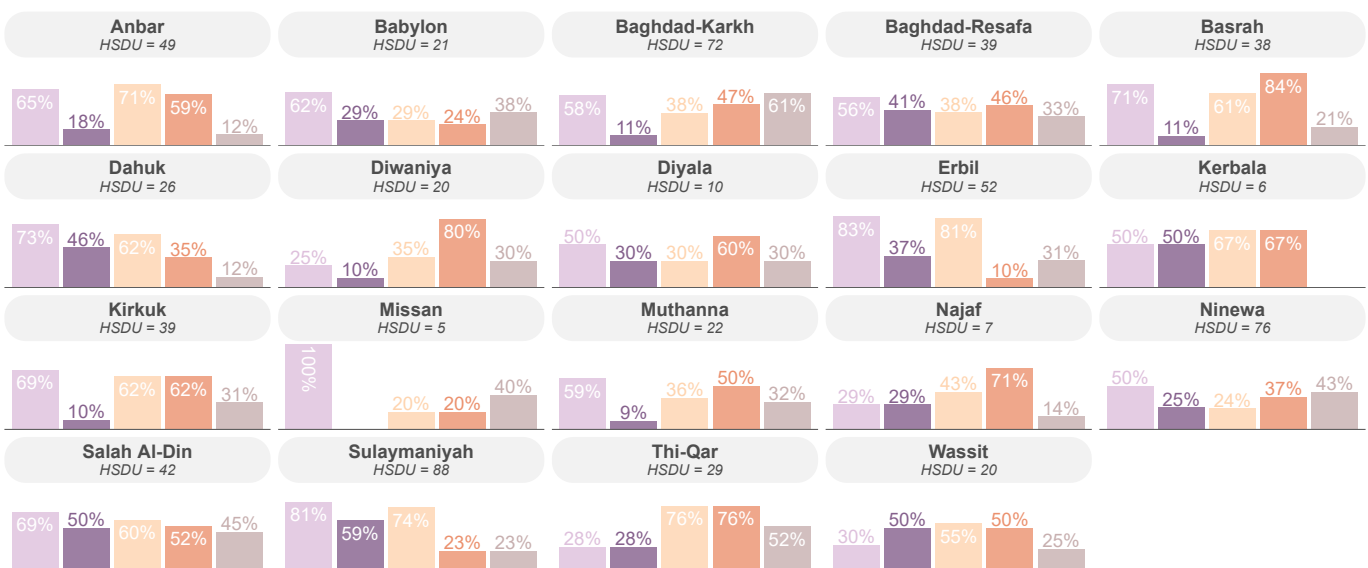
Number of HSDUs



Service availability by HSDU type and by directorate of health*



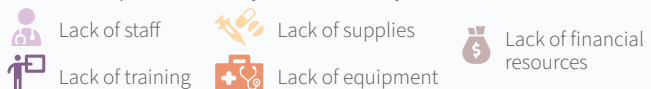
Main barriers impeding service delivery by directorate of health



Availability status



Barriers for partial availability or non-availability.

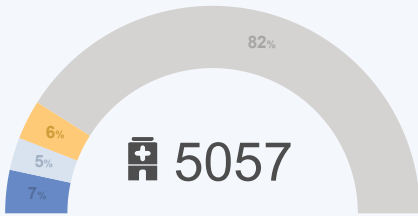


* HSDUs that do not normally provide the service are excluded from this chart.

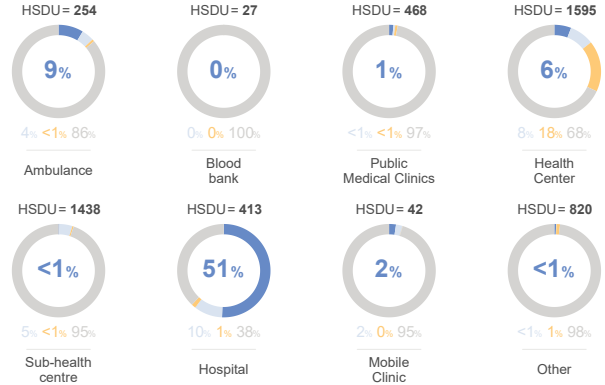


WHO BASIC EMERGENCY CARE IN EMERGENCY ROOM

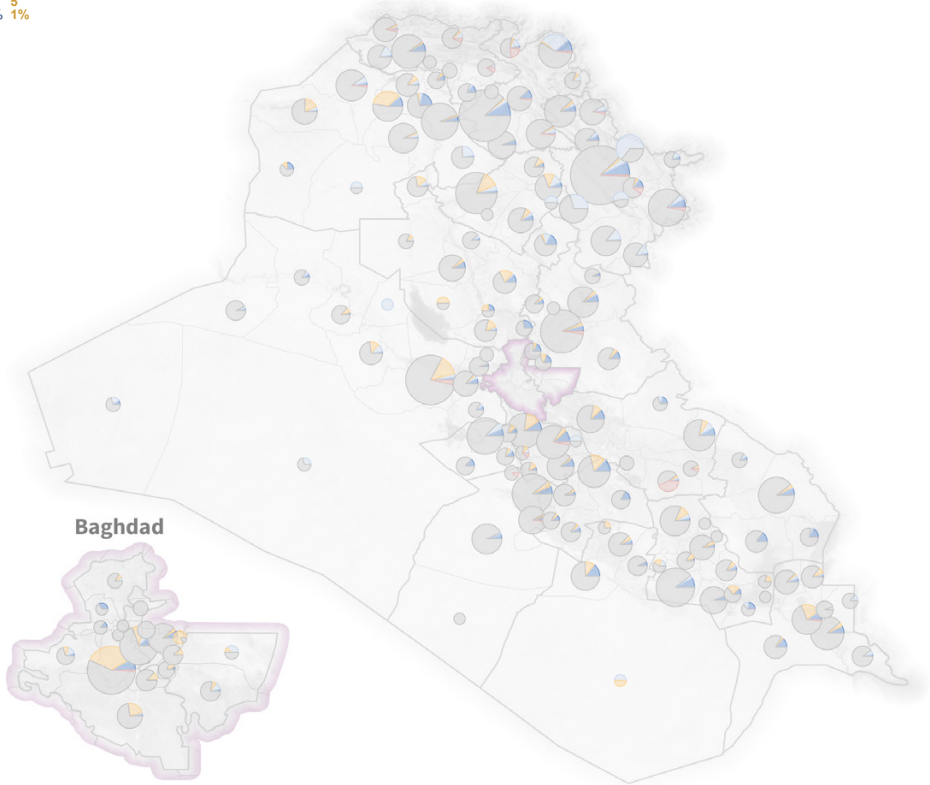
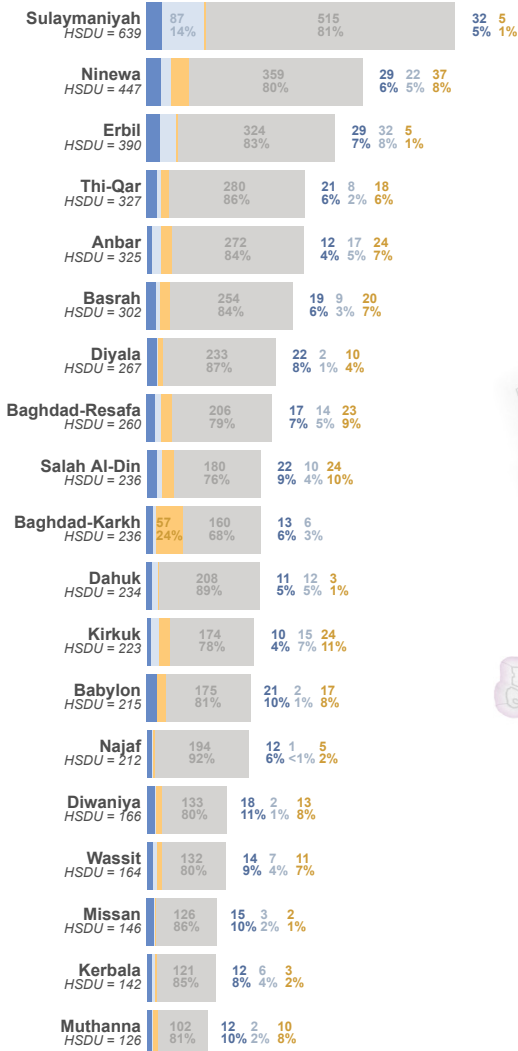
Service availability¹²



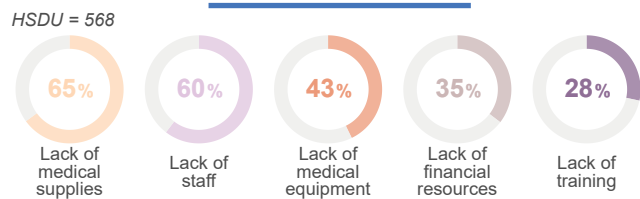
Service availability by HSDU type



Service availability by directorate of health



Main barriers impeding service delivery



¹² Basic syndrome-based management by emergency room of difficulty breathing, shock, altered mental status, and polytrauma for neonates, children and adults, management of bleeding. interventions include manual airway maneuvers, oral/nasal airway placement, oxygen administration, bag-valve mask ventilation, temperature management, and administration of essential emergency medications, including empiric antibiotics for serious infection.

Availability status

- Available
- Partially available
- Not available
- Not normally provided

Maps

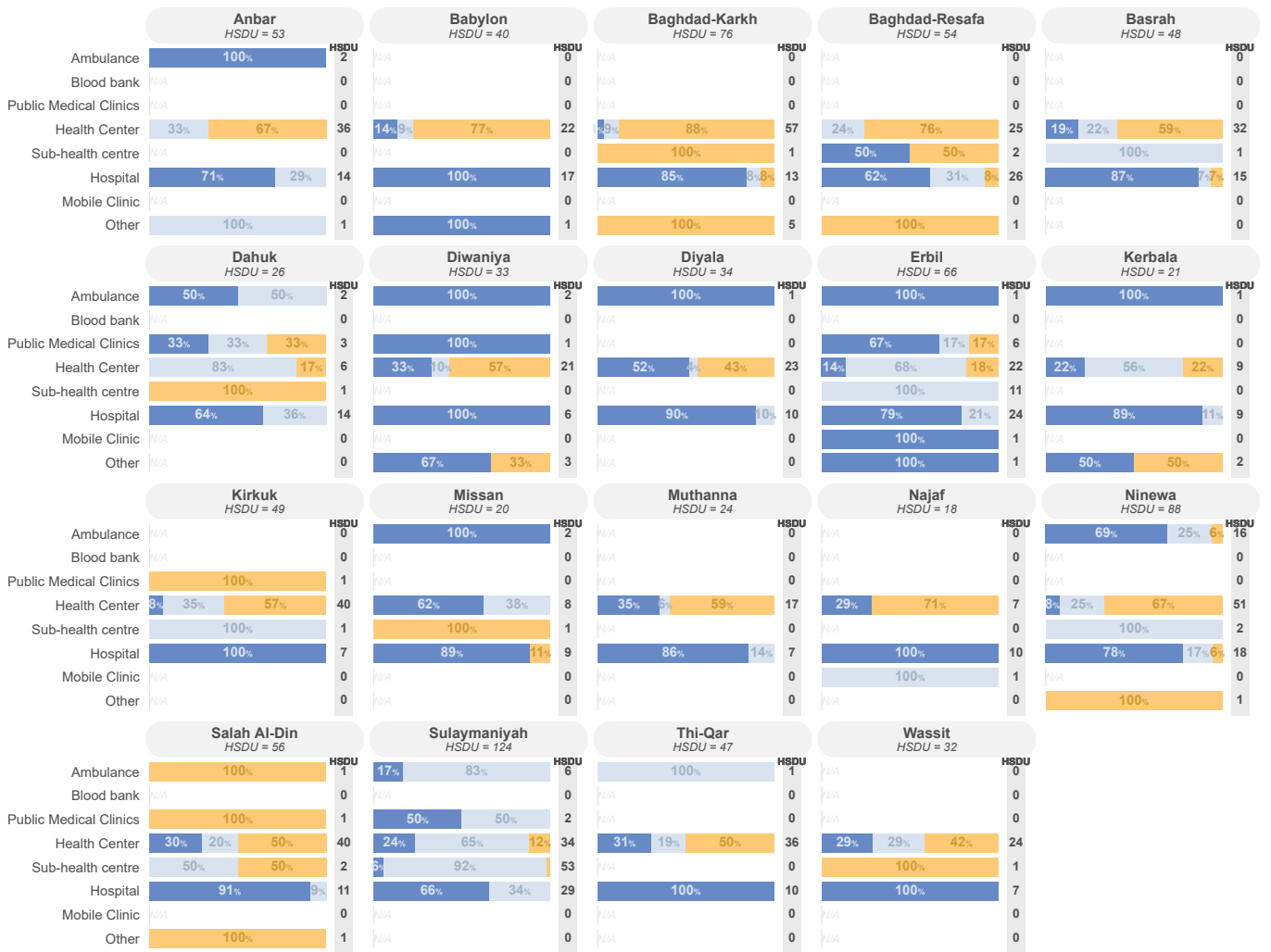
Number of HSDUs



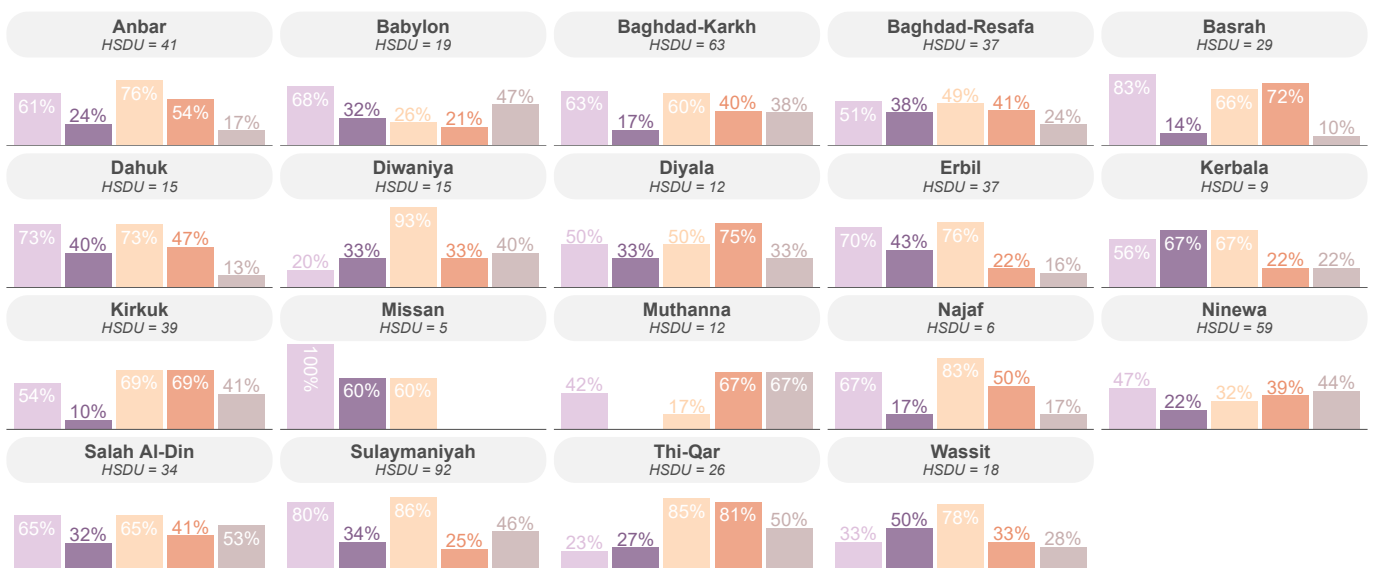
- Not operational
- Not reporting

Applicable only for the map

Service availability by HSDU type and by directorate of health*








Main barriers impeding service delivery by directorate of health



Availability status

- Available
- Partially available
- Not available

Barriers for partial availability or non-availability.


-  Lack of staff
-  Lack of supplies
-  Lack of training
-  Lack of equipment
-  Lack of financial resources

* HSDUs that do not normally provide the service are excluded from this chart.

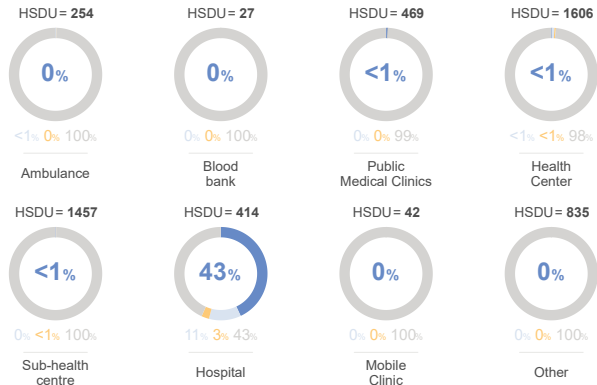


ADVANCED SYNDROME-BASED MANAGEMENT

Service availability¹³

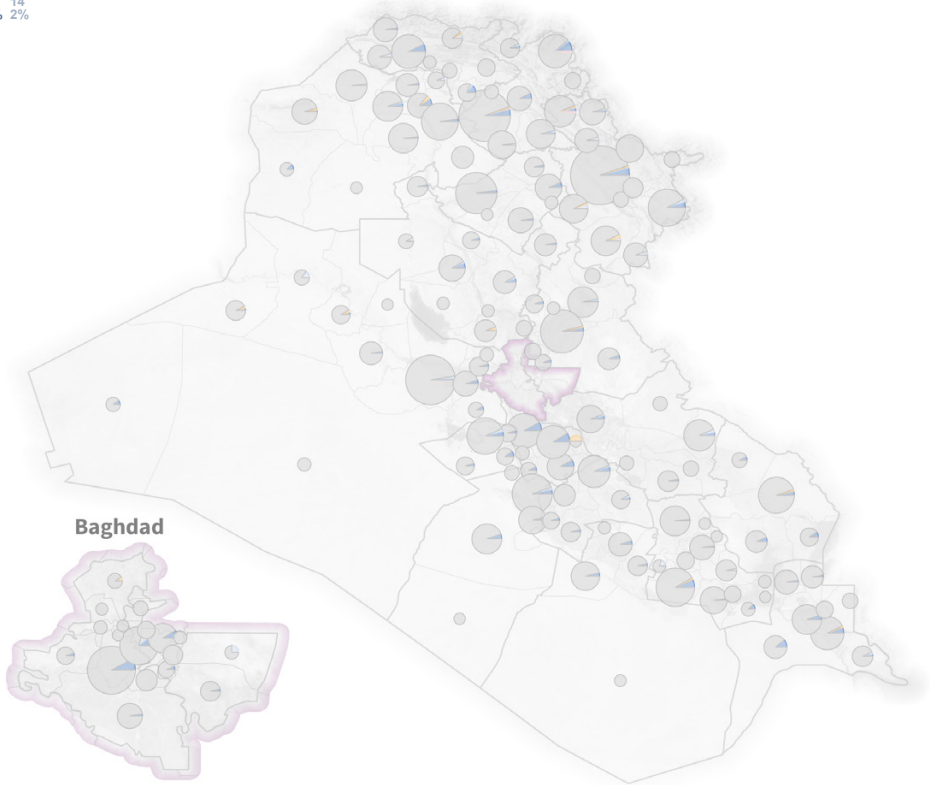


Service availability by HSDU type

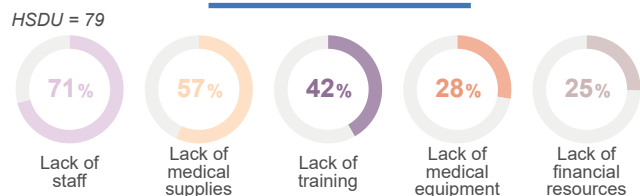


Service availability by directorate of health

Directorate	Total HSDUs	Available	Partially available	Not available	Not normally provided
Sulaymaniyah	645	613 (95%)	13 (2%)	14 (2%)	0
Ninewa	448	430 (96%)	12 (3%)	3 (1%)	3 (1%)
Erbil	398	375 (94%)	17 (4%)	5 (1%)	1 (<1%)
Anbar	329	314 (95%)	9 (3%)	4 (1%)	2 (1%)
Thi-Qar	327	314 (96%)	10 (3%)	2 (1%)	1 (<1%)
Basrah	303	287 (95%)	14 (5%)	1 (1%)	1 (<1%)
Diyala	269	259 (96%)	8 (3%)	1 (<1%)	1 (<1%)
Baghdad-Resafa	260	233 (90%)	16 (6%)	10 (4%)	1 (<1%)
Dahuk	239	224 (94%)	9 (4%)	5 (2%)	1 (<1%)
Baghdad-Karkh	237	225 (95%)	11 (5%)	1 (<1%)	0
Salah Al-Din	236	223 (94%)	8 (3%)	4 (2%)	1 (<1%)
Kirkuk	223	216 (97%)	7 (3%)	0	0
Babylon	218	200 (92%)	17 (8%)	1 (<1%)	0
Najaf	214	204 (95%)	7 (3%)	3 (1%)	0
Wassit	178	170 (96%)	5 (3%)	3 (2%)	0
Diwaniya	166	158 (95%)	6 (4%)	2 (1%)	0
Missan	146	137 (94%)	8 (5%)	1 (1%)	0
Kerbala	142	133 (94%)	7 (5%)	2 (1%)	0
Muthanna	126	121 (96%)	5 (4%)	0	0



Main barriers impeding service delivery




¹³ Advanced Syndrome-based management of difficulty breathing, shock, altered mental status, and polytrauma in dedicated emergency unit, including for neonates, children and adults. Interventions include intubation, mechanical ventilation, surgical airway, and placement of chest drain, hemorrhage control, defibrillation, administration of IV fluids via peripheral and central venous line with adjustment for age and condition, including malnutrition; administration of essential emergency medications.

Availability status

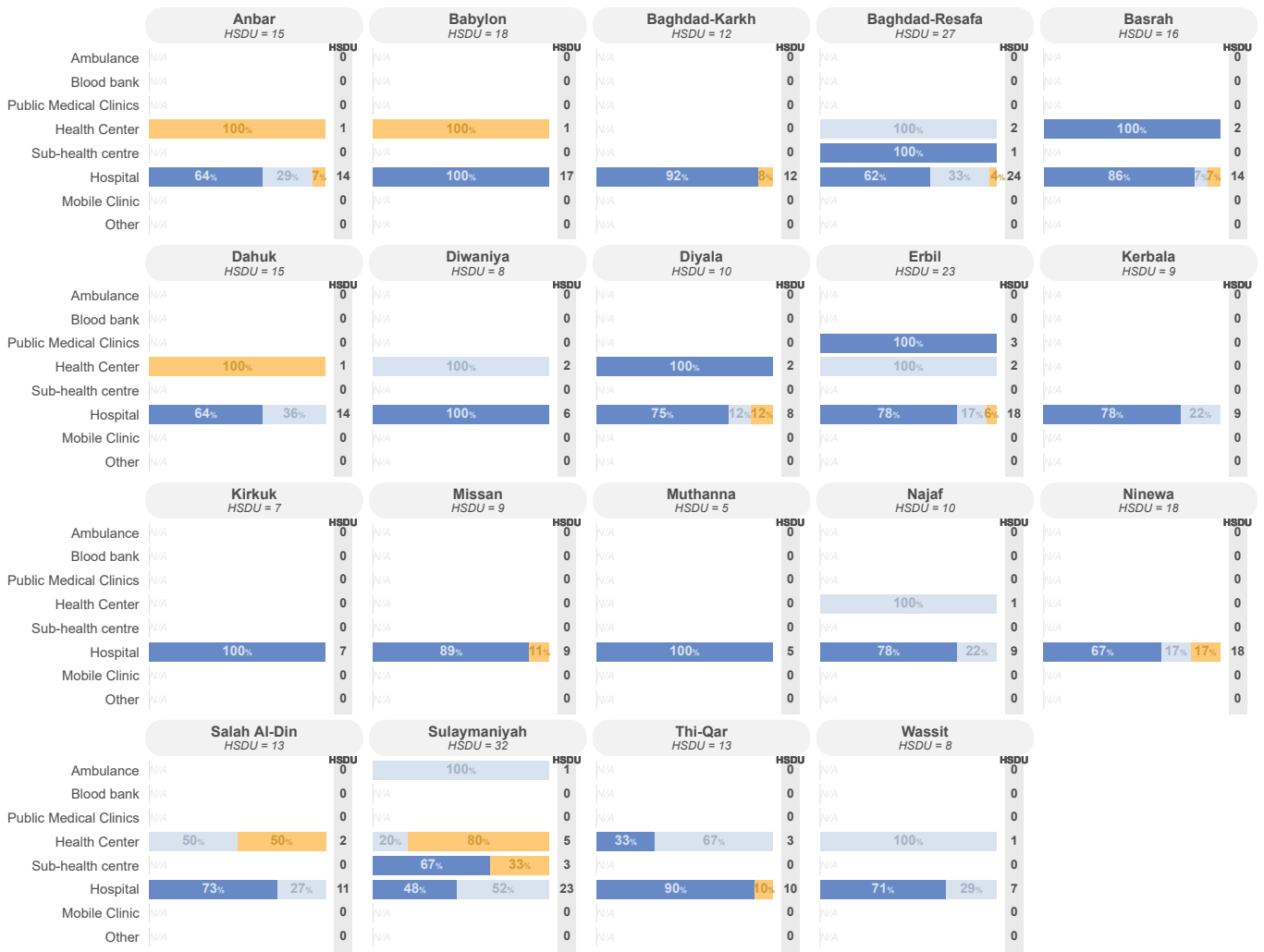
- Available
- Partially available
- Not available
- Not normally provided

- Not operational
 - Not reporting
- Applicable only for the map*

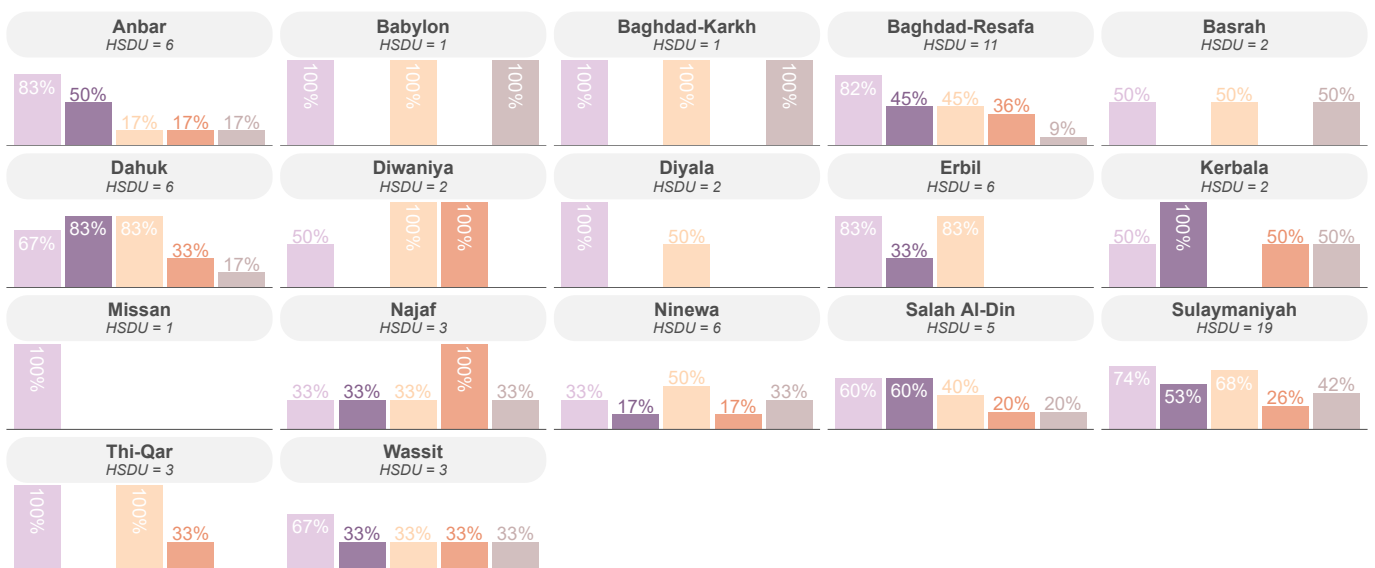
Maps



Service availability by HSDU type and by directorate of health*








Main barriers impeding service delivery by directorate of health



Availability status

- Available
- Partially available
- Not available

Barriers for partial availability or non-availability.

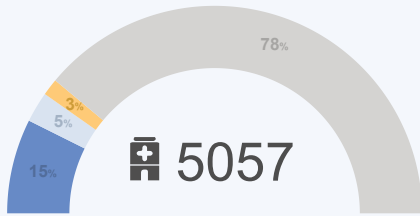
-  Lack of staff
-  Lack of supplies
-  Lack of financial resources
-  Lack of training
-  Lack of equipment

* HSDUs that do not normally provide the service are excluded from this chart.

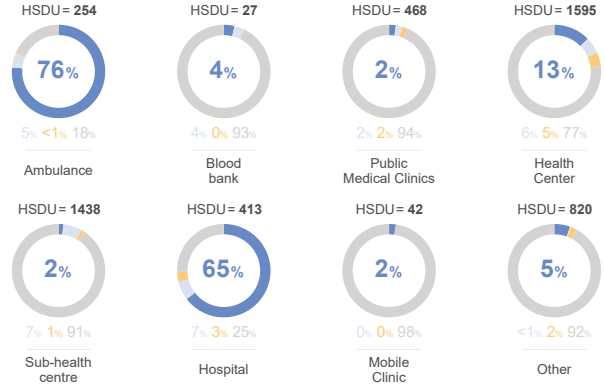


MONITORED REFERRAL

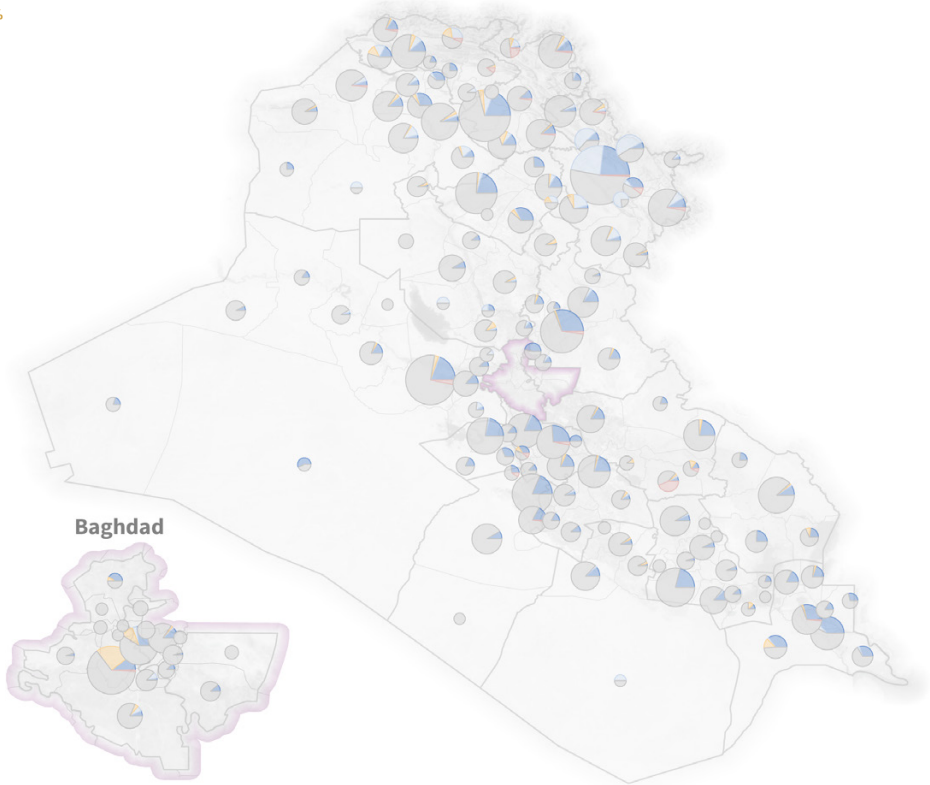
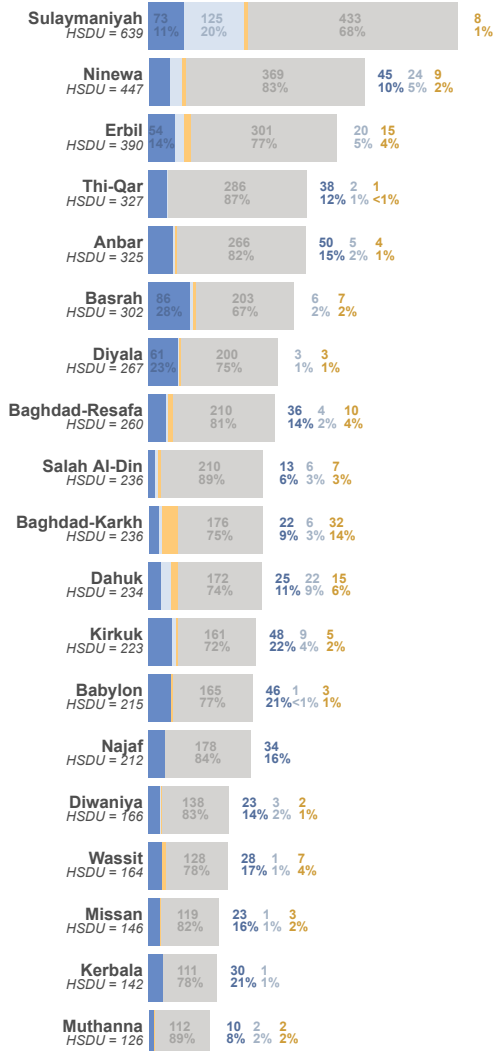
Service availability¹⁴



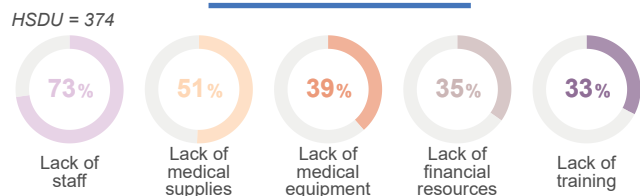
Service availability by HSDU type



Service availability by directorate of health




Main barriers impeding service delivery

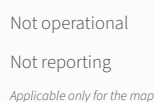



¹⁴ Direct provider monitoring should be conducted during transport to an appropriate healthcare facility, followed by a structured handover to the facility personnel.

Availability status

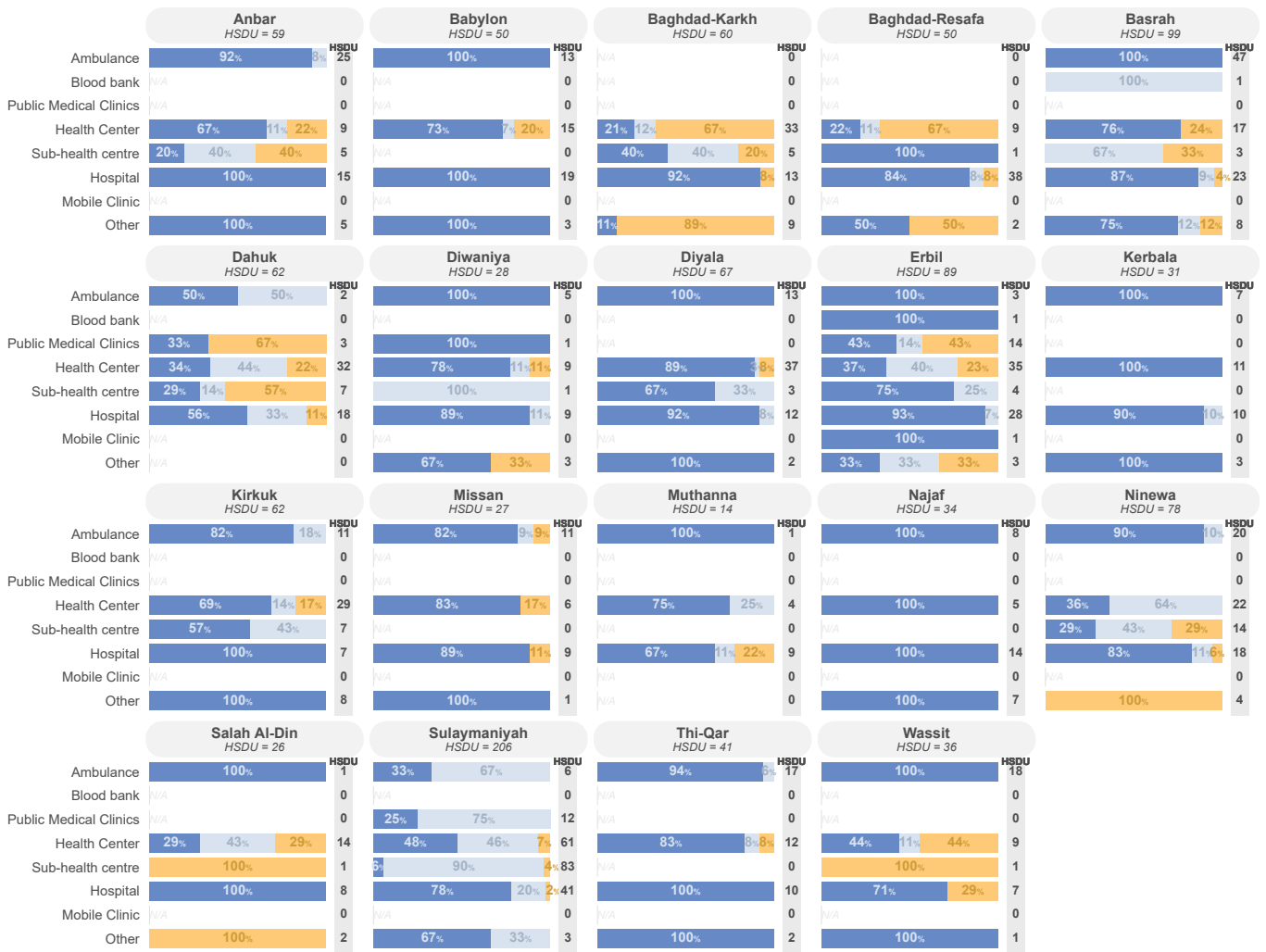


Maps

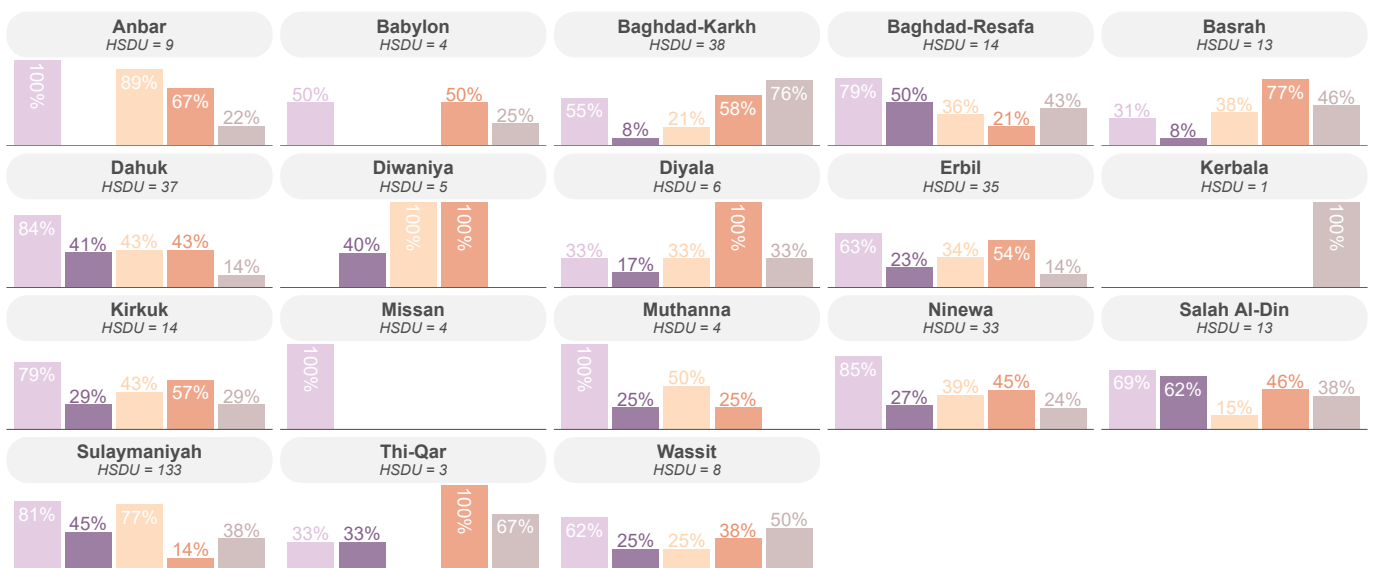


Applicable only for the map

Service availability by HSDU type and by directorate of health*








Main barriers impeding service delivery by directorate of health



Availability status

- Available
- Partially available
- Not available

Barriers for partial availability or non-availability.

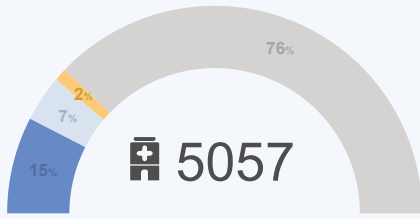
-  Lack of staff
-  Lack of supplies
-  Lack of financial resources
-  Lack of training
-  Lack of equipment

* HSDUs that do not normally provide the service are excluded from this chart.

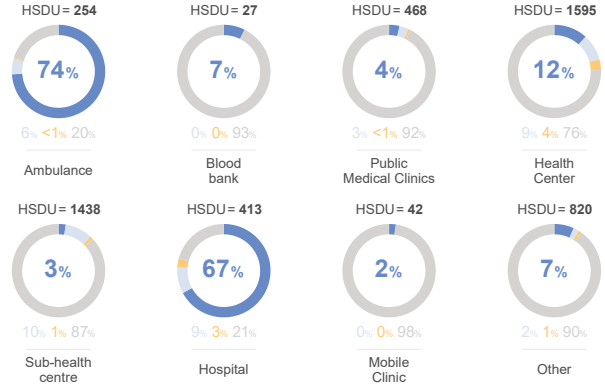


REFERRAL CAPACITY

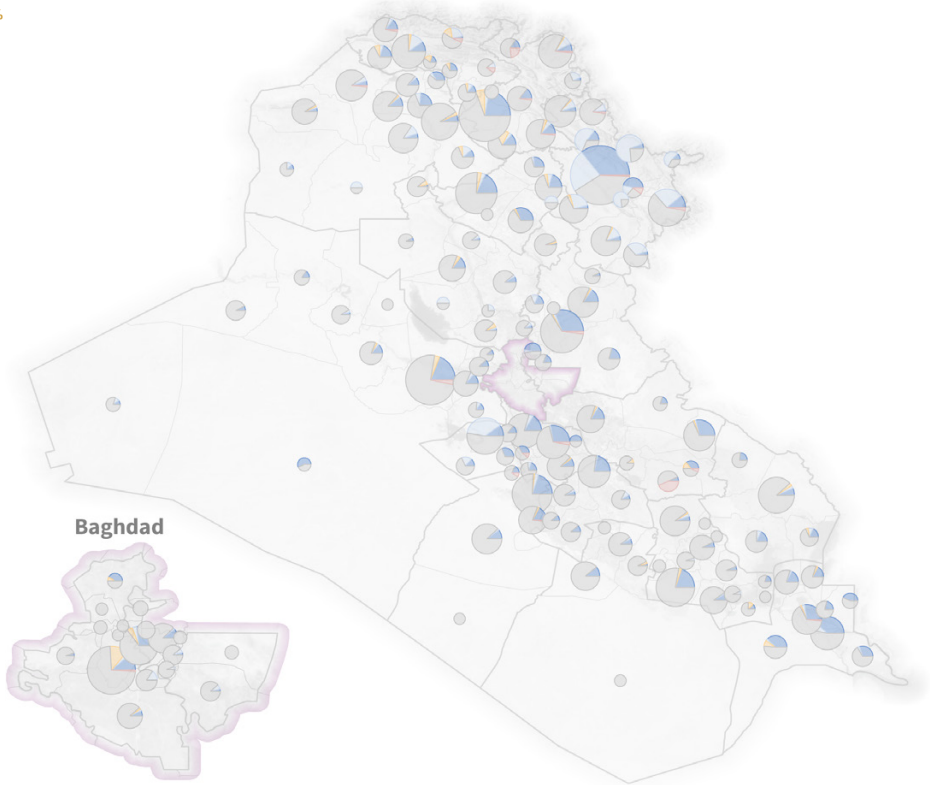
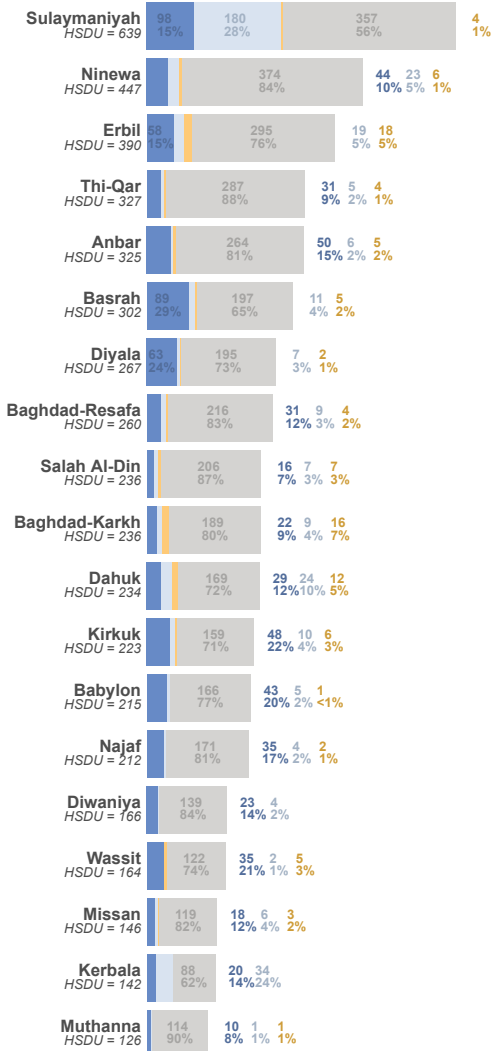
Service availability¹⁵



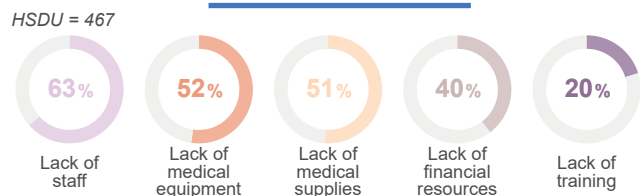
Service availability by HSDU type



Service availability by directorate of health



Main barriers impeding service delivery



¹⁵ Referral procedures, means of communication, and access to transportation are available.

Availability status

- Available
- Partially available
- Not available
- Not normally provided

- Not operational
- Not reporting

Applicable only for the map

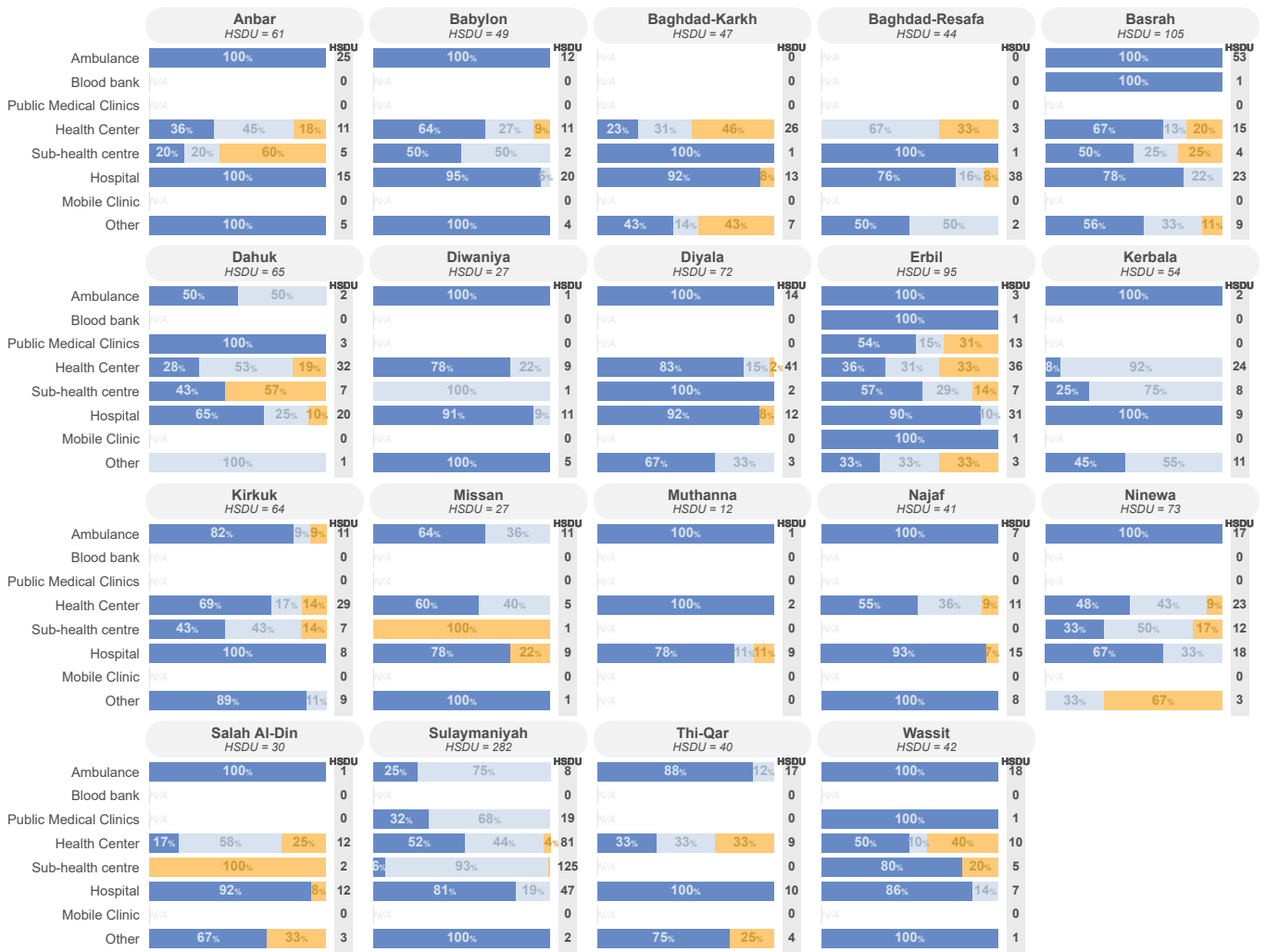
Maps

Number of HSDUs

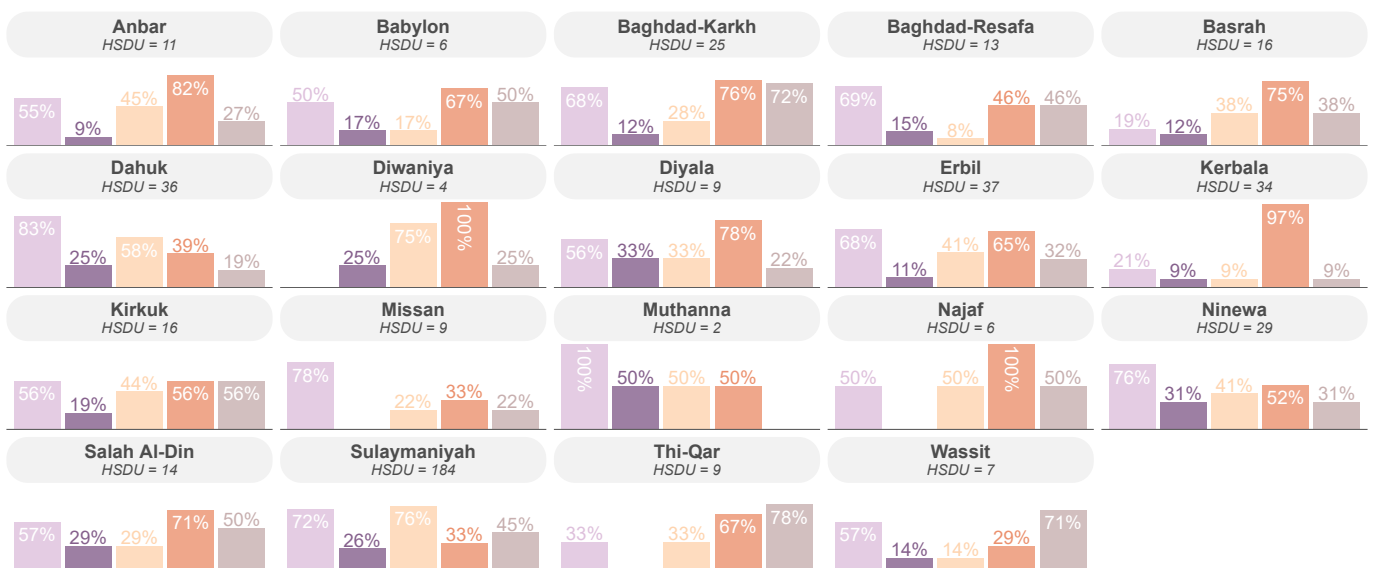




Service availability by HSDU type and by directorate of health*



Main barriers impeding service delivery by directorate of health



Availability status

- Available
- Partially available
- Not available

Barriers for partial availability or non-availability.

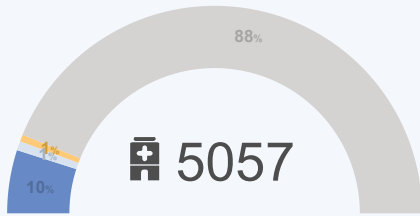
- Lack of staff
- Lack of supplies
- Lack of training
- Lack of equipment
- Lack of financial resources

* HSDUs that do not normally provide the service are excluded from this chart.

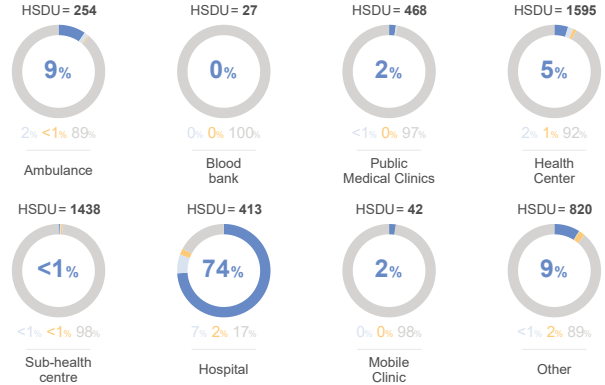


ACCEPTANCE OF REFERRALS

Service availability¹⁶

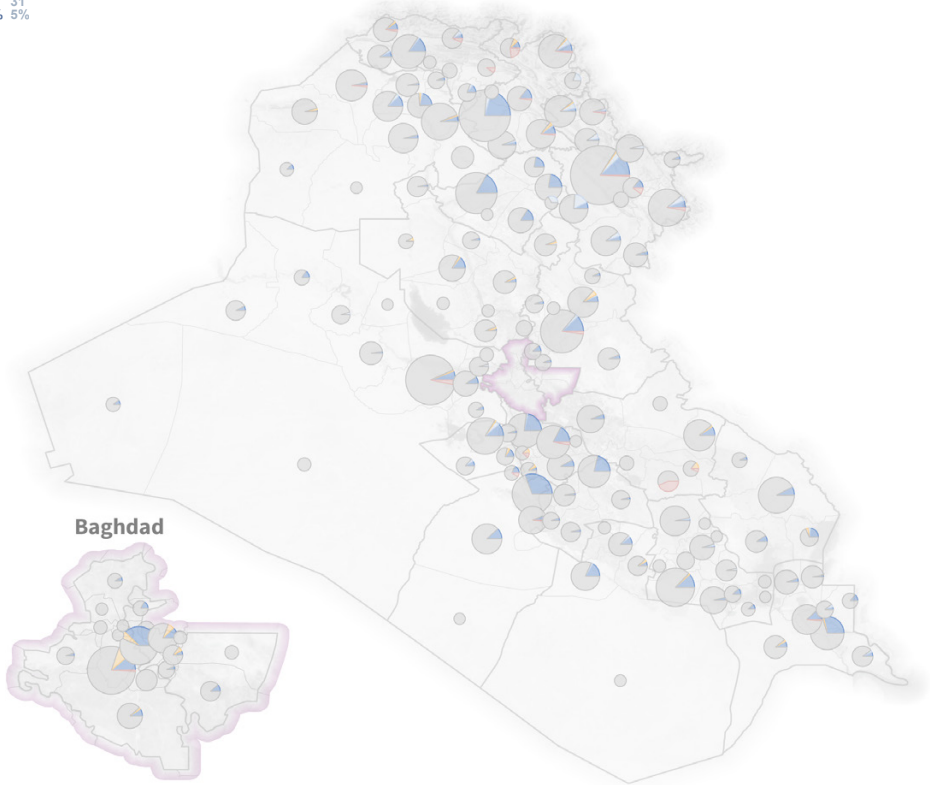


Service availability by HSDU type

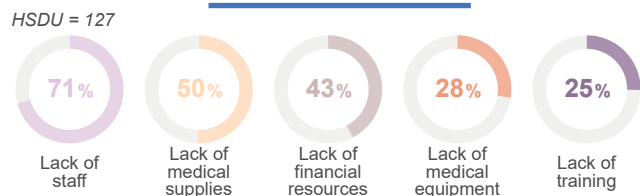


Service availability by directorate of health

Sulaymaniyah HSDU = 639	565 88%	41 6%	31 5%
Ninewa HSDU = 447	413 92%	28 6%	3 1%
Erbil HSDU = 390	325 83%	47 12%	13 3%
Thi-Qar HSDU = 327	306 94%	17 5%	3 1%
Anbar HSDU = 325	304 94%	18 6%	2 1%
Basrah HSDU = 302	260 86%	38 13%	2 1%
Diyala HSDU = 267	238 89%	23 9%	3 1%
Baghdad-Resafa HSDU = 260	201 77%	48 18%	11 4%
Salah Al-Din HSDU = 236	218 92%	12 5%	1 1%
Baghdad-Karkh HSDU = 236	206 87%	19 8%	11 5%
Dahuk HSDU = 234	206 88%	22 9%	1 1%
Kirkuk HSDU = 223	181 81%	40 18%	2 1%
Babylon HSDU = 215	179 83%	33 15%	1 1%
Najaf HSDU = 212	172 81%	40 19%	
Diwaniya HSDU = 166	148 89%	18 11%	
Wassit HSDU = 164	152 93%	9 5%	3 2%
Missan HSDU = 146	129 88%	15 10%	1 1%
Kerbala HSDU = 142	121 85%	15 11%	4 3%
Muthanna HSDU = 126	108 86%	15 12%	2 2%



Main barriers impeding service delivery




¹⁶ Referral with remote decision support for prehospital providers and primary-level facilities, and condition-specific protocol-based referral to higher levels are accepted.

Availability status

- Available
- Partially available
- Not available
- Not normally provided

Maps

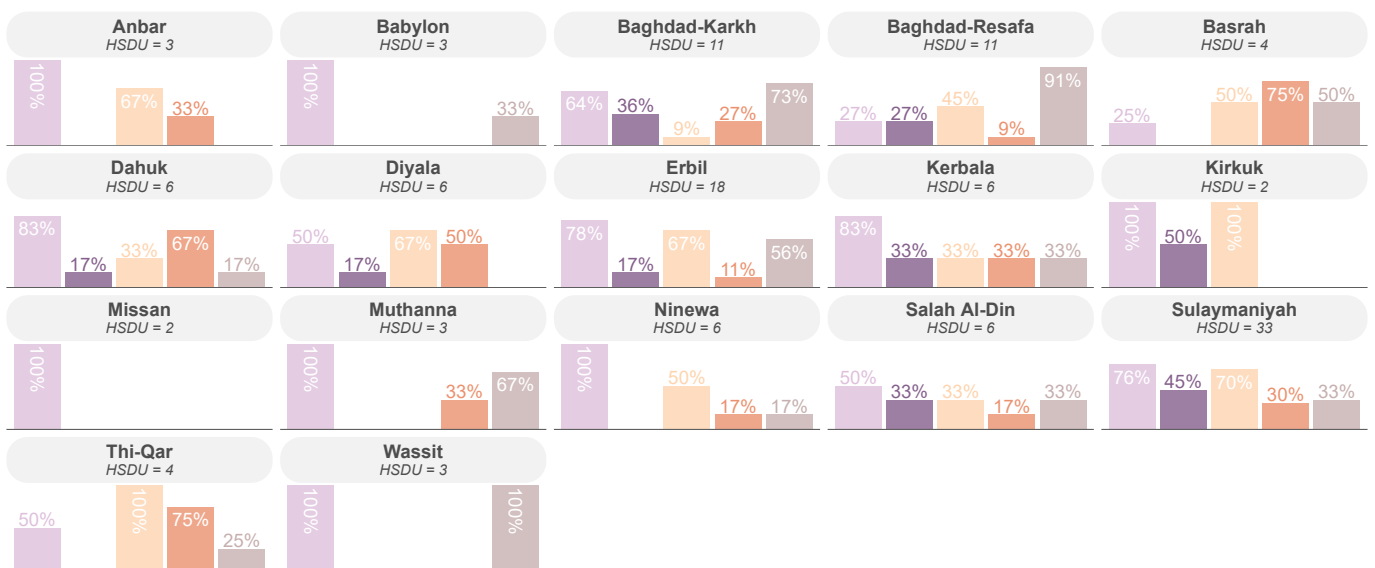


- Not operational
 - Not reporting
- Applicable only for the map*

Service availability by HSDU type and by directorate of health*








Main barriers impeding service delivery by directorate of health



Availability status

- Available
- Partially available
- Not available

Barriers for partial availability or non-availability.


-  Lack of staff
-  Lack of supplies
-  Lack of financial resources
-  Lack of training
-  Lack of equipment

* HSDUs that do not normally provide the service are excluded from this chart.

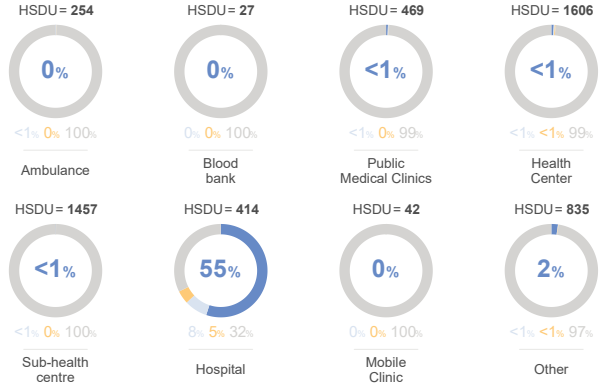


ACCEPTANCE OF COMPLEX REFERRALS

Service availability¹⁷

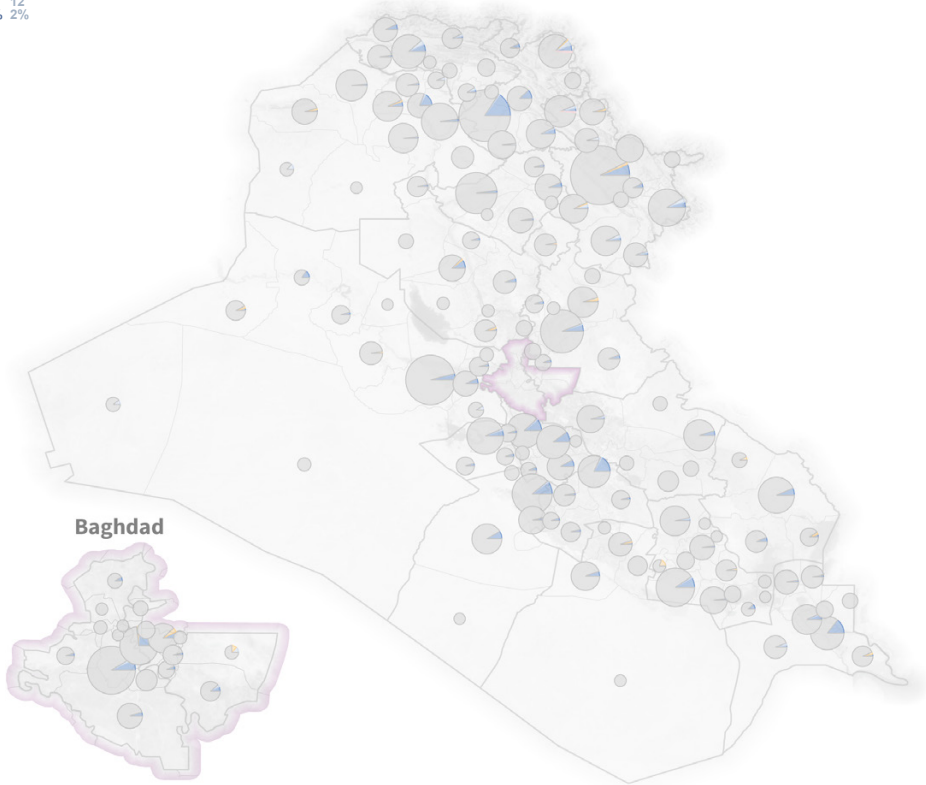


Service availability by HSDU type

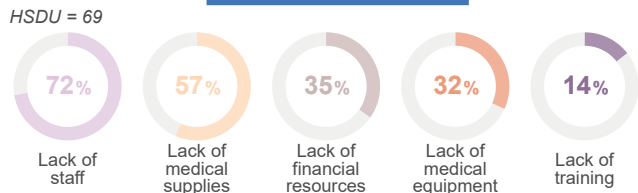


Service availability by directorate of health

Directorate of Health	Total HSDUs	Available	Partially available	Not available	Not normally provided
Sulaymaniyah	645	607 (94%)	22 (3%)	12 (2%)	0
Ninewa	448	427 (95%)	16 (4%)	3 (1%)	2 (<1%)
Erbil	398	357 (90%)	33 (8%)	7 (2%)	1 (<1%)
Anbar	329	312 (95%)	13 (4%)	2 (1%)	2 (1%)
Thi-Qar	327	312 (95%)	11 (3%)	2 (1%)	2 (1%)
Basrah	303	283 (93%)	17 (6%)	2 (1%)	1 (<1%)
Diyala	269	256 (95%)	10 (4%)	1 (<1%)	2 (1%)
Baghdad-Resafa	260	223 (86%)	29 (11%)	3 (1%)	5 (2%)
Dahuk	239	223 (93%)	11 (5%)	5 (2%)	0
Baghdad-Karkh	237	223 (94%)	12 (5%)	2 (1%)	0
Salah Al-Din	236	223 (94%)	10 (4%)	3 (1%)	0
Kirkuk	223	216 (97%)	7 (3%)	0	0
Babylon	218	197 (90%)	20 (9%)	1 (<1%)	0
Najaf	214	197 (92%)	16 (7%)	1 (<1%)	0
Wassit	178	173 (97%)	4 (2%)	1 (1%)	0
Diwaniya	166	150 (90%)	15 (9%)	1 (1%)	0
Missan	146	136 (93%)	8 (5%)	2 (1%)	0
Kerbala	142	134 (94%)	7 (5%)	1 (1%)	0
Muthanna	126	121 (96%)	4 (3%)	1 (1%)	0



Main barriers impeding service delivery



¹⁷ Complex referrals with remote decision support for prehospital providers and lower-level facilities are accepted.

Availability status

- Available
- Partially available
- Not available
- Not normally provided

Maps


Number of HSDUs



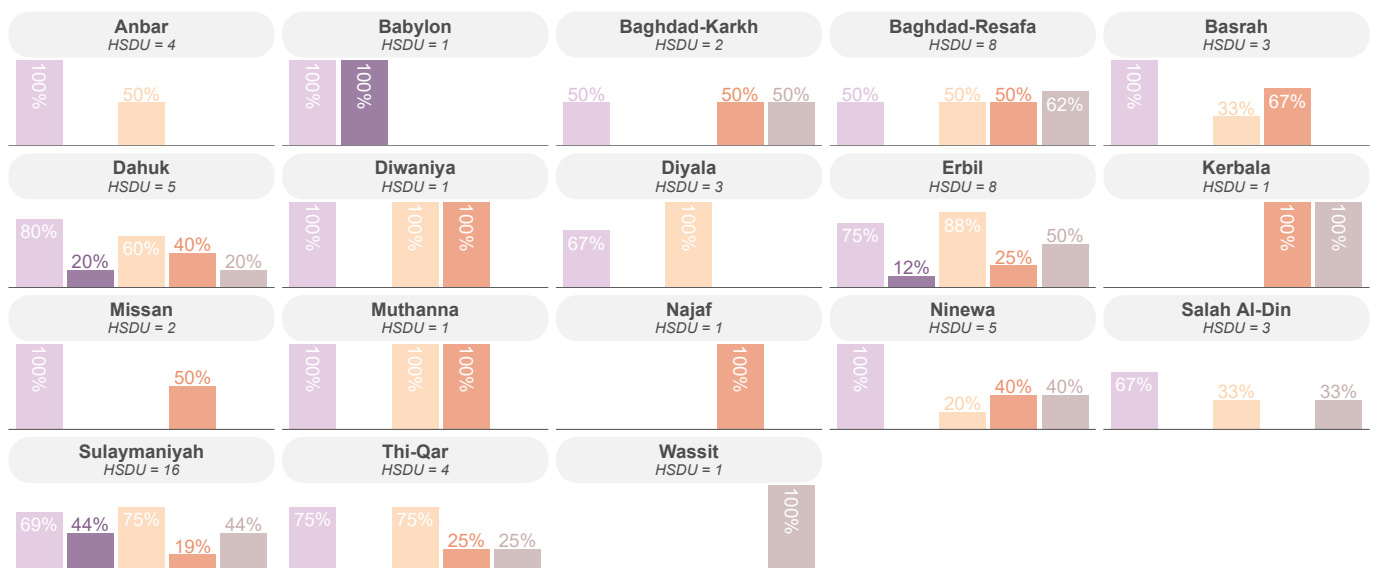
- Not operational
- Not reporting

Applicable only for the map

Service availability by HSDU type and by directorate of health*








Main barriers impeding service delivery by directorate of health



Availability status

- Available
- Partially available
- Not available

Barriers for partial availability or non-availability.

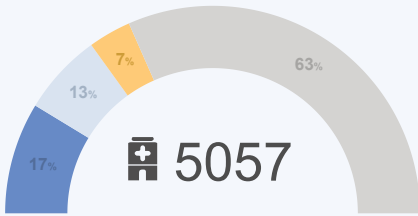
-  Lack of staff
-  Lack of training
-  Lack of supplies
-  Lack of equipment
-  Lack of financial resources

* HSDUs that do not normally provide the service are excluded from this chart.

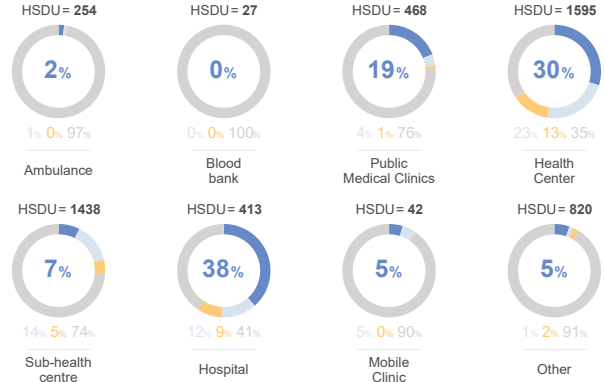


OUTPATIENT SERVICES FOR PRIMARY CARE

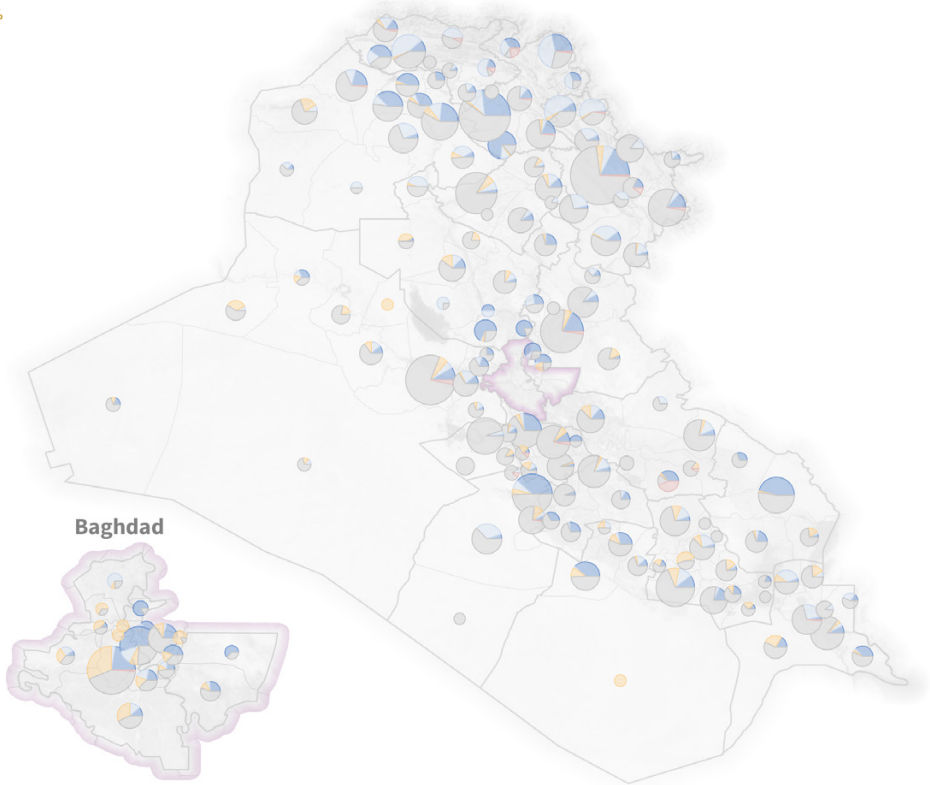
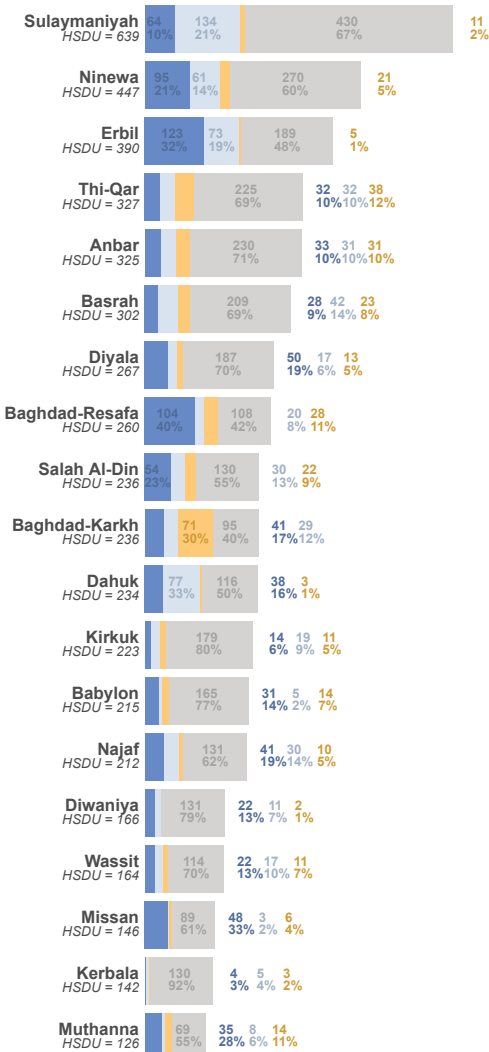
Service availability¹⁸



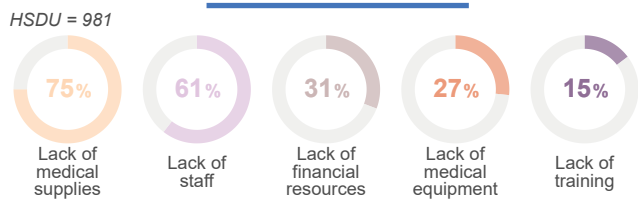
Service availability by HSDU type



Service availability by directorate of health




Main barriers impeding service delivery

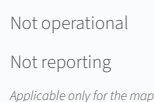



¹⁸ Outpatient services for primary care should include the availability of all essential drugs required for primary care, as specified by national guidelines.

Availability status



Maps

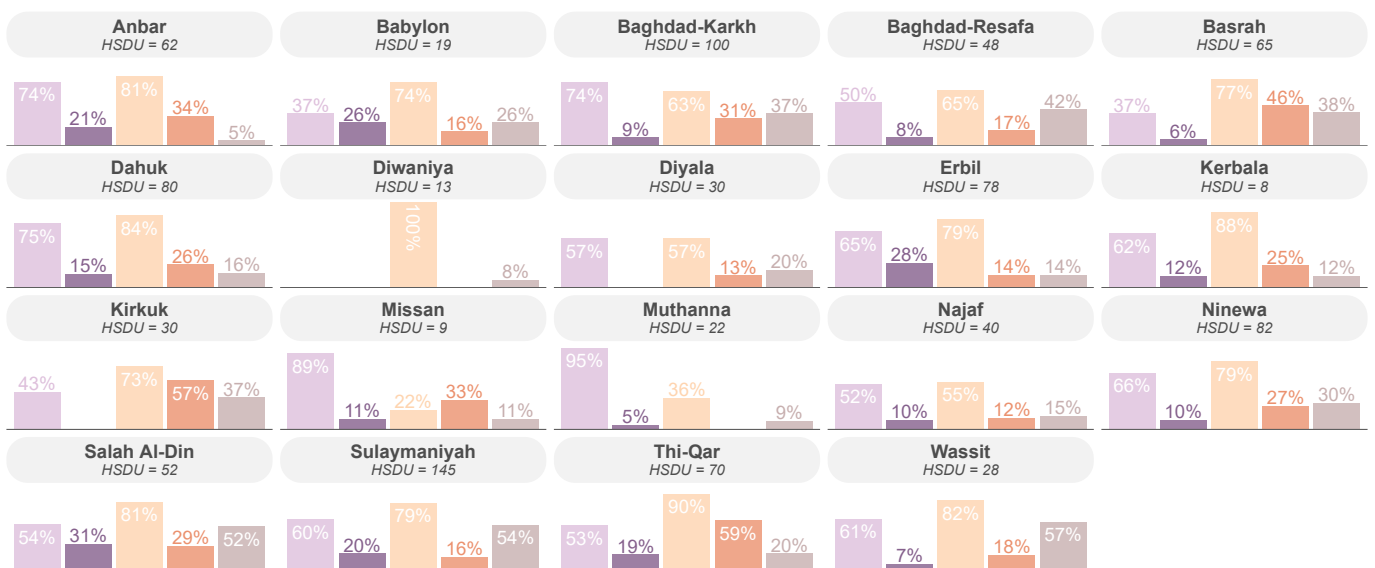


Applicable only for the map

Service availability by HSDU type and by directorate of health*




Main barriers impeding service delivery by directorate of health



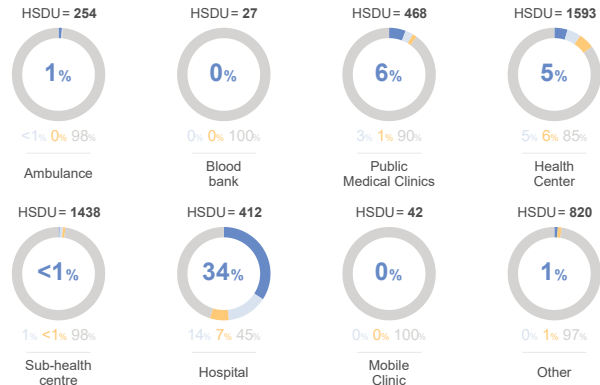


OUTPATIENT DEPARTMENT FOR SECONDARY CARE

Service availability¹⁹

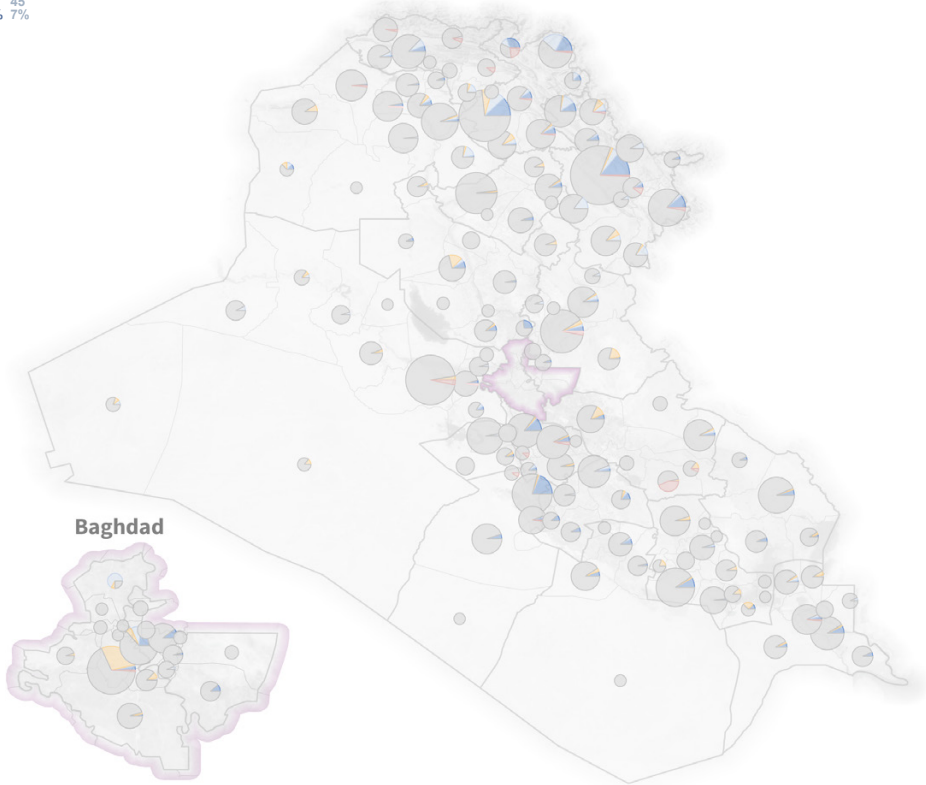


Service availability by HSDU type

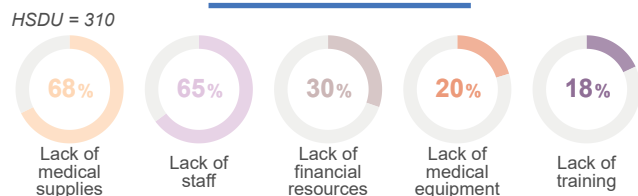


Service availability by directorate of health

Directorate of Health	HSDU	Available (%)	Partially available (%)	Not available (%)	Not normally provided (%)
Sulaymaniyah	639	84%	7%	7%	43%
Ninewa	446	93%	12%	3%	12%
Erbil	390	75%	12%	10%	3%
Thi-Qar	327	93%	11%	3%	1%
Anbar	324	94%	3%	1%	2%
Basrah	302	92%	12%	4%	2%
Diyala	266	91%	8%	3%	7%
Baghdad-Resafa	260	84%	30%	12%	3%
Salah Al-Din	236	88%	13%	6%	3%
Baghdad-Karkh	236	78%	4%	2%	10%
Dahuk	234	92%	5%	2%	1%
Kirkuk	223	95%	6%	3%	1%
Babylon	215	91%	15%	7%	2%
Najaf	212	88%	22%	10%	2%
Diwaniya	166	92%	9%	5%	4%
Wassit	164	90%	5%	3%	2%
Missan	146	93%	8%	5%	2%
Kerbala	142	97%	1%	1%	2%
Muthanna	126	92%	7%	6%	1%



Main barriers impeding service delivery



¹⁹ Outpatient department (OPD) for secondary care with availability of all essential drugs for secondary care as per national guidelines (including NCD and pain management), and at least one general practitioner.

Availability status

- Available
- Partially available
- Not available
- Not normally provided

Maps

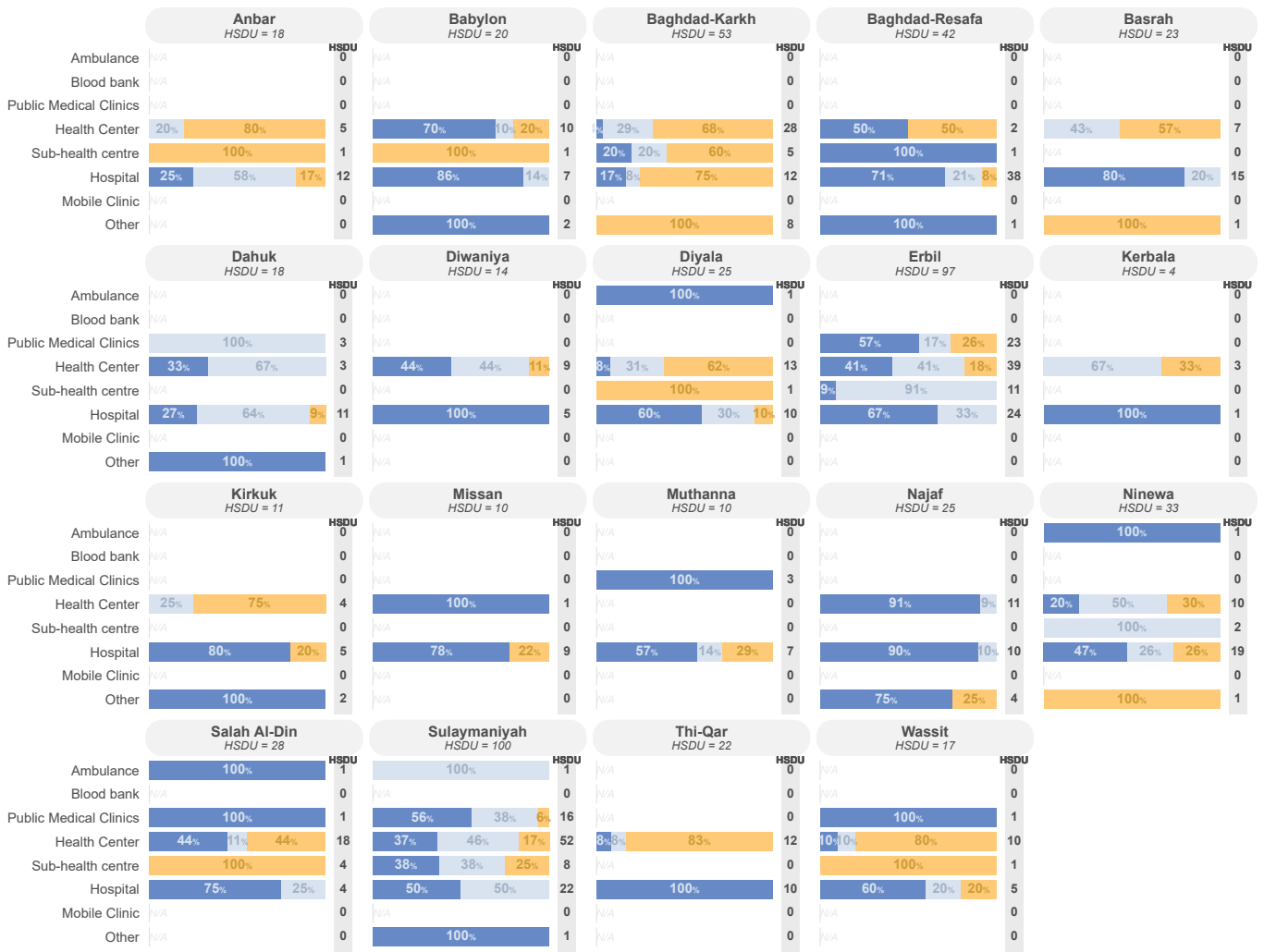
Number of HSDUs



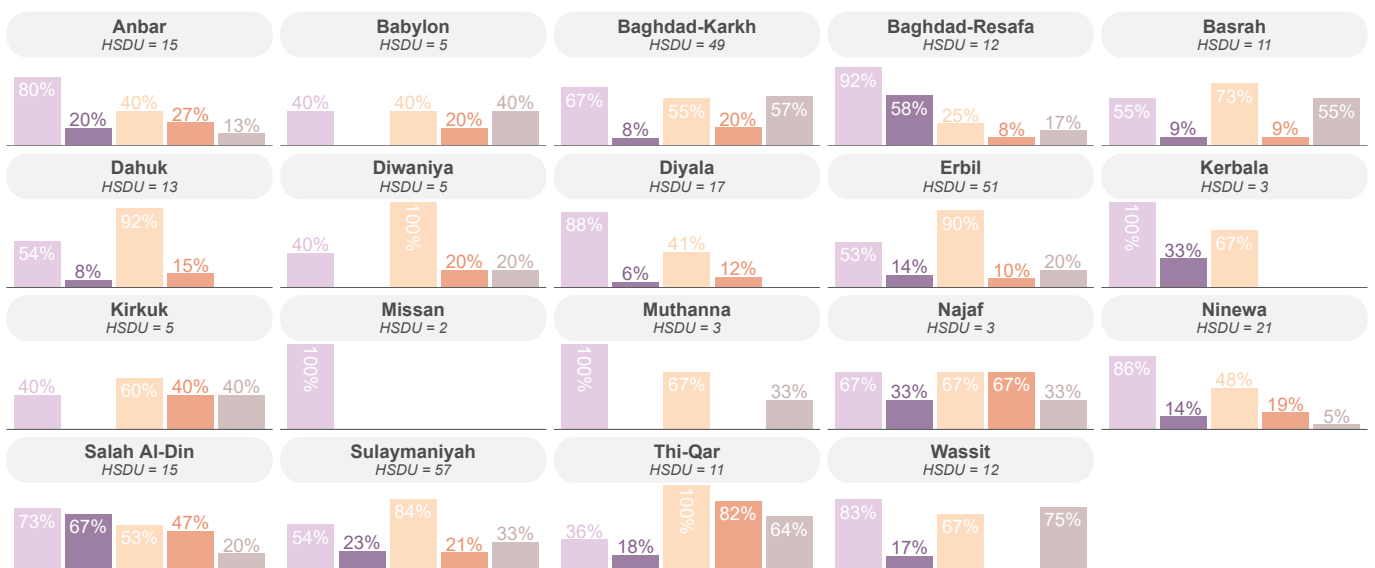
- Not operational
- Not reporting

Applicable only for the map

Service availability by HSDU type and by directorate of health*








Main barriers impeding service delivery by directorate of health



Availability status

- Available
- Partially available
- Not available

Barriers for partial availability or non-availability.

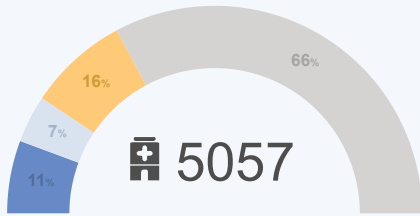
-  Lack of staff
-  Lack of supplies
-  Lack of training
-  Lack of equipment
-  Lack of financial resources

* HSDUs that do not normally provide the service are excluded from this chart.

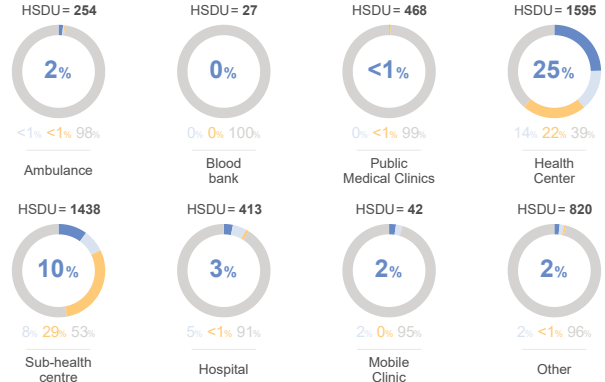


HOME VISITS

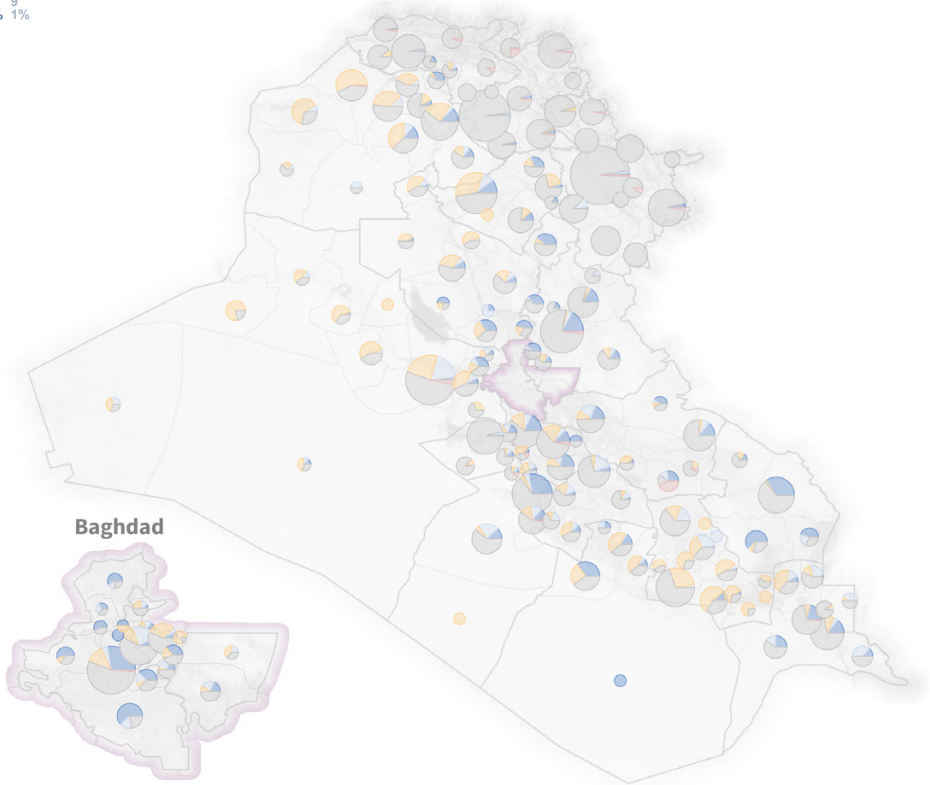
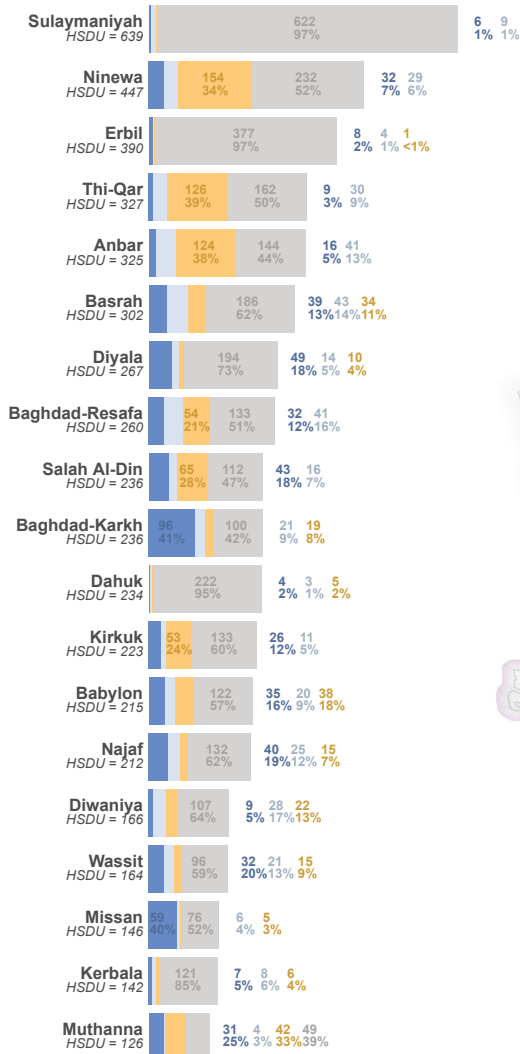
Service availability²⁰



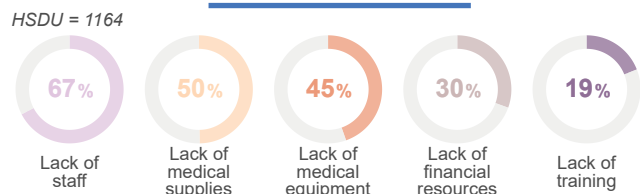
Service availability by HSDU type



Service availability by directorate of health

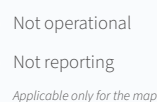


Main barriers impeding service delivery




²⁰ Home visits, including promotion of self-care practices, monitoring of noncommunicable diseases (NCD) medication compliance and palliative care.

Availability status



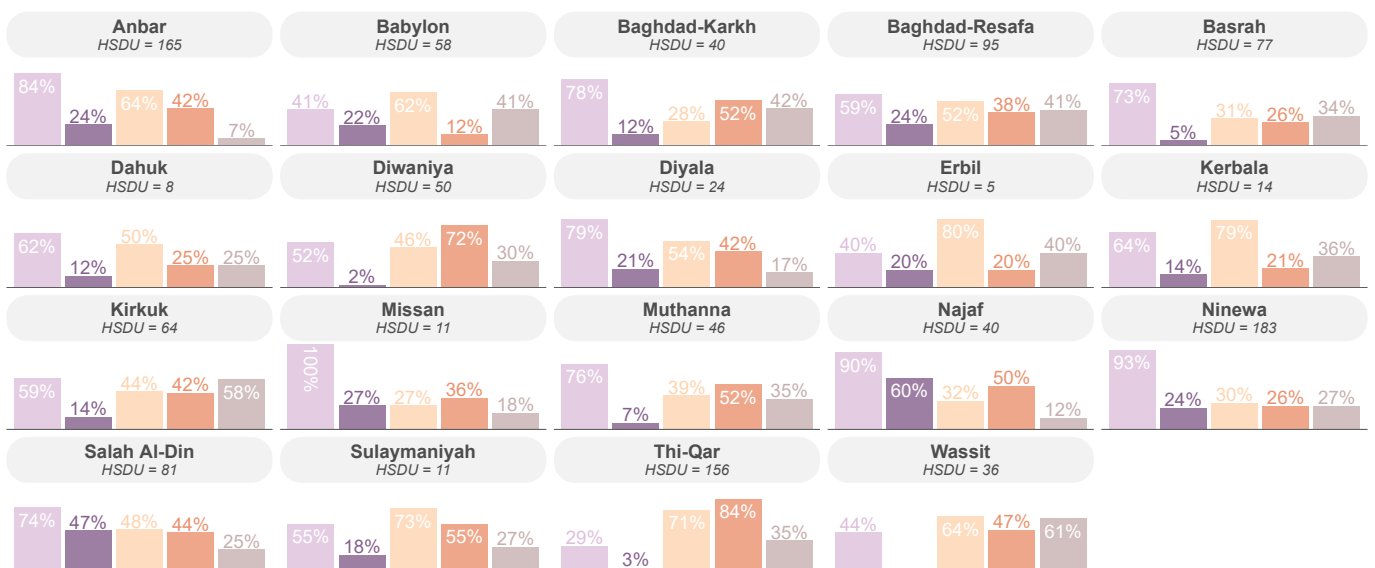
Maps



Service availability by HSDU type and by directorate of health*








Main barriers impeding service delivery by directorate of health



Availability status

- Available
- Partially available
- Not available

Barriers for partial availability or non-availability.

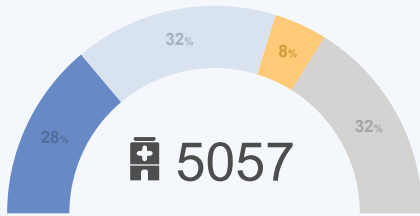
-  Lack of staff
-  Lack of supplies
-  Lack of financial resources
-  Lack of training
-  Lack of equipment

* HSDUs that do not normally provide the service are excluded from this chart.

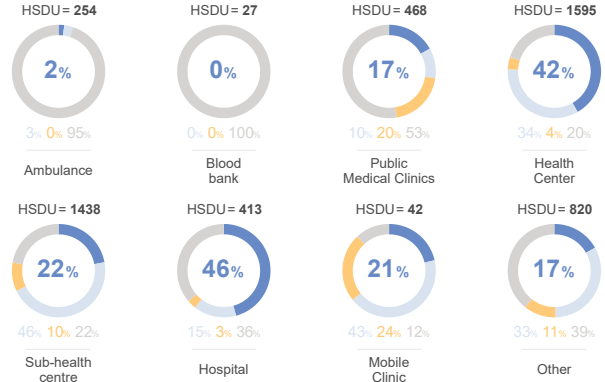


MINOR TRAUMA DEFINITIVE MANAGEMENT

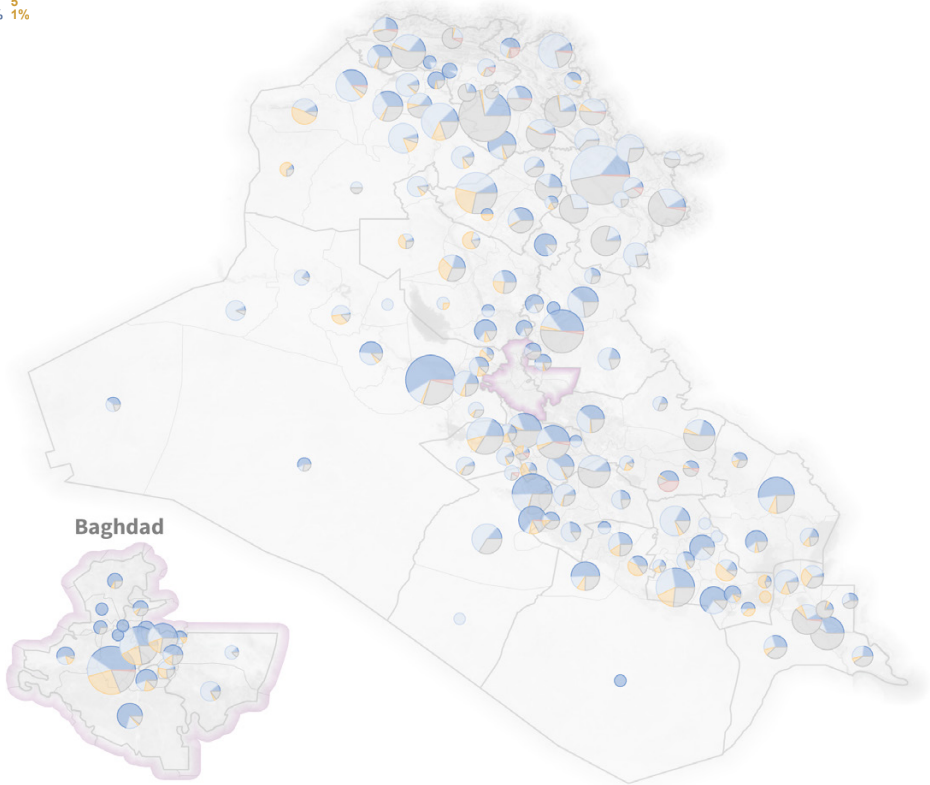
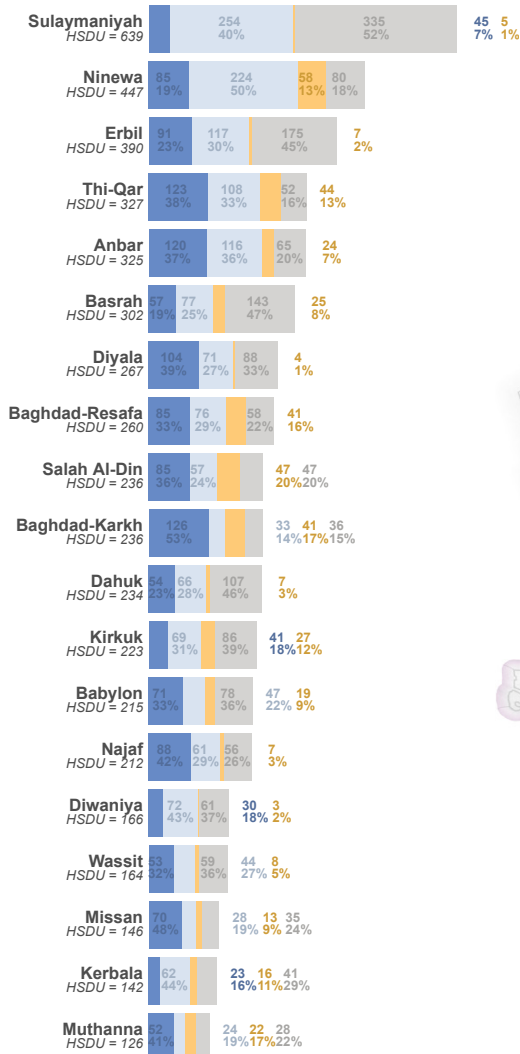
Service availability²¹



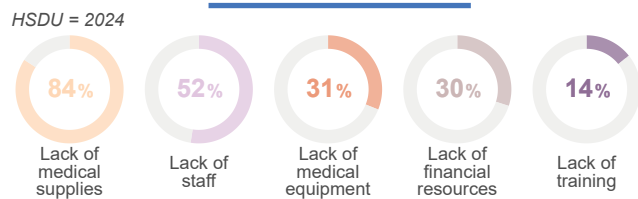
Service availability by HSDU type



Service availability by directorate of health



Main barriers impeding service delivery

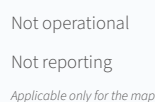



²¹ Pain management, tetanus toxoid and human antitoxin, minor surgery kits, suture absorbable/silk with needles, disinfectant solutions, bandages, gauzes, cotton wool.

Availability status



Maps



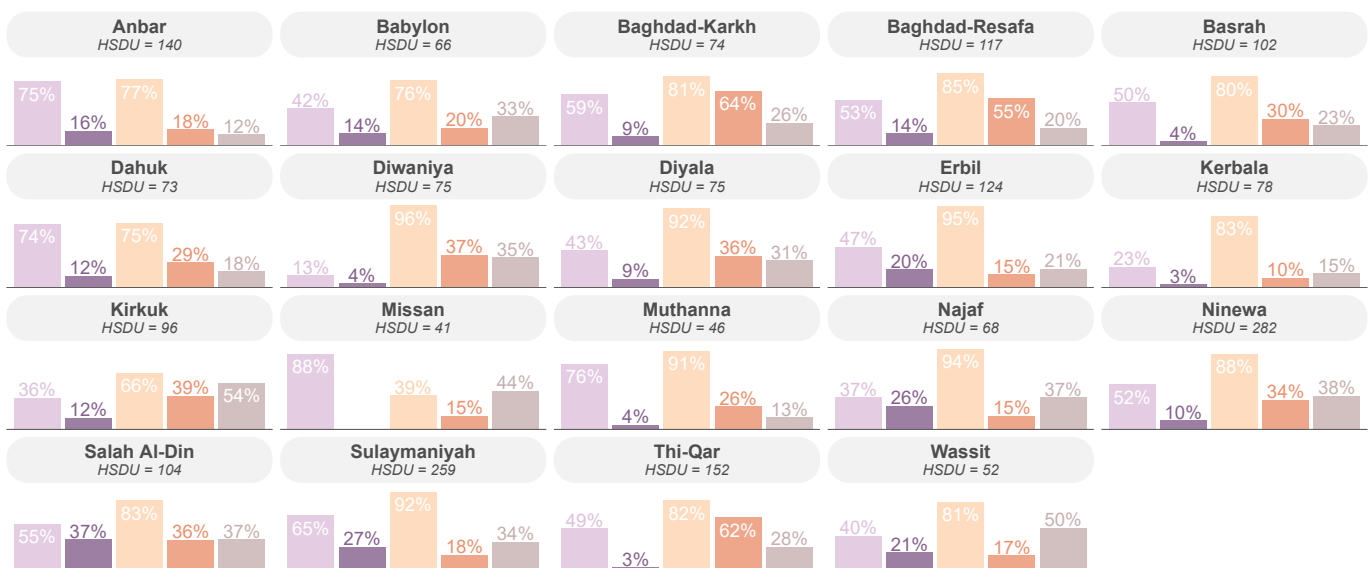
Applicable only for the map



Service availability by HSDU type and by directorate of health*



Main barriers impeding service delivery by directorate of health



Availability status

- Available
- Partially available
- Not available

Barriers for partial availability or non-availability.


- Lack of staff
- Lack of supplies
- Lack of training
- Lack of equipment
- Lack of financial resources

* HSDUs that do not normally provide the service are excluded from this chart.

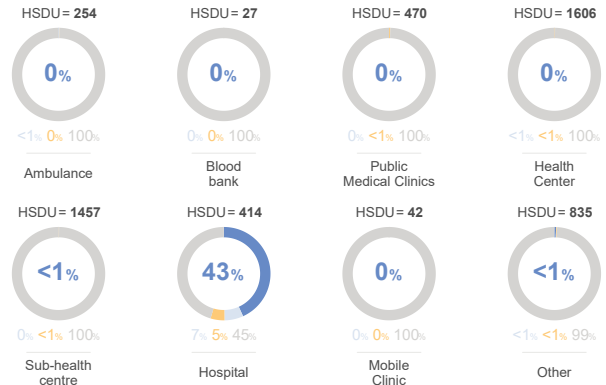


EMERGENCY AND ELECTIVE SURGERY

Service availability²²

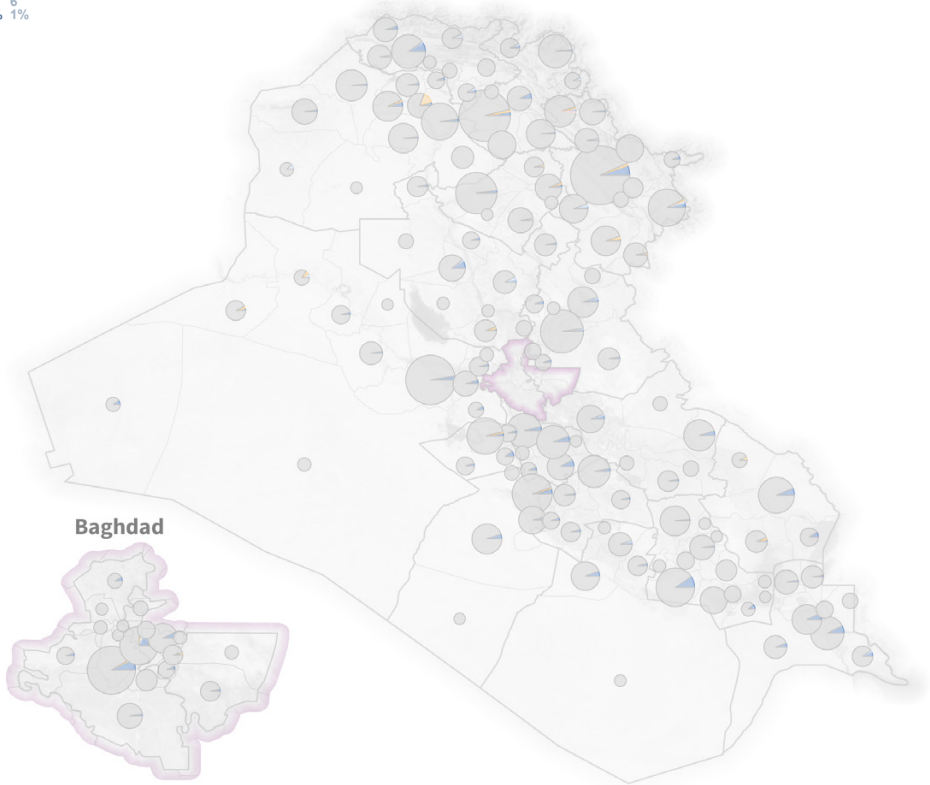


Service availability by HSDU type

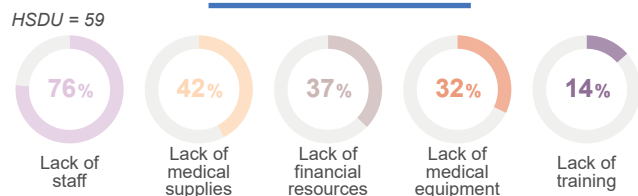


Service availability by directorate of health

Directorate of Health	Total HSDUs	Available	Partially available	Not available	Not normally provided
Sulaymaniyah	645	616 (96%)	16 (2%)	6 (1%)	0
Ninewa	448	428 (96%)	12 (3%)	1 (<1%)	7 (2%)
Erbil	399	386 (97%)	9 (2%)	2 (1%)	2 (1%)
Anbar	329	315 (96%)	11 (3%)	1 (<1%)	2 (1%)
Thi-Qar	327	316 (97%)	11 (3%)	0	0
Basrah	303	287 (95%)	15 (5%)	1 (<1%)	0
Diyala	269	261 (97%)	6 (2%)	2 (1%)	0
Baghdad-Resafa	260	232 (89%)	20 (8%)	5 (2%)	3 (1%)
Dahuk	239	225 (94%)	9 (4%)	5 (2%)	0
Baghdad-Karkh	237	224 (95%)	12 (5%)	1 (<1%)	0
Salah Al-Din	236	223 (94%)	9 (4%)	3 (1%)	1 (<1%)
Kirkuk	223	216 (97%)	4 (2%)	1 (<1%)	2 (1%)
Babylon	218	206 (94%)	12 (6%)	0	0
Najaf	214	204 (95%)	8 (4%)	1 (<1%)	1 (<1%)
Wassit	178	171 (96%)	6 (3%)	3 (1%)	1 (1%)
Diwaniya	166	160 (96%)	6 (4%)	0	0
Missan	146	136 (93%)	8 (5%)	2 (1%)	0
Kerbala	142	135 (95%)	6 (4%)	1 (1%)	0
Muthanna	126	120 (95%)	5 (4%)	1 (1%)	0



Main barriers impeding service delivery



²² Full surgical wound care, advanced fracture management through at least one operating theatre with basic general anesthesia (with or without gas)


Availability status

- Available
- Partially available
- Not available
- Not normally provided


- Not operational
- Not reporting

Applicable only for the map

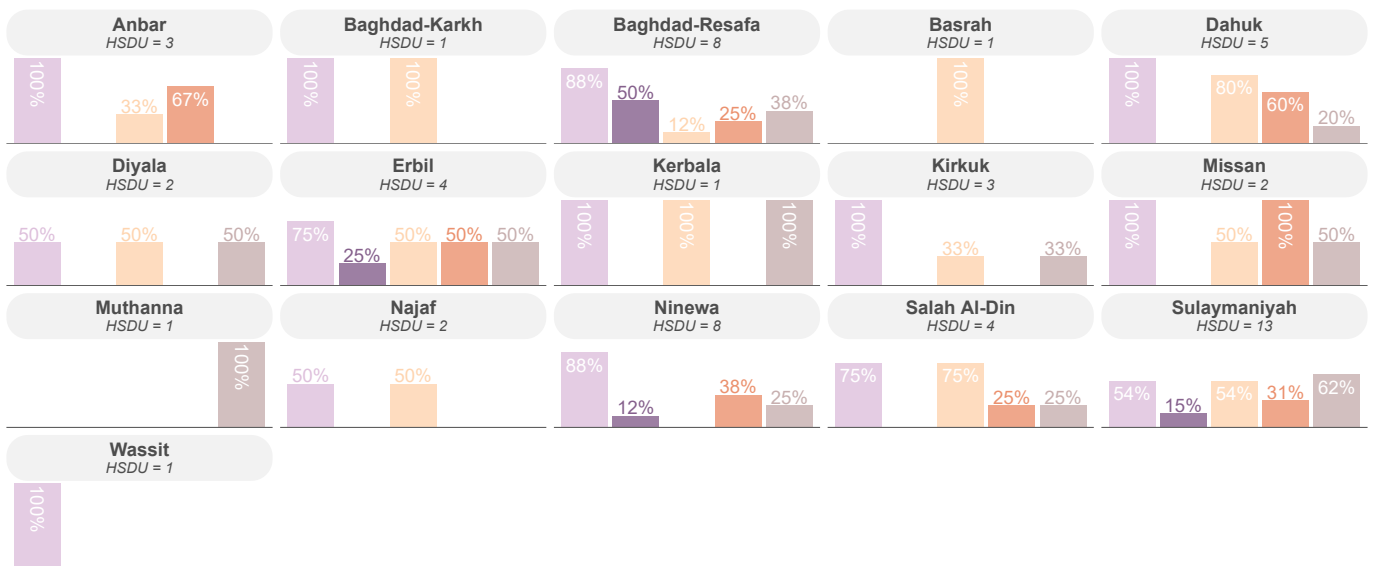
Maps



Service availability by HSDU type and by directorate of health*








Main barriers impeding service delivery by directorate of health



Availability status

- Available
- Partially available
- Not available

Barriers for partial availability or non-availability.

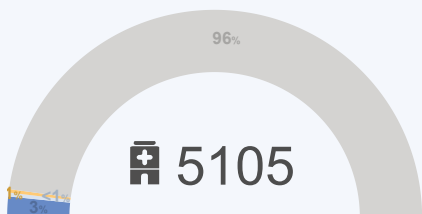
-  Lack of staff
-  Lack of supplies
-  Lack of financial resources
-  Lack of training
-  Lack of equipment

* HSDUs that do not normally provide the service are excluded from this chart.

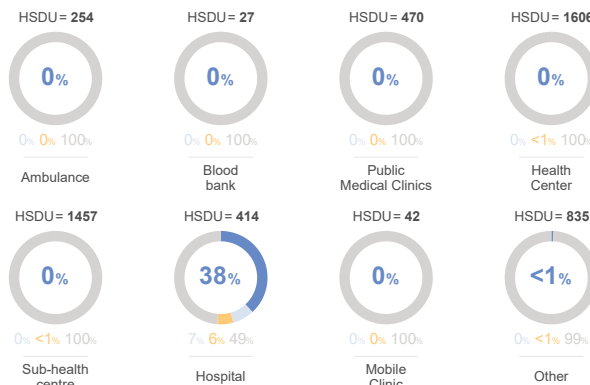


EMERGENCY AND ELECTIVE SURGERY WITH AT LEAST TWO OPERATING THEATRES

Service availability²³

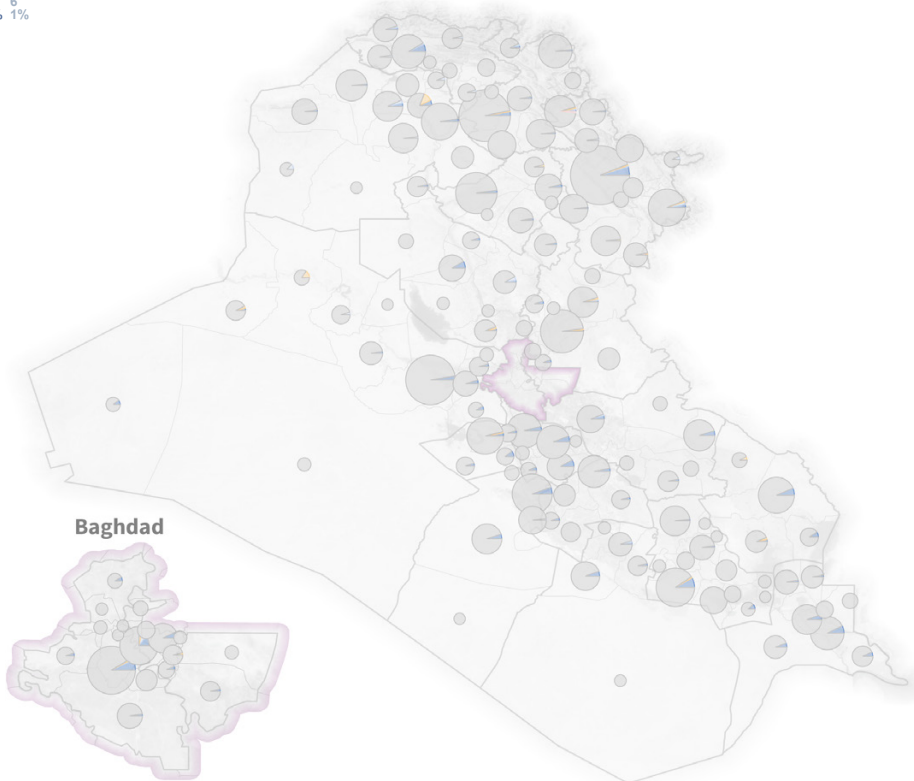


Service availability by HSDU type

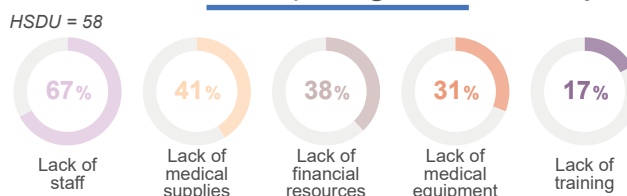


Service availability by directorate of health

Directorate of Health	Total HSDUs	Available	Partially available	Not available	Not normally provided	Not reporting
Sulaymaniyah	645	622 (96%)	12 (2%)	6 (1%)	0	0
Ninewa	448	429 (96%)	9 (2%)	5 (1%)	5 (1%)	0
Erbil	399	390 (98%)	7 (2%)	1 (<1%)	1 (<1%)	0
Anbar	329	315 (96%)	10 (3%)	1 (<1%)	3 (1%)	0
Thi-Qar	327	316 (97%)	10 (3%)	1 (<1%)	0	0
Basrah	303	289 (95%)	14 (5%)	0	0	0
Diyala	269	262 (97%)	4 (1%)	1 (<1%)	2 (1%)	0
Baghdad-Resafa	260	232 (89%)	18 (7%)	6 (2%)	4 (2%)	0
Dahuk	239	228 (95%)	6 (3%)	5 (2%)	0	0
Baghdad-Karkh	237	224 (95%)	11 (5%)	1 (<1%)	1 (<1%)	0
Salah Al-Din	236	224 (95%)	9 (4%)	2 (1%)	1 (<1%)	0
Kirkuk	223	217 (97%)	5 (2%)	1 (<1%)	0	0
Babylon	218	206 (94%)	12 (6%)	0	0	0
Najaf	214	205 (96%)	8 (4%)	1 (<1%)	0	0
Wassit	178	171 (96%)	6 (3%)	1 (1%)	0	0
Diwaniya	166	162 (98%)	4 (2%)	0	0	0
Missan	146	136 (93%)	8 (5%)	2 (1%)	0	0
Kerbala	142	135 (95%)	6 (4%)	1 (1%)	0	0
Muthanna	126	120 (95%)	5 (4%)	1 (1%)	0	0



Main barriers impeding service delivery




²³ Emergency and elective surgery with at least two operating theatres with pediatric and adult gaseous anesthetic

Availability status

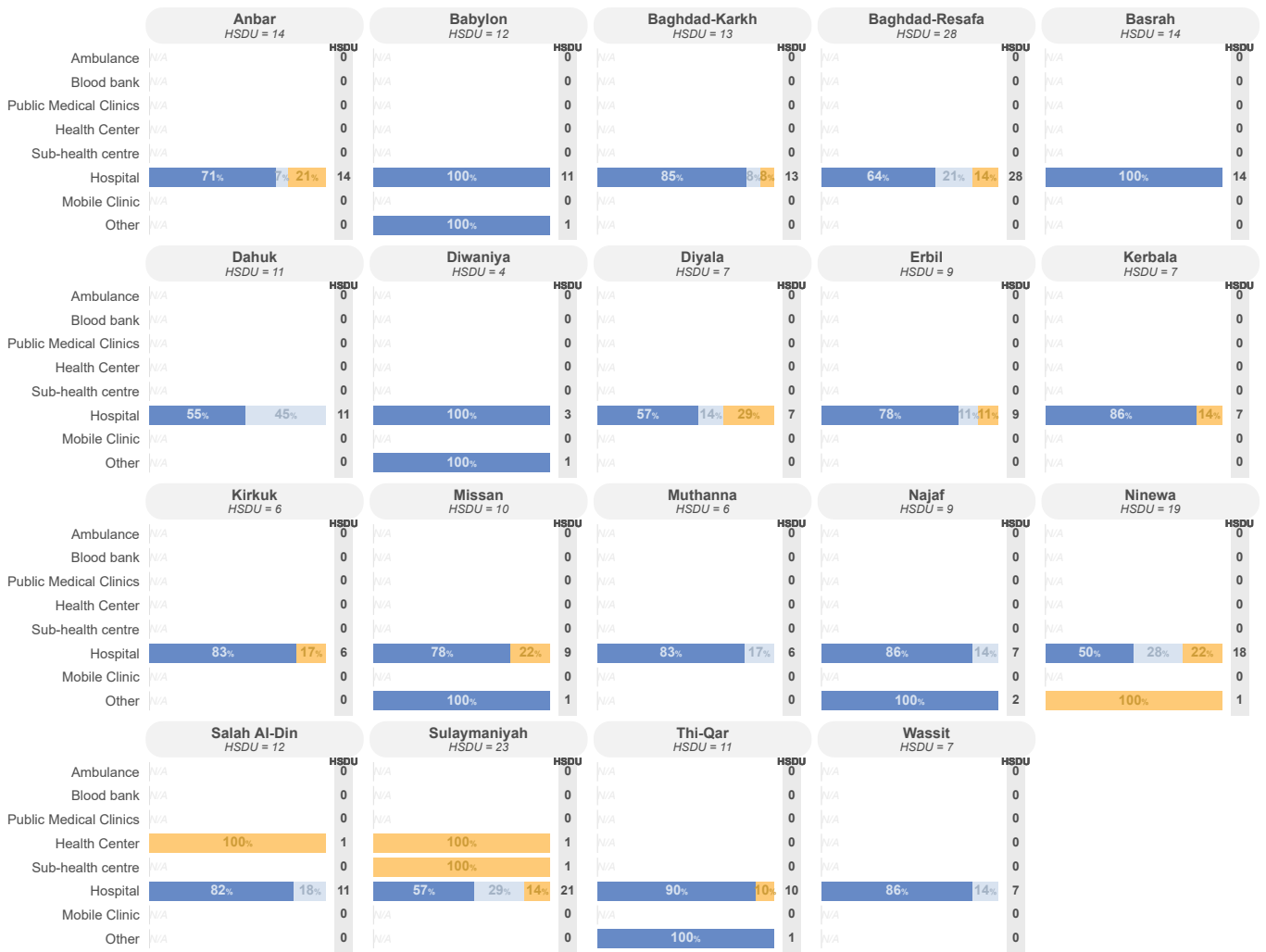
- Available
- Partially available
- Not available
- Not normally provided

Maps

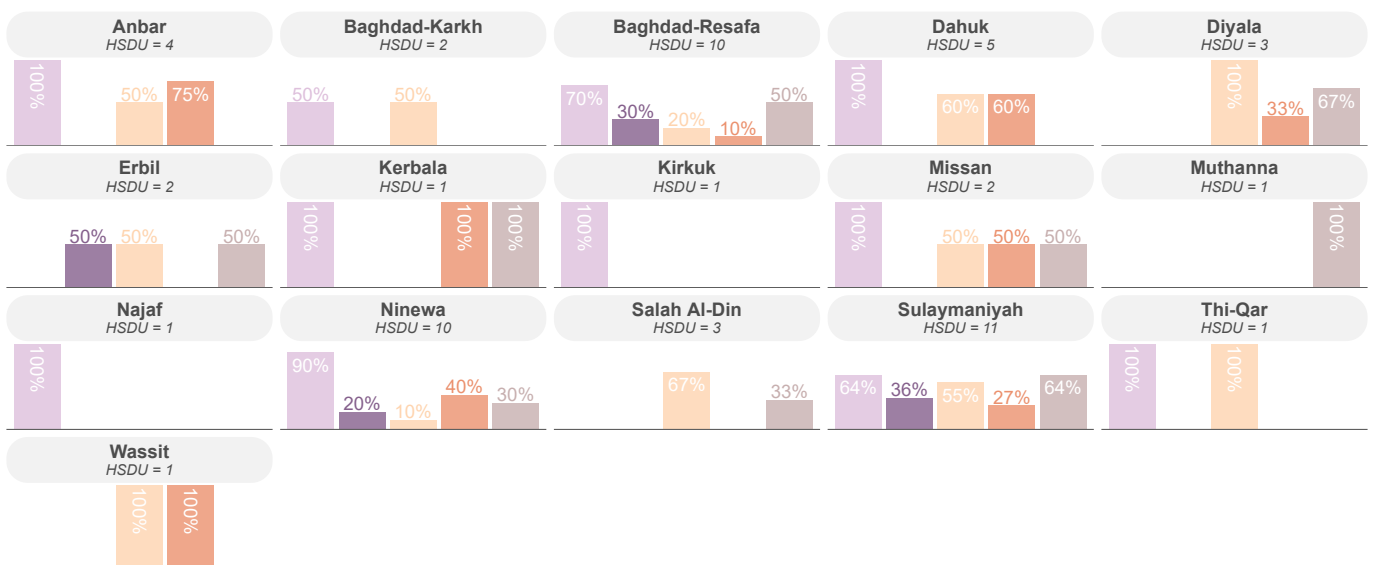


- Not operational
 - Not reporting
- Applicable only for the map

Service availability by HSDU type and by directorate of health*








Main barriers impeding service delivery by directorate of health



Availability status

- Available
- Partially available
- Not available

Barriers for partial availability or non-availability.

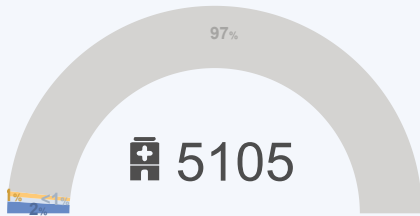
-  Lack of staff
-  Lack of supplies
-  Lack of financial resources
-  Lack of training
-  Lack of equipment

* HSDUs that do not normally provide the service are excluded from this chart.

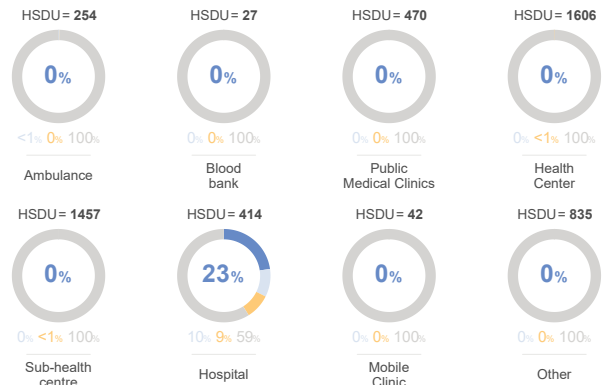


ORTHOPEDIC/TRAUMA WARD

Service availability²⁴

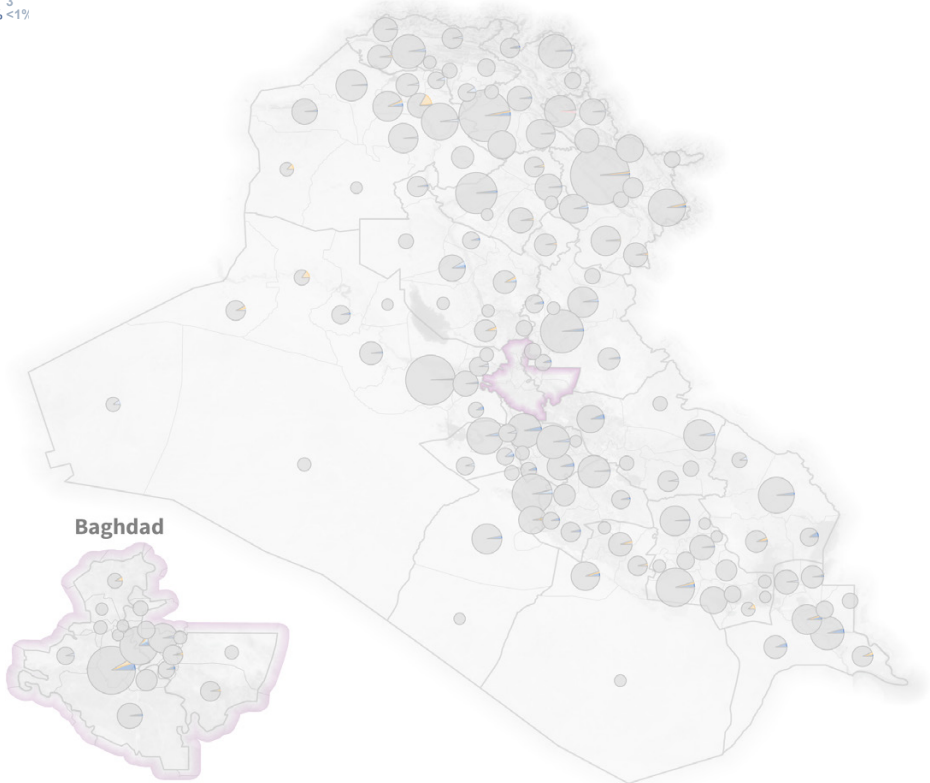


Service availability by HSDU type

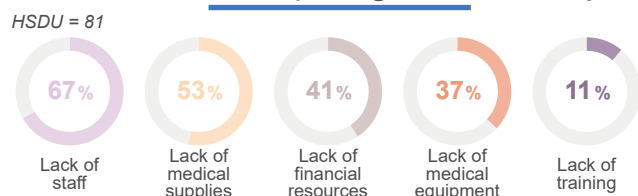


Service availability by directorate of health

Directorate of Health	Total HSDUs	Available	Partially available	Not available	Not normally provided	Not reporting
Sulaymaniyah	645	633 (98%)	5 (1%)	3 (<1%)	0	0
Ninewa	448	429 (96%)	5 (1%)	6 (1%)	8 (2%)	0
Erbil	399	391 (98%)	6 (2%)	1 (<1%)	1 (<1%)	0
Anbar	329	318 (97%)	5 (2%)	3 (1%)	3 (1%)	0
Thi-Qar	327	320 (98%)	5 (2%)	2 (1%)	0	0
Basrah	303	291 (96%)	9 (3%)	1 (<1%)	2 (1%)	0
Diyala	269	262 (97%)	6 (2%)	1 (<1%)	0	0
Baghdad-Resafa	260	243 (93%)	8 (3%)	5 (2%)	4 (2%)	0
Dahuk	239	232 (97%)	1 (<1%)	5 (2%)	1 (<1%)	0
Baghdad-Karkh	237	224 (95%)	7 (3%)	1 (<1%)	5 (2%)	0
Salah Al-Din	236	224 (95%)	5 (2%)	4 (2%)	3 (1%)	0
Kirkuk	223	218 (98%)	3 (1%)	2 (1%)	0	0
Babylon	218	210 (96%)	7 (3%)	1 (<1%)	0	0
Najaf	214	207 (97%)	4 (2%)	2 (1%)	1 (<1%)	0
Wassit	178	172 (97%)	4 (2%)	2 (1%)	0	0
Diwaniya	166	162 (98%)	4 (2%)	0	0	0
Missan	146	139 (95%)	5 (3%)	1 (1%)	1 (1%)	0
Kerbala	142	135 (95%)	3 (2%)	4 (3%)	0	0
Muthanna	126	120 (95%)	2 (2%)	1 (1%)	3 (2%)	0



Main barriers impeding service delivery




²⁴ Orthopedic/trauma ward for advanced orthopedic and surgical care, including burn patient management

Availability status


- Available
- Partially available
- Not available
- Not normally provided

- Not operational
 - Not reporting
- Applicable only for the map*

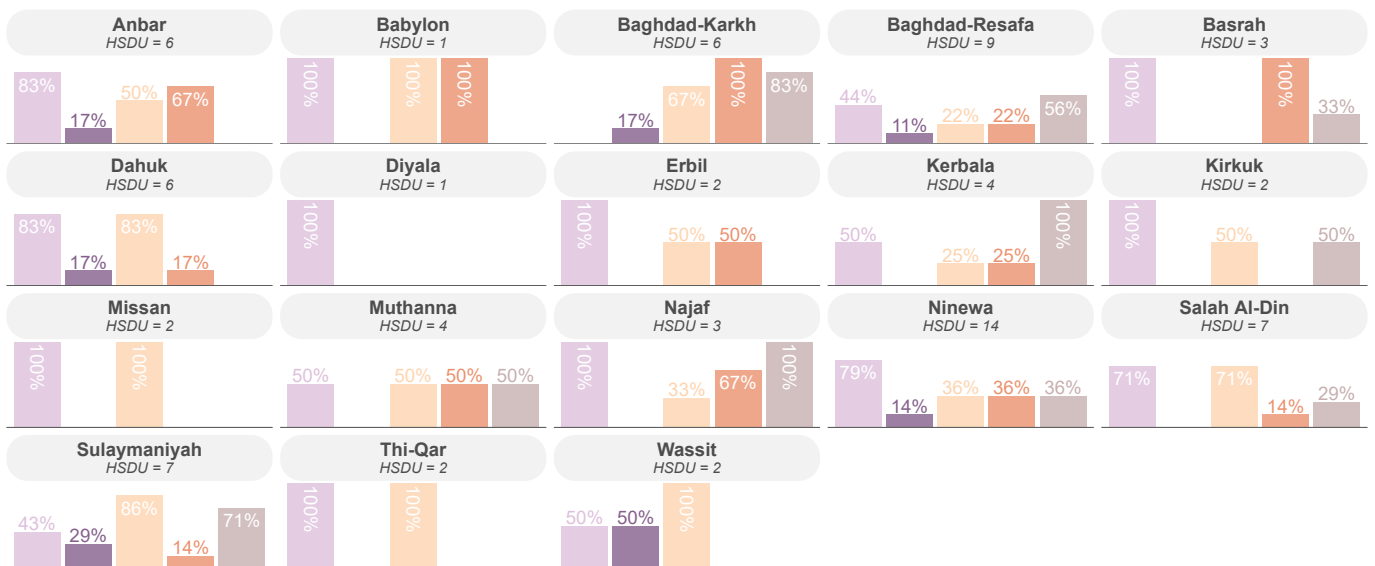
Maps



Service availability by HSDU type and by directorate of health*








Main barriers impeding service delivery by directorate of health



Availability status

- Available
- Partially available
- Not available

Barriers for partial availability or non-availability.

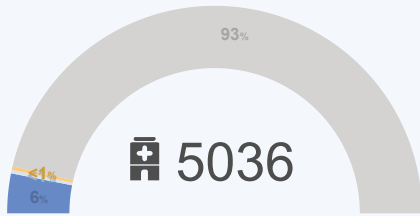
-  Lack of staff
-  Lack of supplies
-  Lack of financial resources
-  Lack of training
-  Lack of equipment

* HSDUs that do not normally provide the service are excluded from this chart.

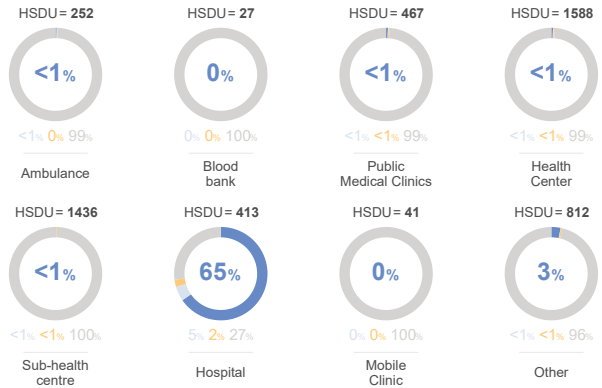


SHORT HOSPITALIZATION CAPACITY

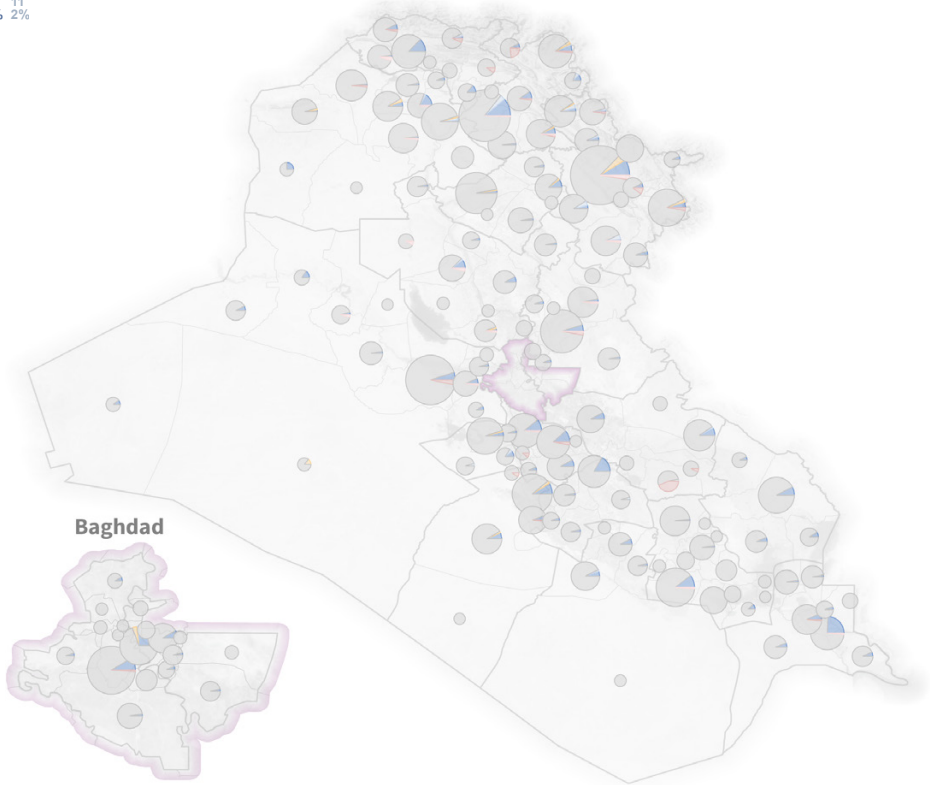
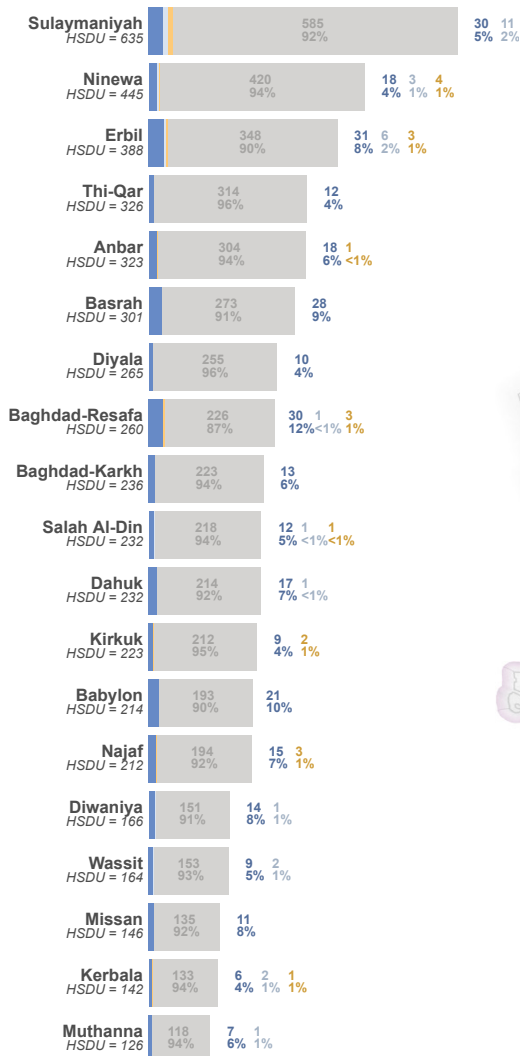
Service availability²⁵



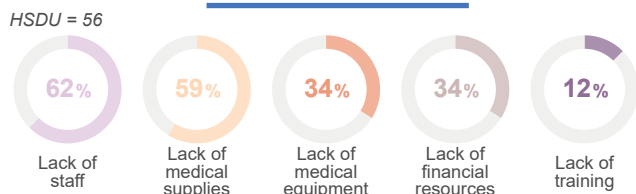
Service availability by HSDU type



Service availability by directorate of health



Main barriers impeding service delivery




²⁵ Short hospitalization capacity (maximum 48 hours)

Availability status


- Available
- Partially available
- Not available
- Not normally provided

- Not operational
 - Not reporting
- Applicable only for the map*

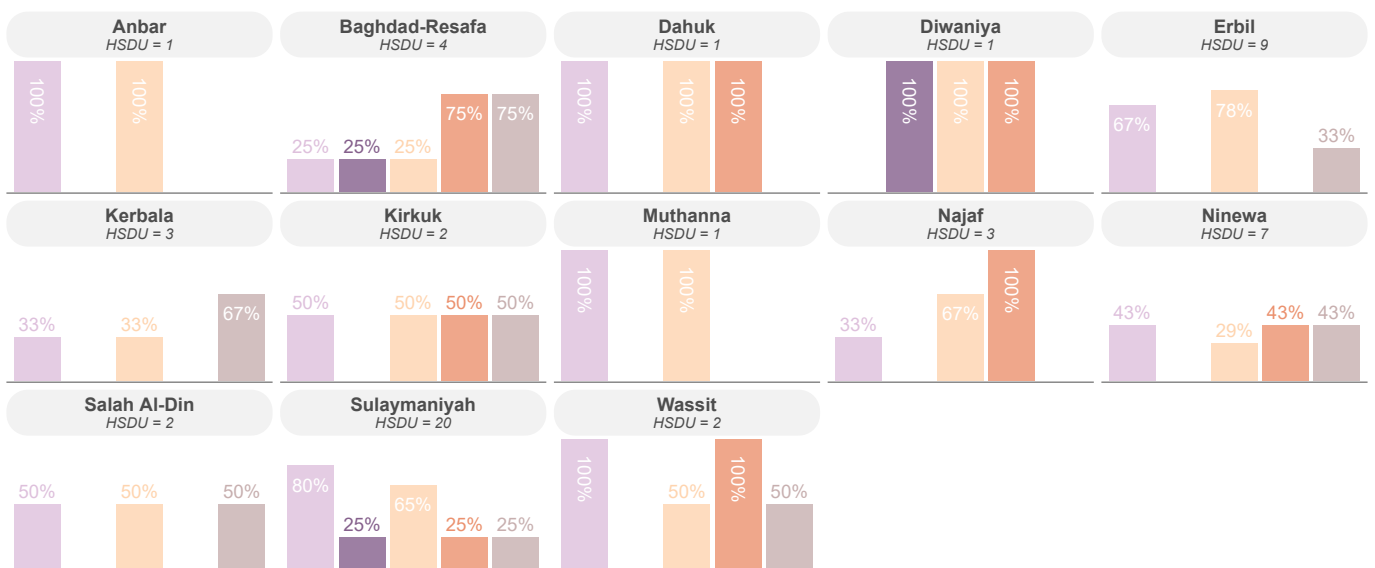
Maps



Service availability by HSDU type and by directorate of health*








Main barriers impeding service delivery by directorate of health



Availability status

- Available
- Partially available
- Not available

Barriers for partial availability or non-availability.

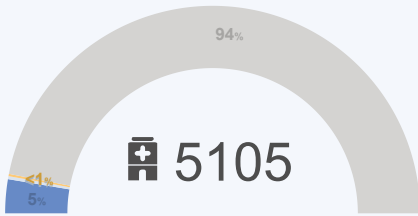
-  Lack of staff
-  Lack of supplies
-  Lack of financial resources
-  Lack of training
-  Lack of equipment

* HSDUs that do not normally provide the service are excluded from this chart.

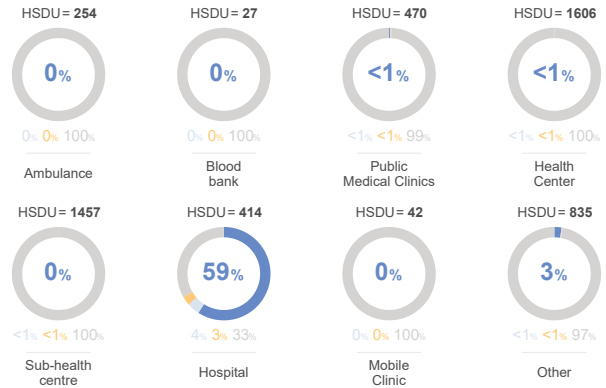


20 INPATIENT BED CAPACITY

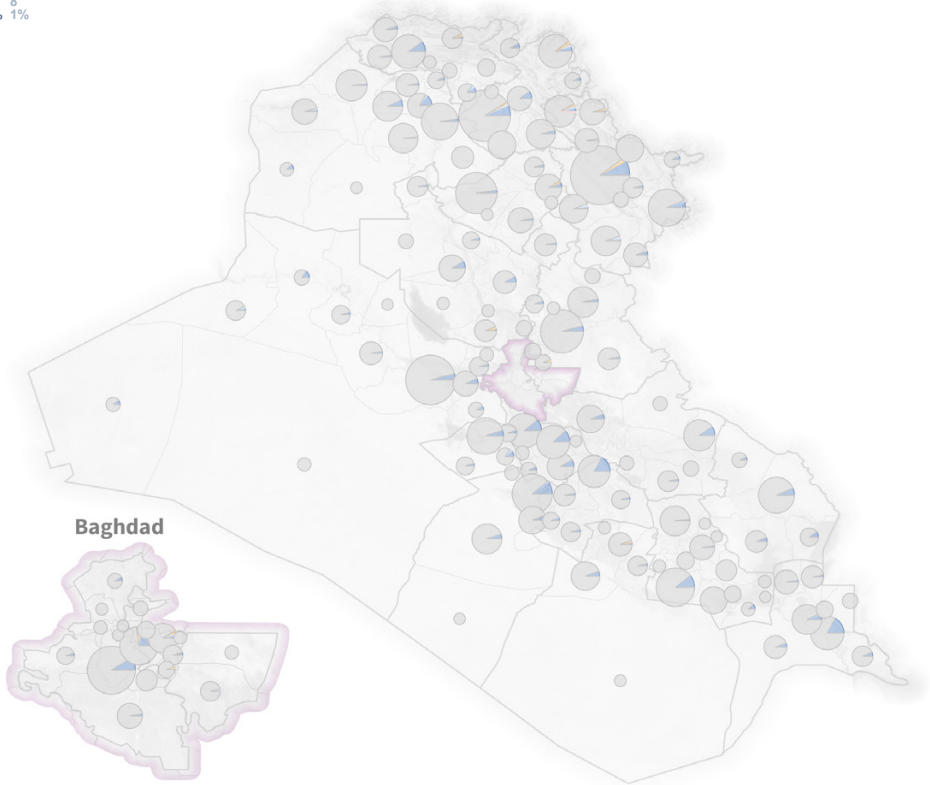
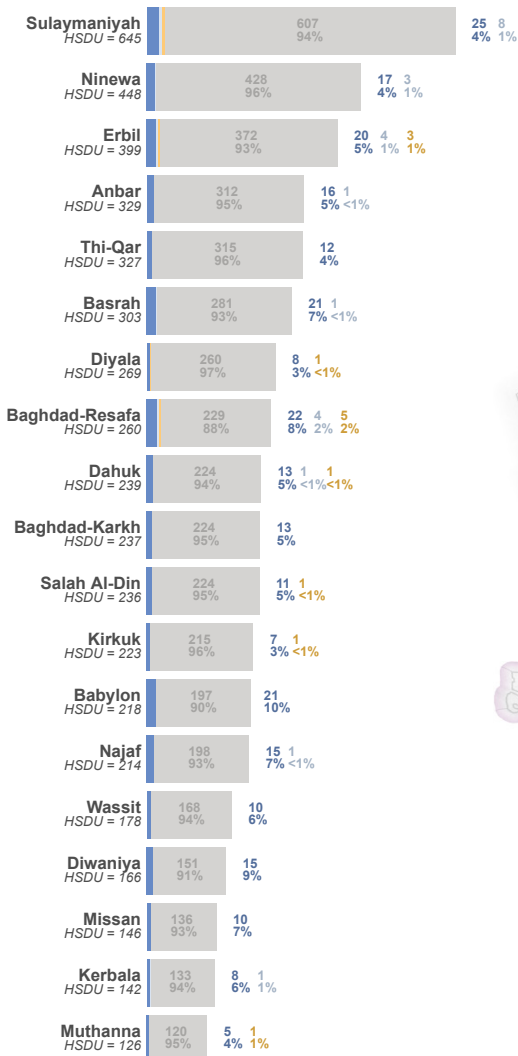
Service availability²⁶



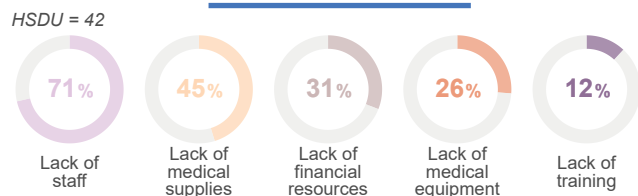
Service availability by HSDU type



Service availability by directorate of health




Main barriers impeding service delivery

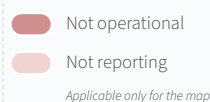



²⁶ At least 20 inpatient bed capacity with 24/7 availability of medical doctors (MD), nurses and midwives, and beds for short observation before admission, or 24/48-hour hospitalization


Availability status



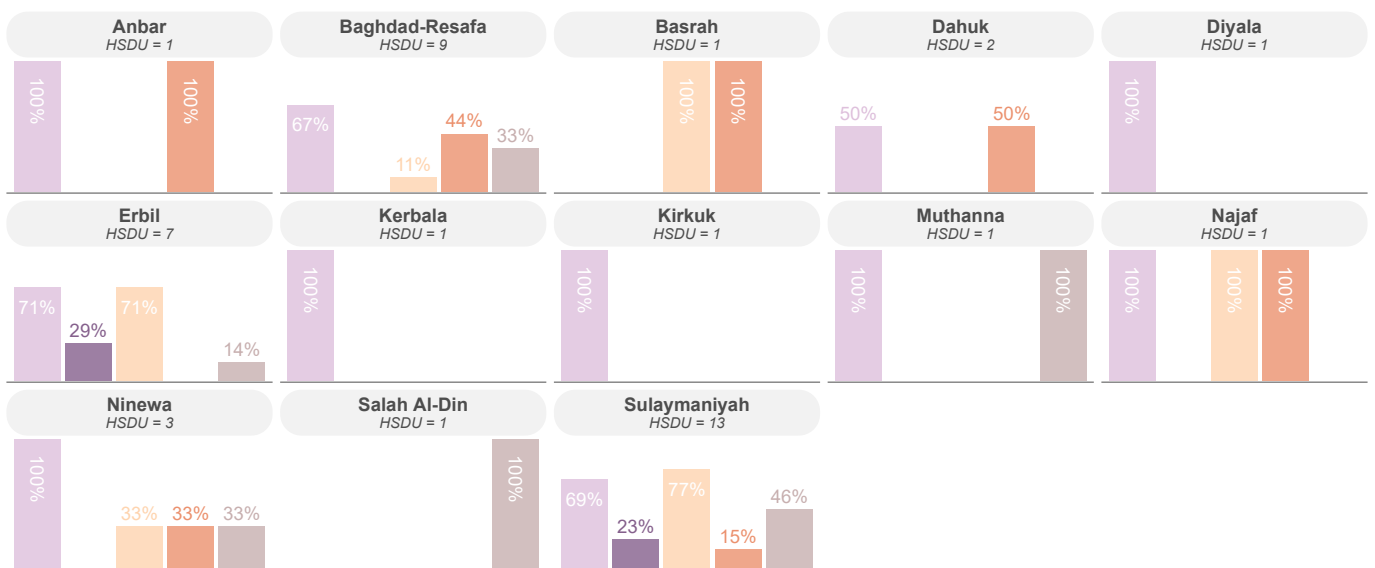
Maps



Service availability by HSDU type and by directorate of health*








Main barriers impeding service delivery by directorate of health



Availability status

- Available
- Partially available
- Not available

Barriers for partial availability or non-availability.


-  Lack of staff
-  Lack of supplies
-  Lack of financial resources
-  Lack of training
-  Lack of equipment

* HSDUs that do not normally provide the service are excluded from this chart.

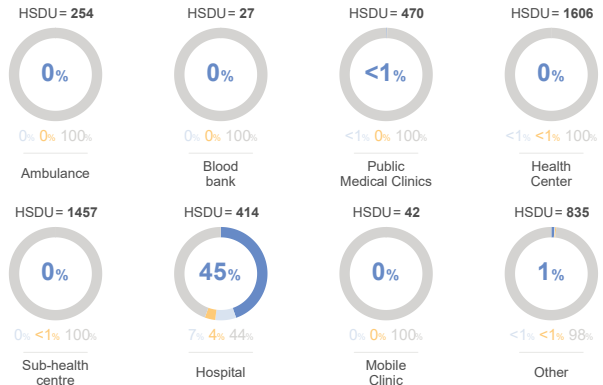


50 INPATIENT BED CAPACITY

Service availability²⁷

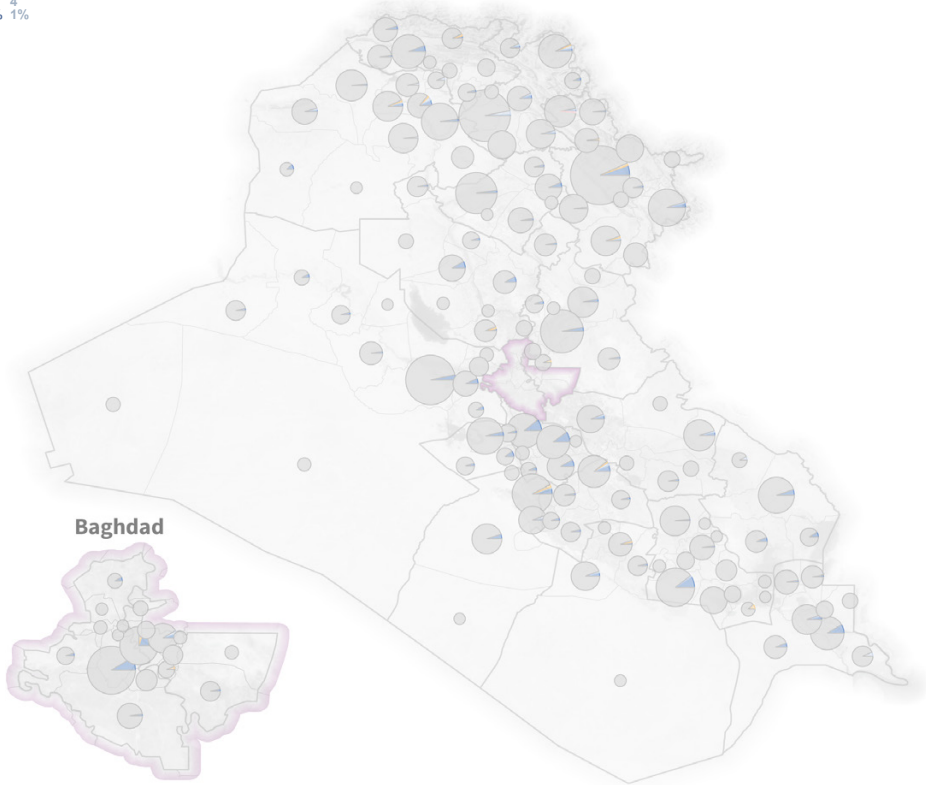


Service availability by HSDU type

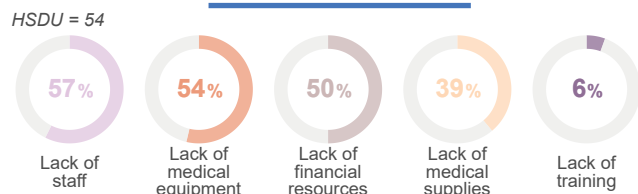


Service availability by directorate of health

Directorate	HSDU Count	Availability
Sulaymaniyah	622	96%
Ninewa	429	96%
Erbil	382	96%
Anbar	317	96%
Thi-Qar	315	96%
Basrah	288	95%
Diyala	261	97%
Baghdad-Resafa	232	89%
Dahuk	229	96%
Baghdad-Karkh	224	95%
Salah Al-Din	224	95%
Kirkuk	216	97%
Babylon	198	91%
Najaf	201	94%
Wassit	171	96%
Diwaniya	155	93%
Missan	137	94%
Kerbala	135	95%
Muthanna	120	95%



Main barriers impeding service delivery




²⁷ 50 inpatient bed capacity with pediatric and ob-gyn wards with 24/7 availability of doctors and/or specialists (general surgeon, ob-gyn, pediatrician, others)

Availability status


- Available
- Partially available
- Not available
- Not normally provided

Maps

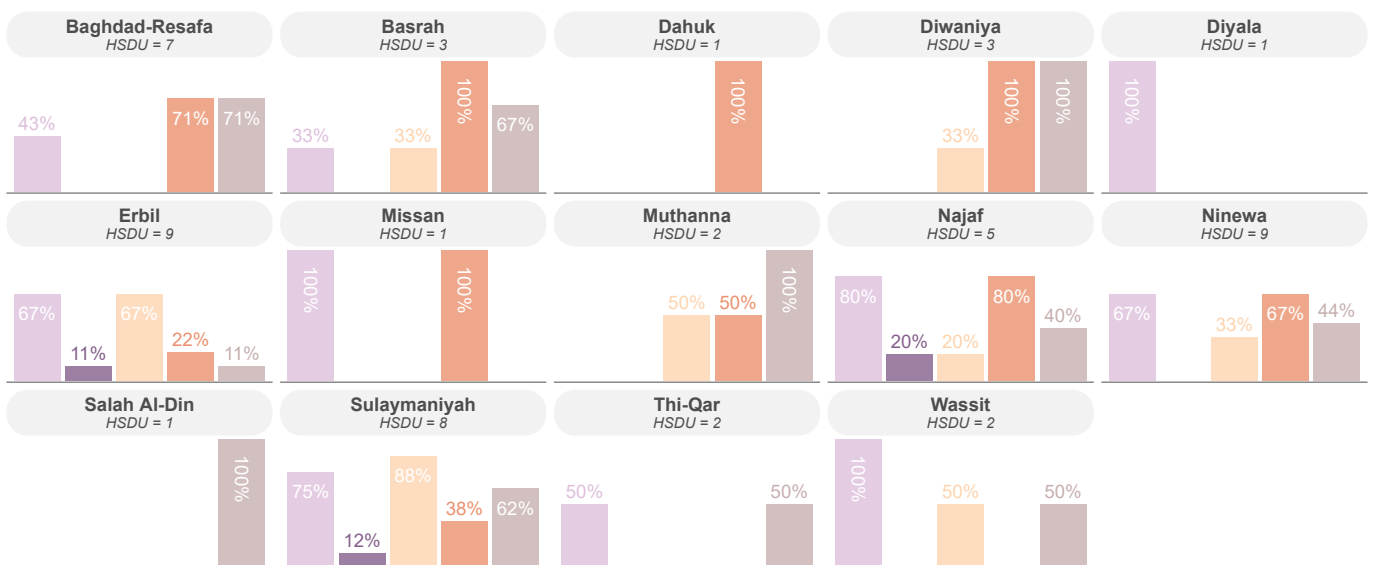


- Not operational
 - Not reporting
- Applicable only for the map*

Service availability by HSDU type and by directorate of health*








Main barriers impeding service delivery by directorate of health



Availability status

- Available
- Partially available
- Not available

Barriers for partial availability or non-availability.

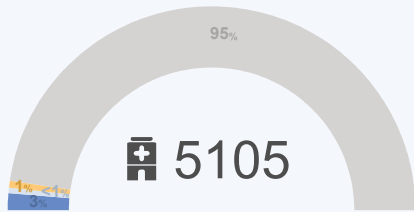
-  Lack of staff
-  Lack of training
-  Lack of supplies
-  Lack of equipment
-  Lack of financial resources

* HSDUs that do not normally provide the service are excluded from this chart.

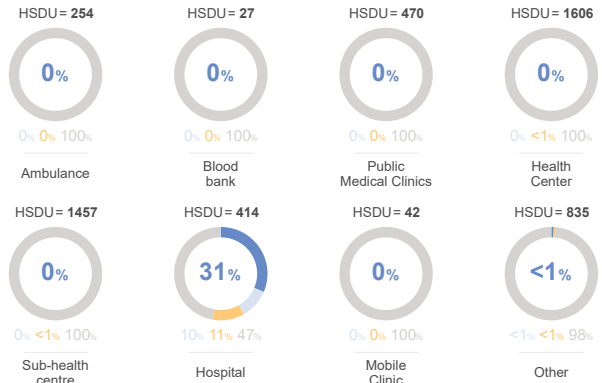


INPATIENT CRITICAL CARE

Service availability²⁸

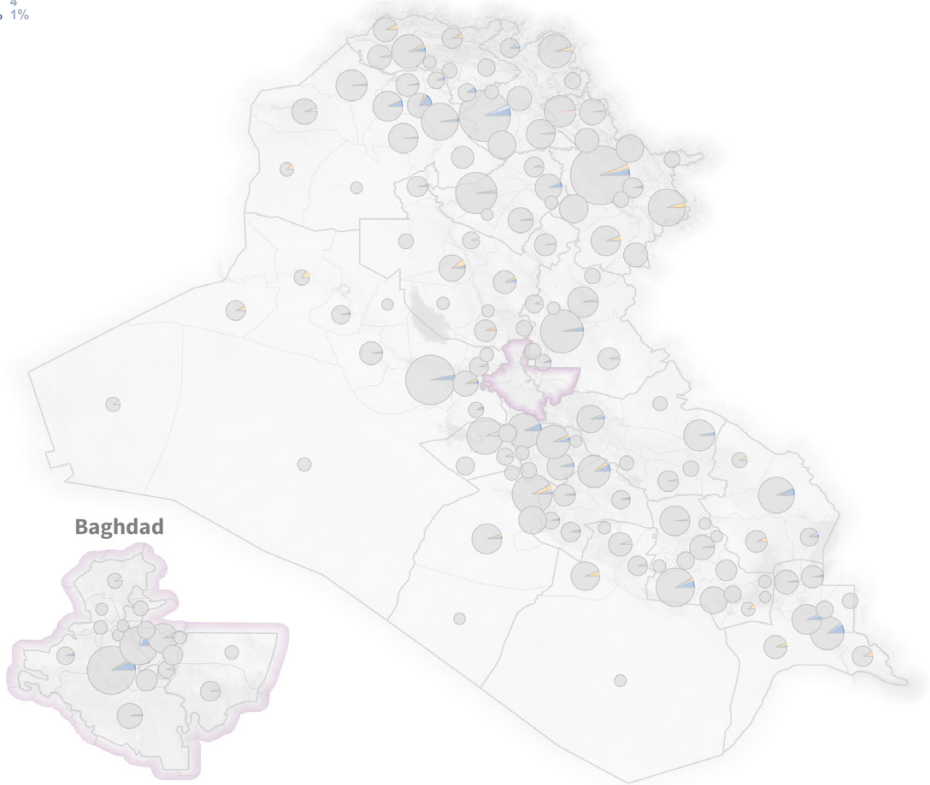


Service availability by HSDU type

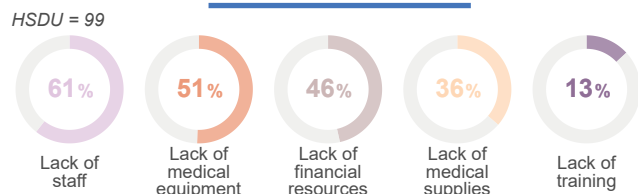


Service availability by directorate of health

Directorate of Health	Total HSDUs	Availability	Not Available	Not normally provided	Not reporting
Sulaymaniyah	645	97%	6	4	1%
Ninewa	448	95%	17	2	<1%
Erbil	399	96%	8	4	3%
Anbar	329	95%	9	2	5%
Thi-Qar	327	97%	6	1	3%
Basrah	303	94%	12	2	3%
Diyala	269	97%	5	3	1%
Baghdad-Resafa	260	91%	14	8	2%
Dahuk	239	95%	5	2	6%
Baghdad-Karkh	237	95%	11	1	<1%
Salah Al-Din	236	94%	6	2	5%
Kirkuk	223	97%	4	2	1%
Babylon	218	94%	10	1	1%
Najaf	214	95%	4	1	5%
Wassit	178	97%	4	1	1%
Diwaniya	166	93%	9	2	1%
Missan	146	93%	6	1	3%
Kerbala	142	96%	1	4	3%
Muthanna	126	95%	3	3	2%



Main barriers impeding service delivery




²⁸ Intensive care unit with at least 4 beds

Availability status

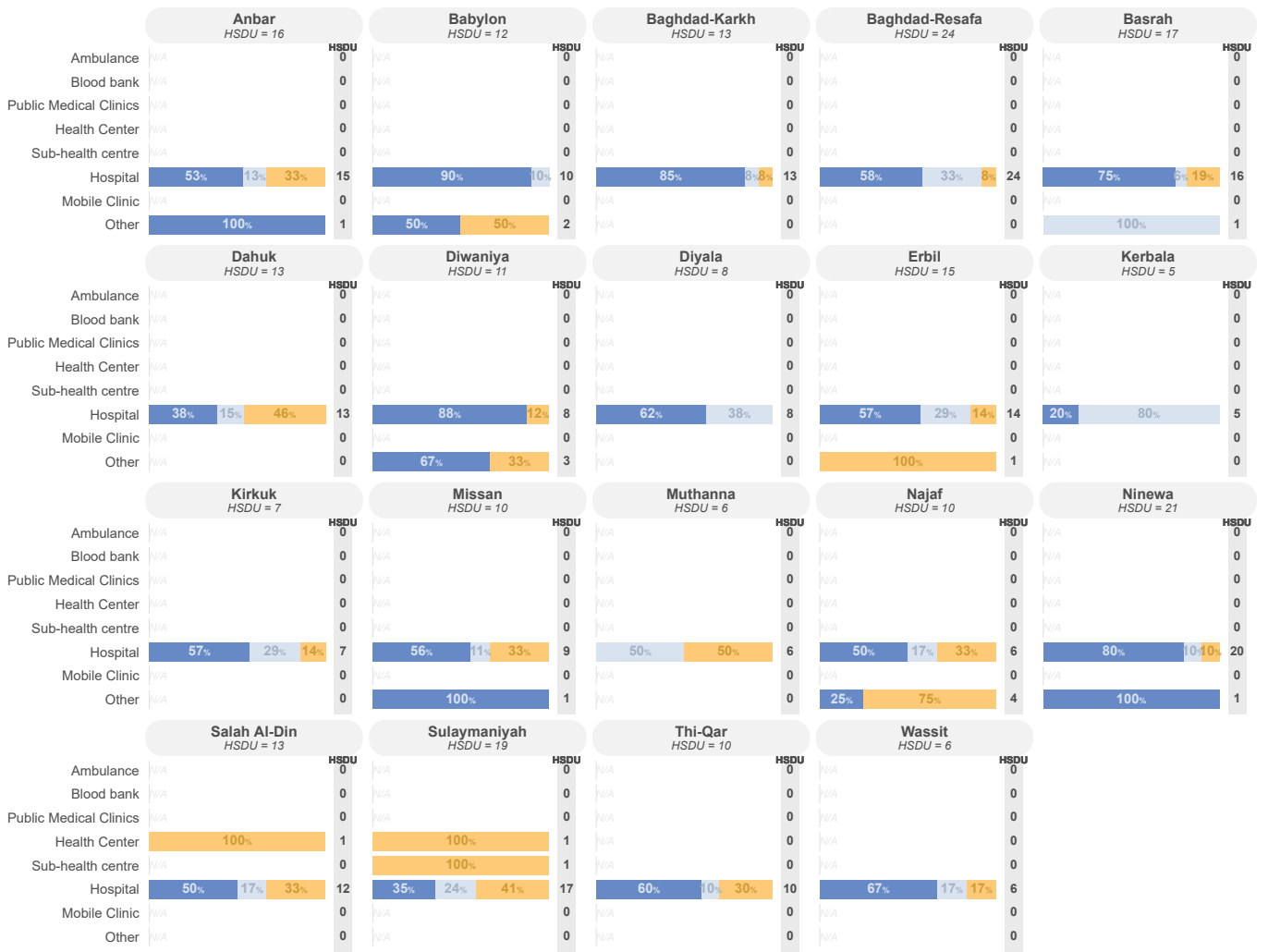
- Available
- Partially available
- Not available
- Not normally provided

- Not operational
 - Not reporting
- Applicable only for the map*

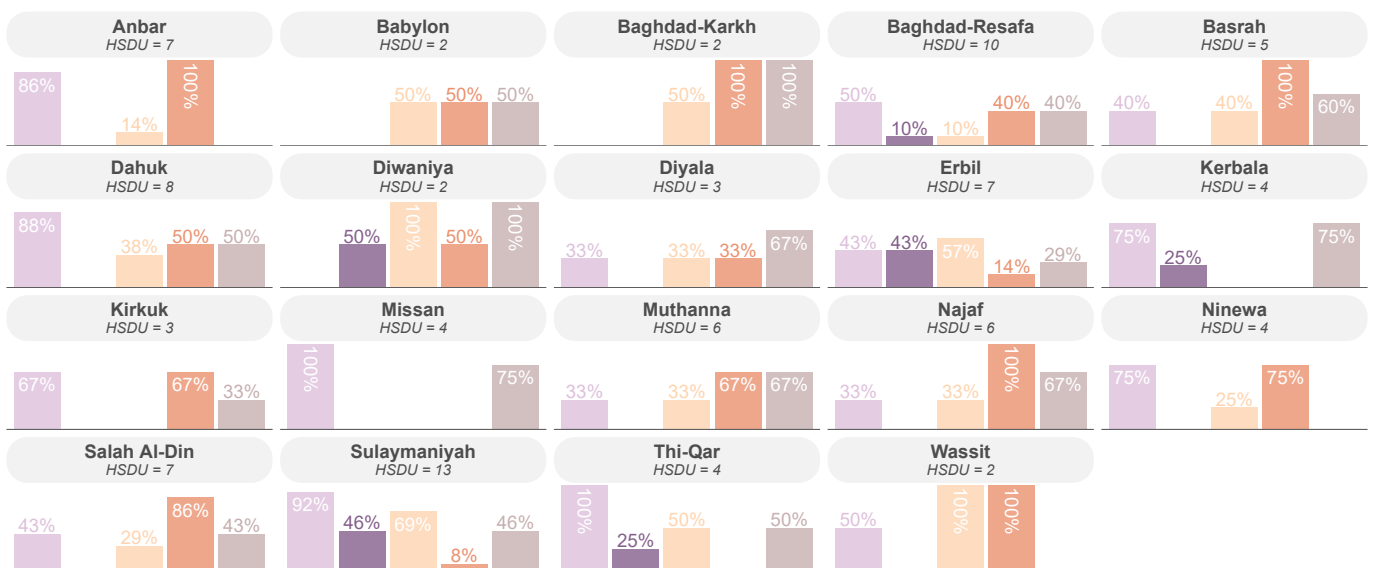
Maps



Service availability by HSDU type and by directorate of health*



Main barriers impeding service delivery by directorate of health



Availability status

- Available
- Partially available
- Not available

Barriers for partial availability or non-availability.

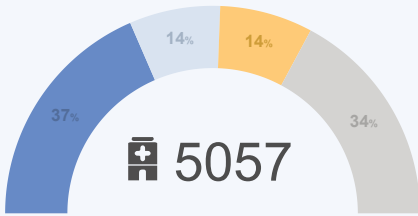
- Lack of staff
- Lack of supplies
- Lack of training
- Lack of equipment
- Lack of financial resources

* HSDUs that do not normally provide the service are excluded from this chart.

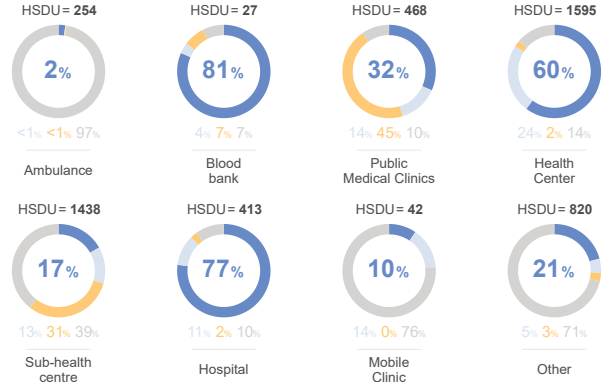


BASIC LABORATORY

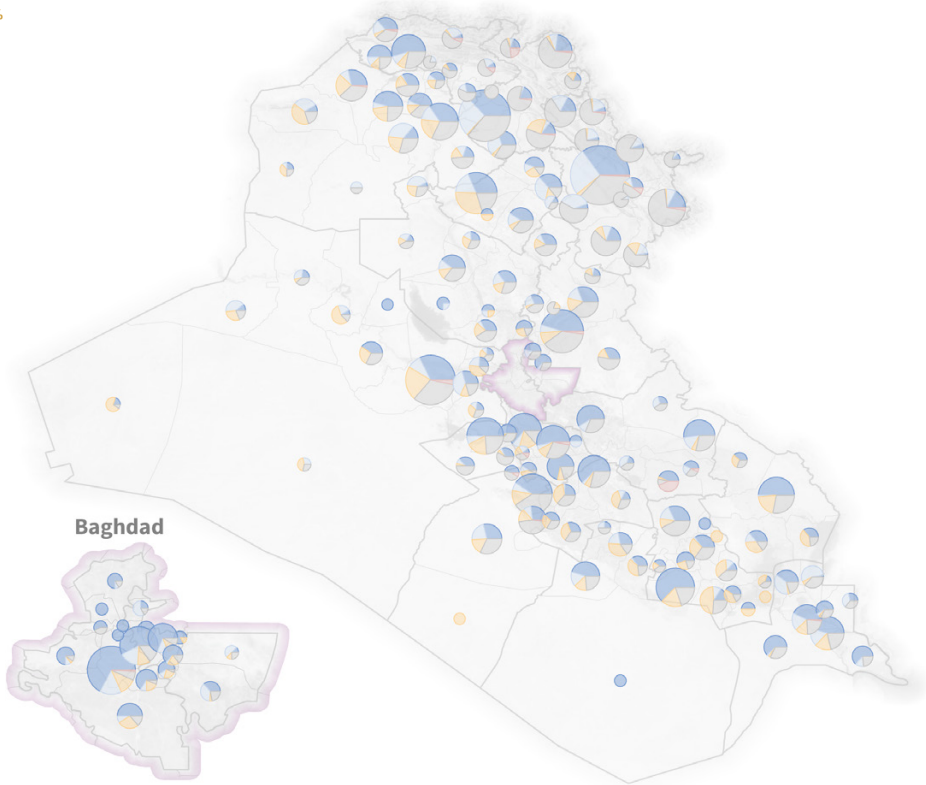
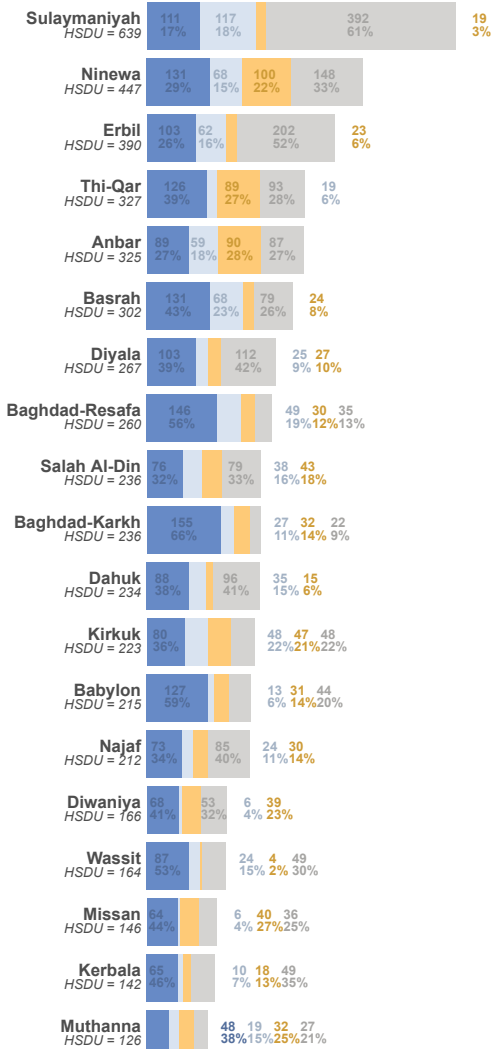
Service availability²⁹



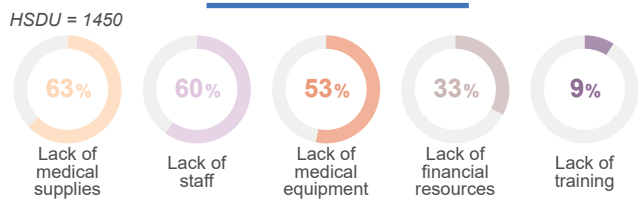
Service availability by HSDU type



Service availability by directorate of health




Main barriers impeding service delivery

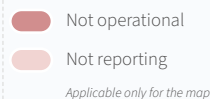



²⁹ Basic laboratory with general microscopy

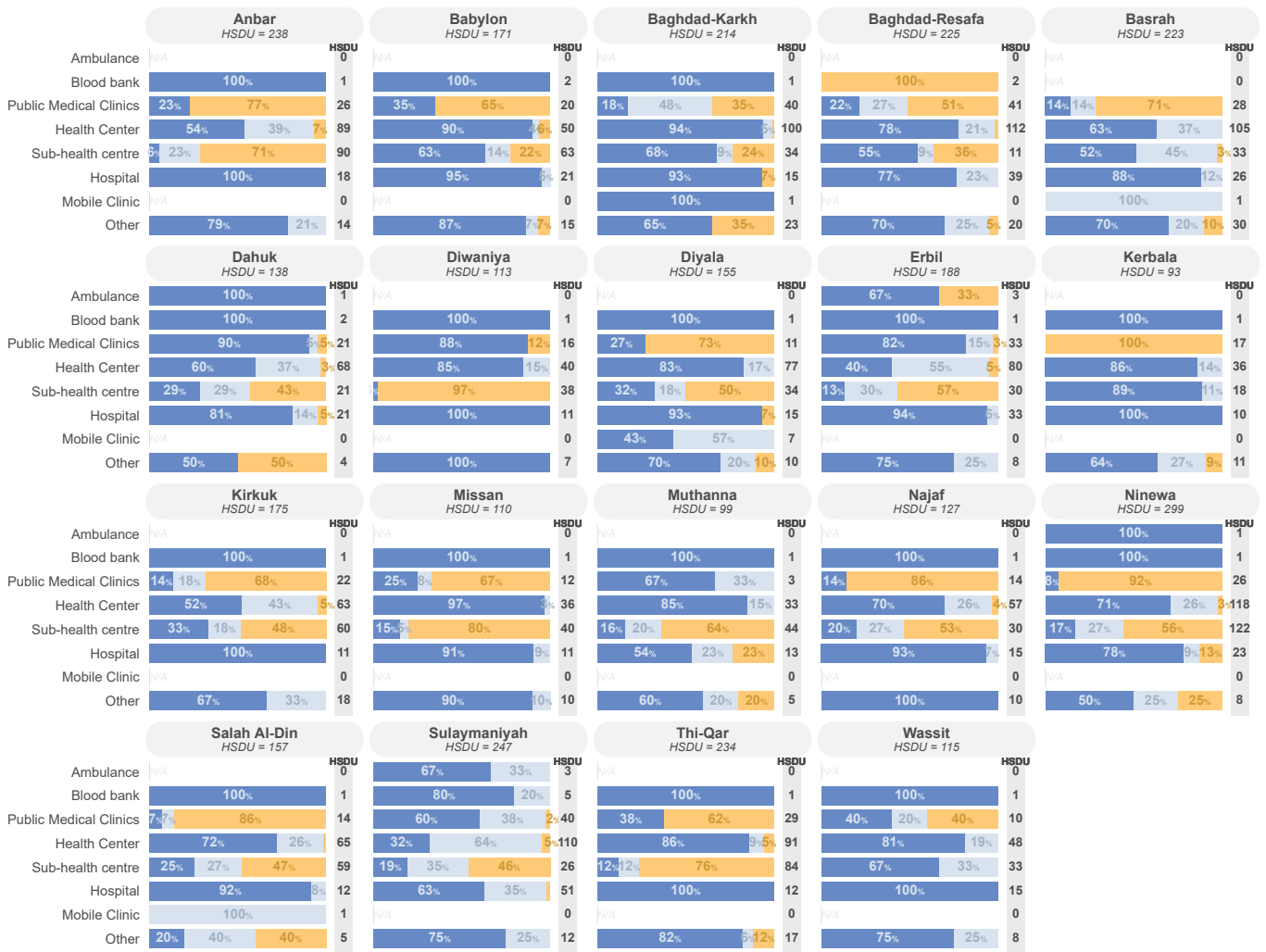
Availability status



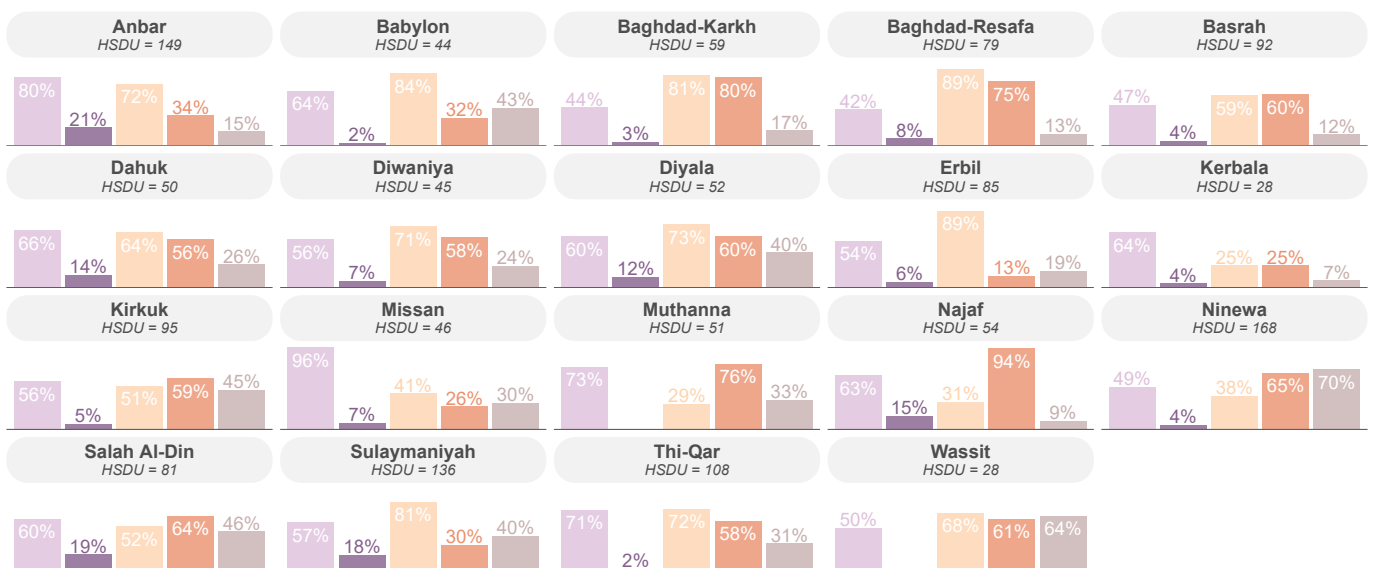
Maps



Service availability by HSDU type and by directorate of health*








Main barriers impeding service delivery by directorate of health



Availability status

- Available
- Partially available
- Not available

Barriers for partial availability or non-availability.

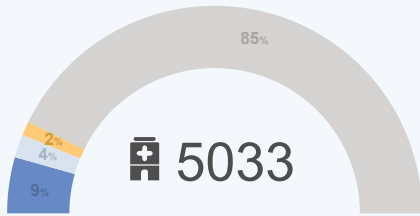
-  Lack of staff
-  Lack of supplies
-  Lack of training
-  Lack of equipment
-  Lack of financial resources

* HSDUs that do not normally provide the service are excluded from this chart.

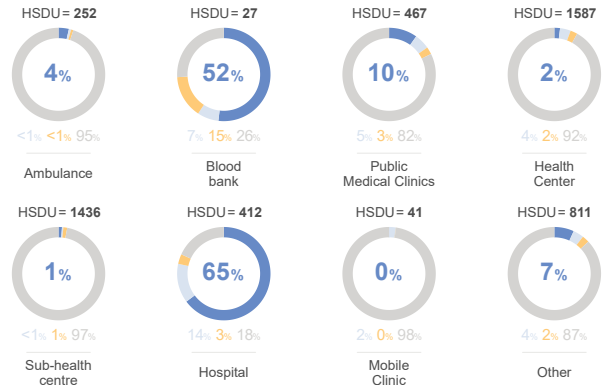


SECONDARY LEVEL LABORATORY SERVICES

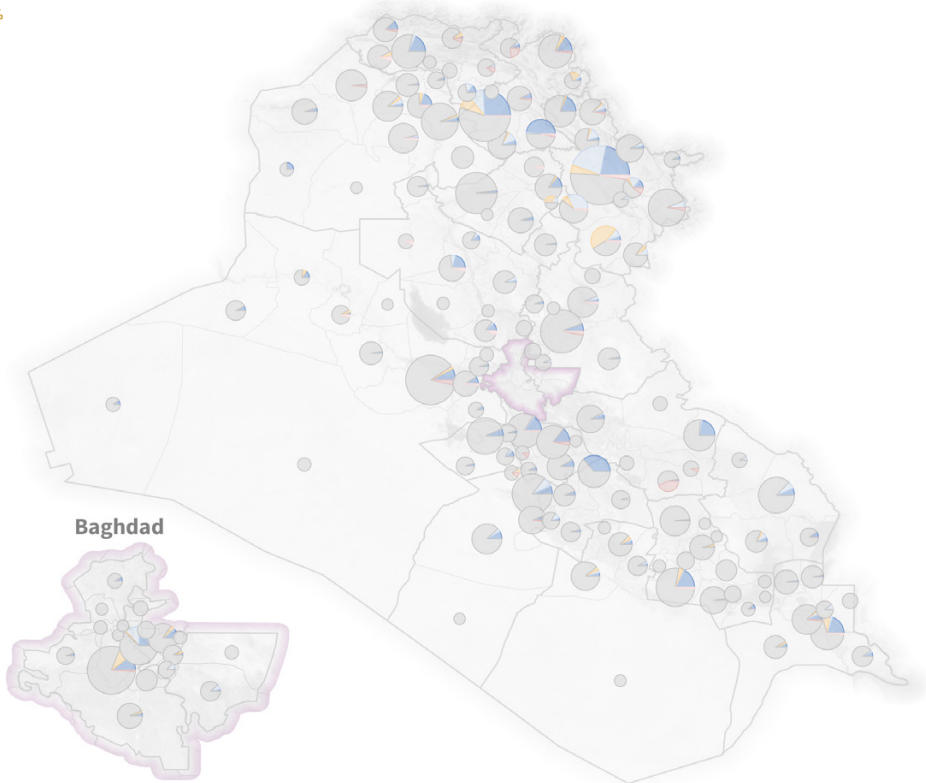
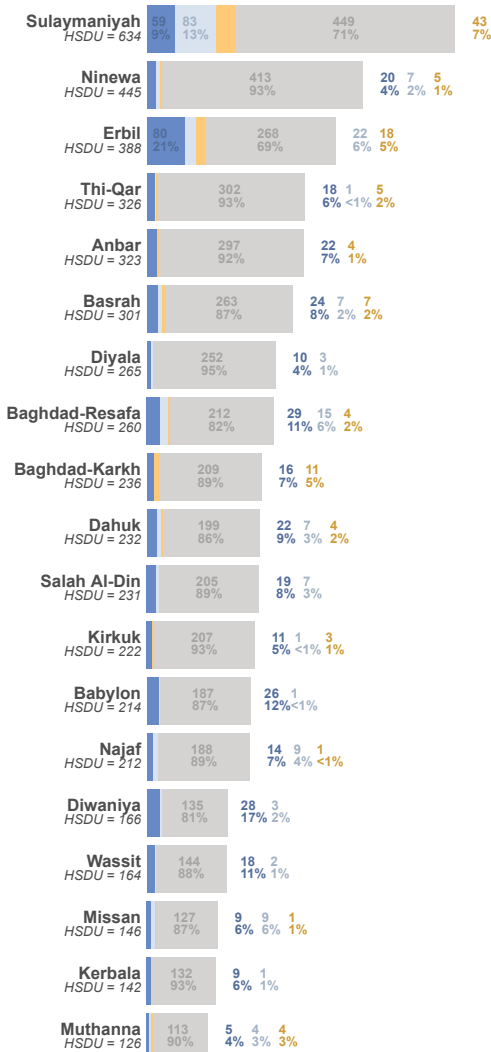
Service availability³⁰



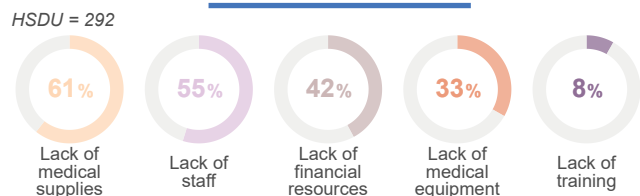
Service availability by HSDU type



Service availability by directorate of health




Main barriers impeding service delivery

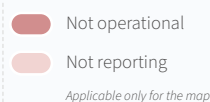



³⁰ Secondary level laboratory services

Availability status



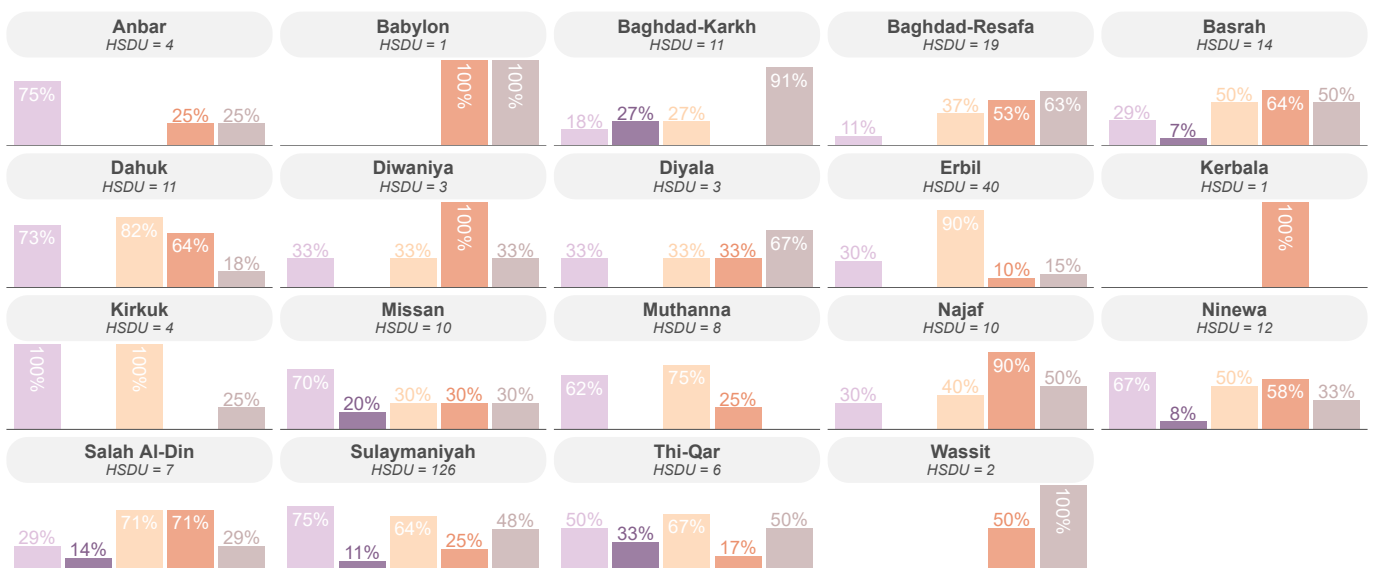
Maps



Service availability by HSDU type and by directorate of health*



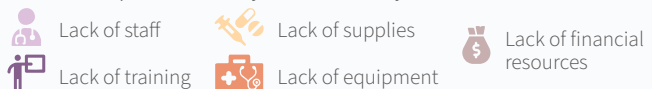
Main barriers impeding service delivery by directorate of health



Availability status



Barriers for partial availability or non-availability.

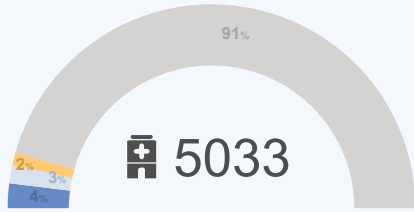


* HSDUs that do not normally provide the service are excluded from this chart.

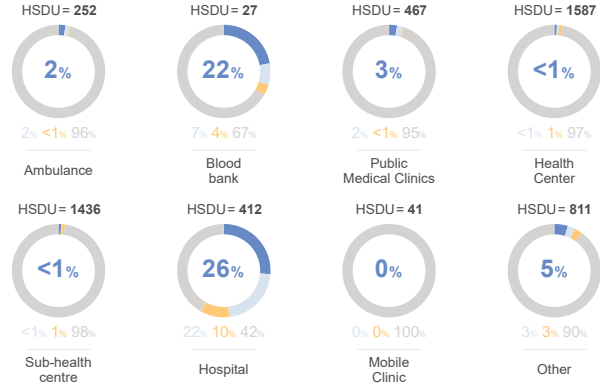


TERTIARY LEVEL LABORATORY SERVICES

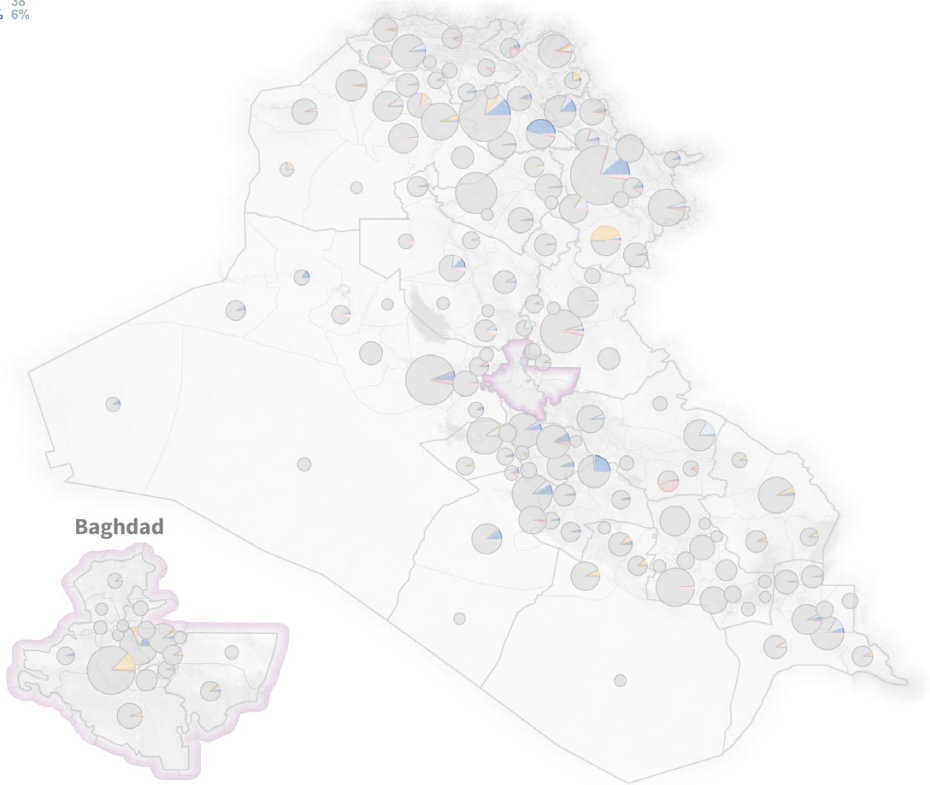
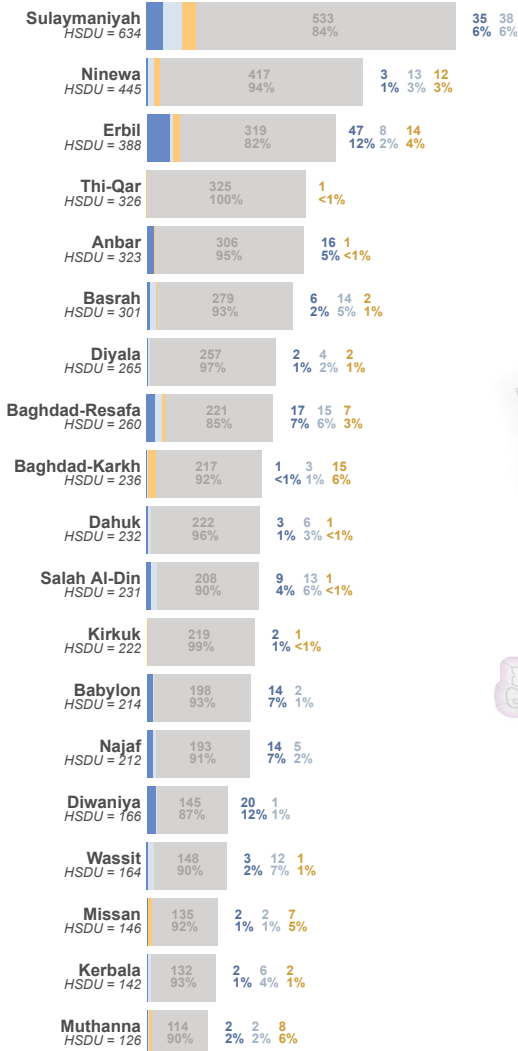
Service availability³¹



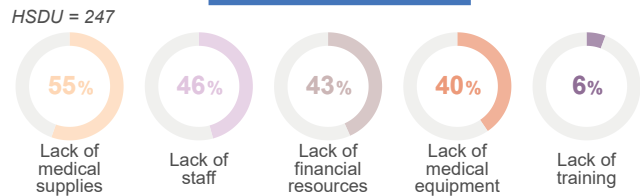
Service availability by HSDU type



Service availability by directorate of health




Main barriers impeding service delivery




³¹ Tertiary level laboratory services include electrolyte and blood gas concentrations. Public health laboratory capabilities are an example : DNA examinations, PCR, ferritin and iron examination, or hemoglobin electrophoresis.

Availability status

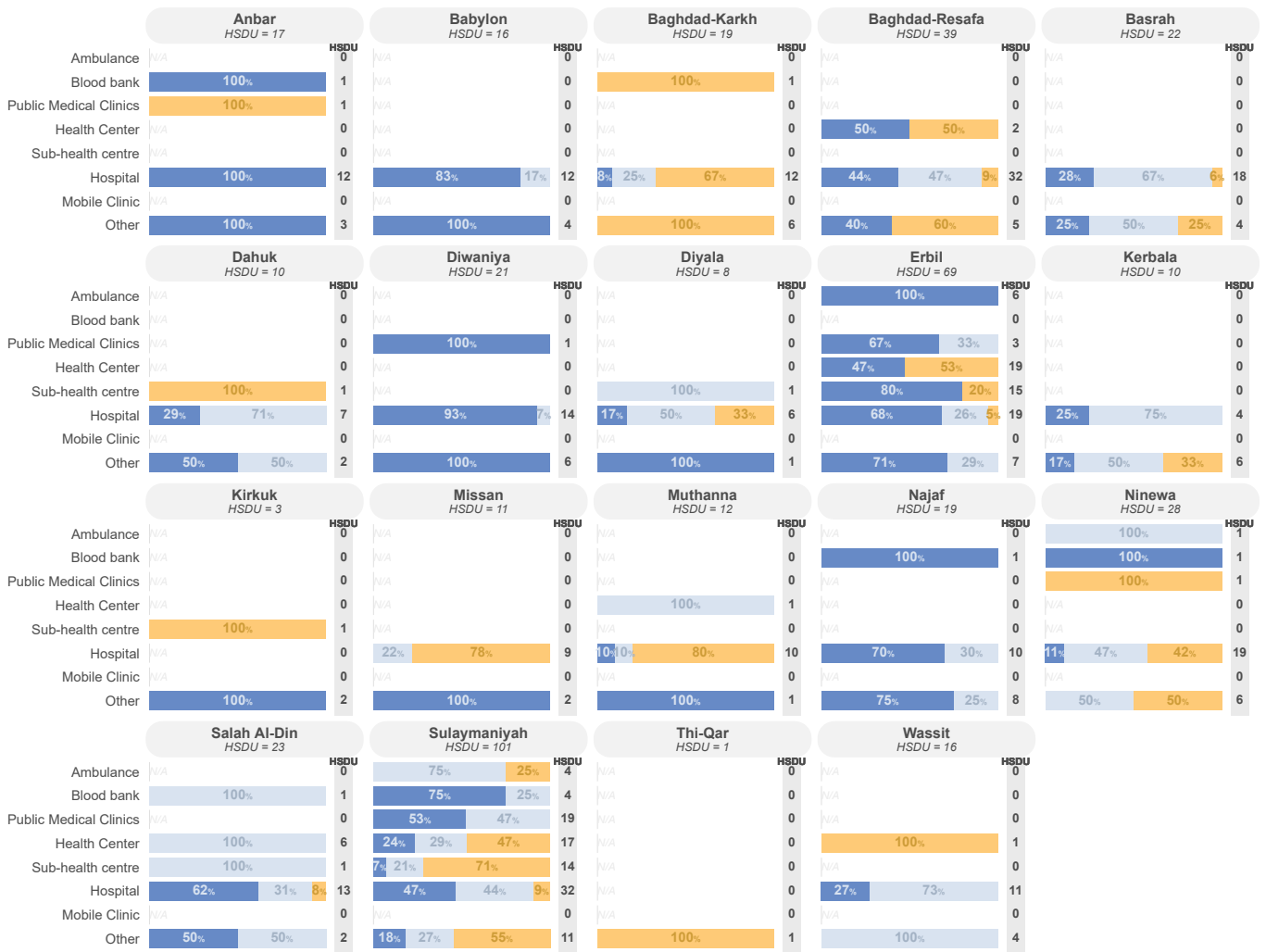


Maps

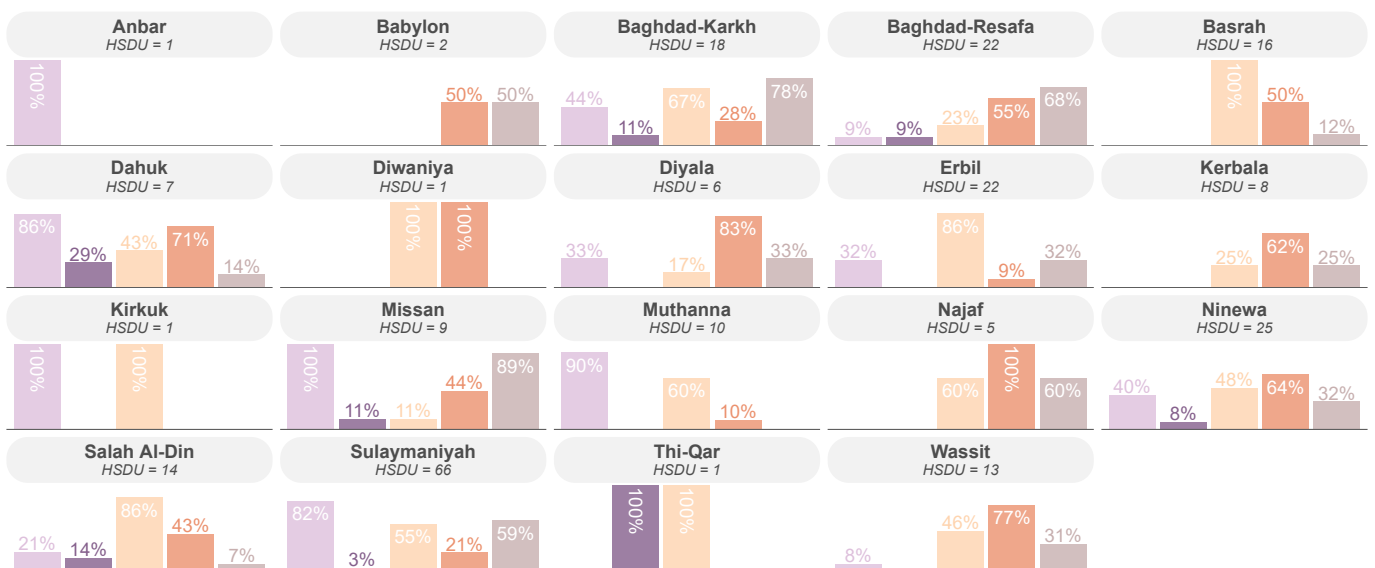


Applicable only for the map

Service availability by HSDU type and by directorate of health*








Main barriers impeding service delivery by directorate of health



Availability status

- Available
- Partially available
- Not available

Barriers for partial availability or non-availability.

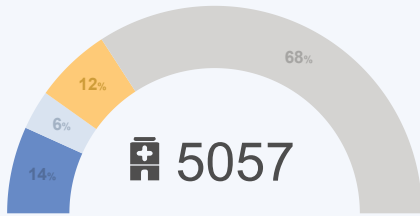
-  Lack of staff
-  Lack of training
-  Lack of supplies
-  Lack of equipment
-  Lack of financial resources

* HSDUs that do not normally provide the service are excluded from this chart.

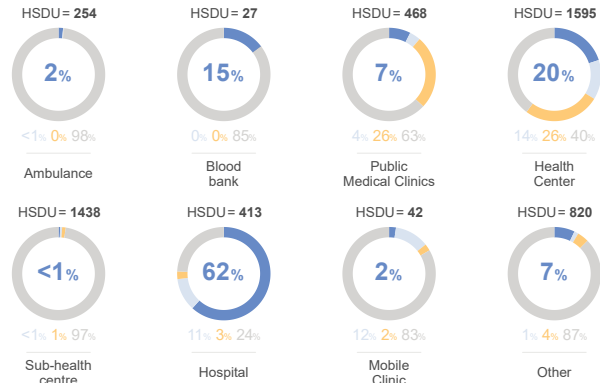


BASIC RADIOLOGY SERVICES

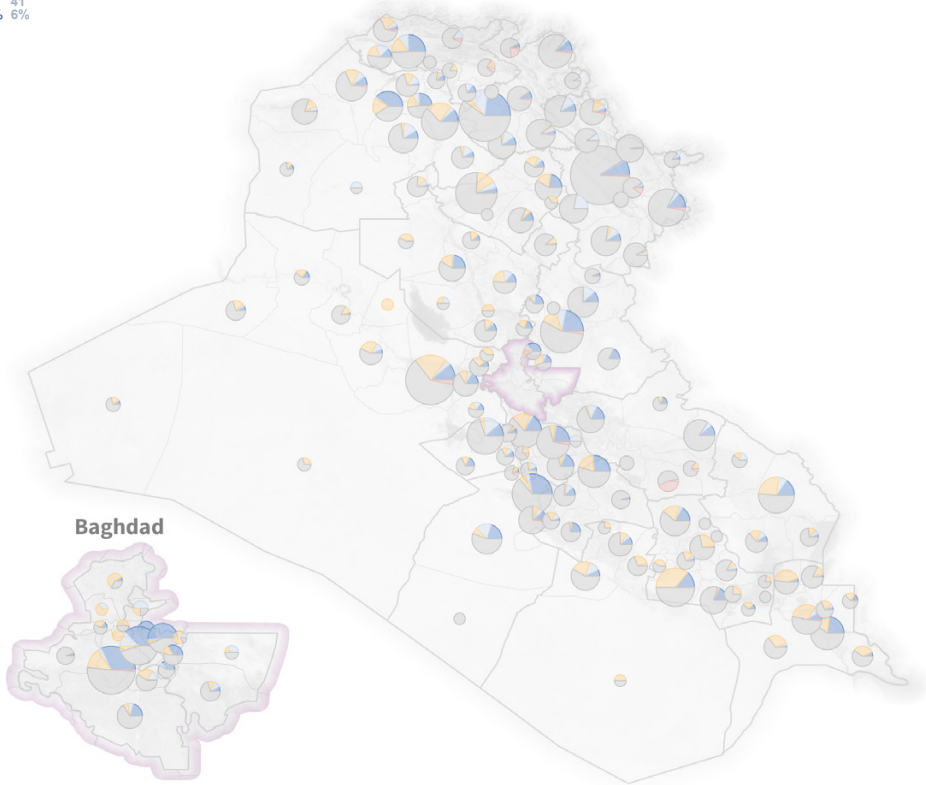
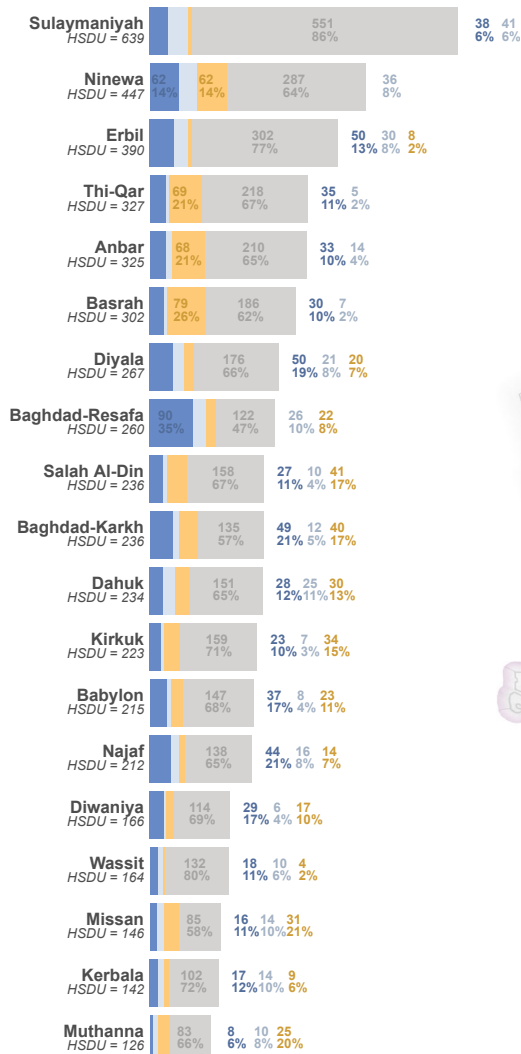
Service availability³²



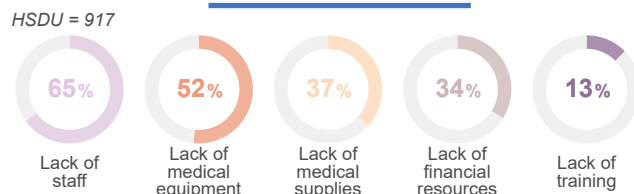
Service availability by HSDU type



Service availability by directorate of health



Main barriers impeding service delivery

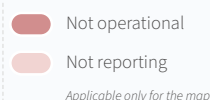



³² Basic radiology services includes ultrasound.

Availability status

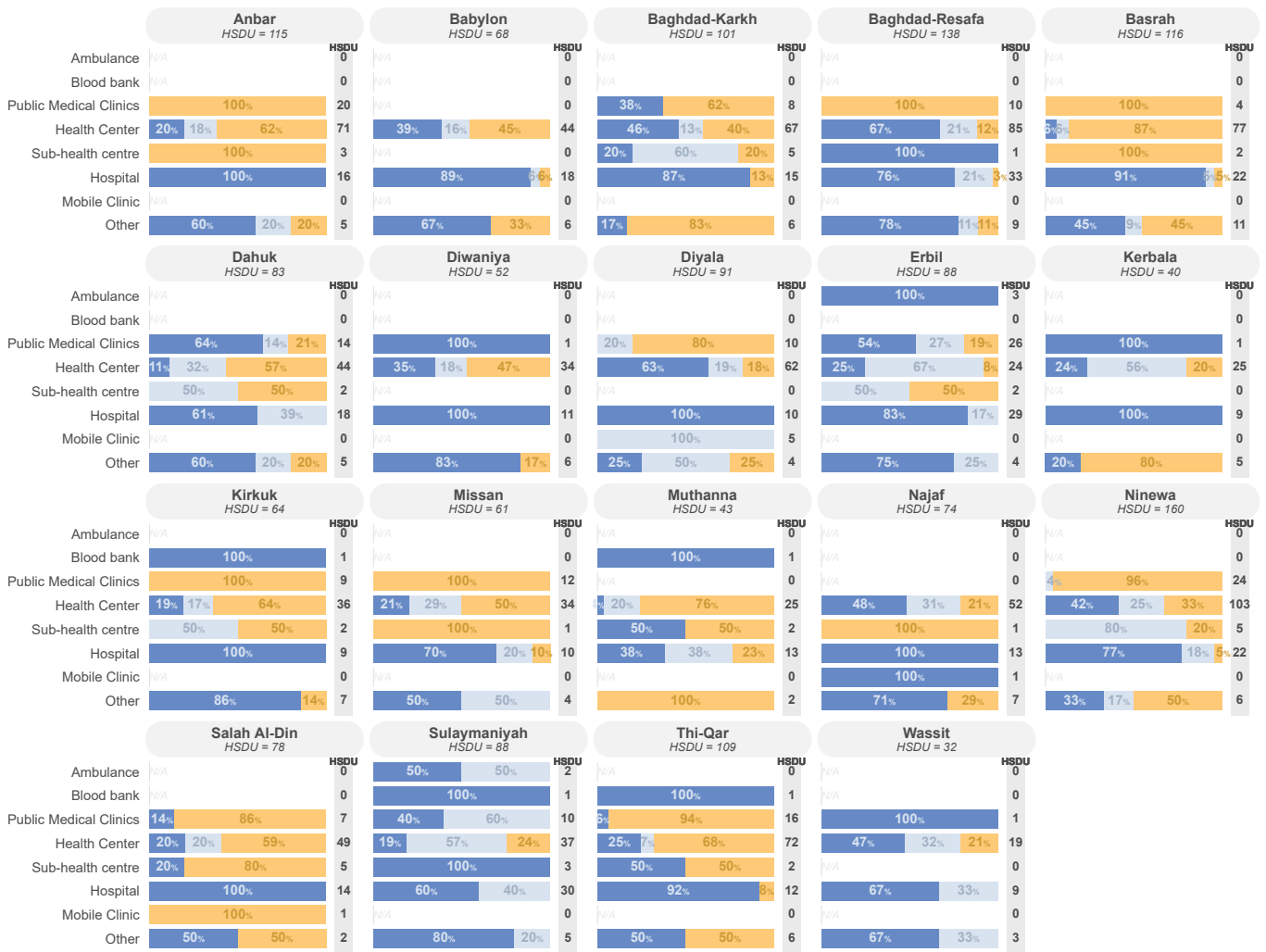


Maps

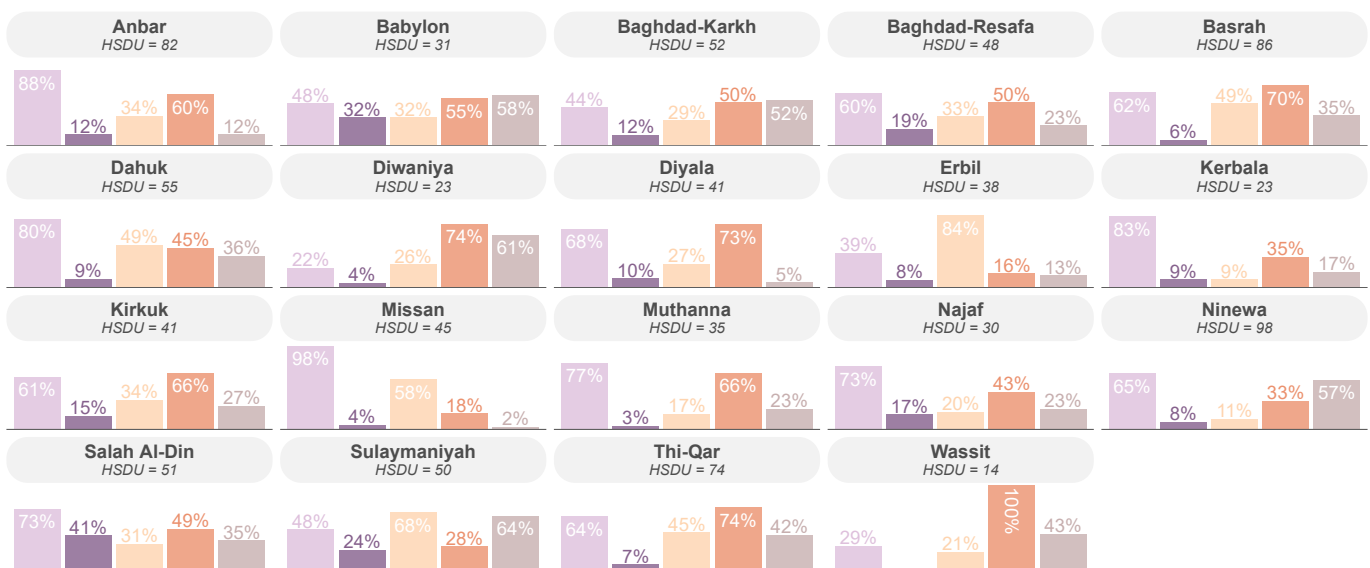


Applicable only for the map

Service availability by HSDU type and by directorate of health*








Main barriers impeding service delivery by directorate of health



Availability status

- Available
- Partially available
- Not available

Barriers for partial availability or non-availability.

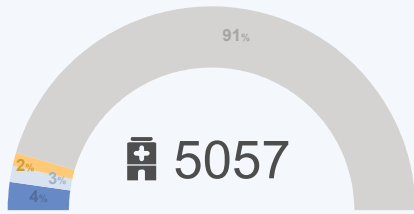
-  Lack of staff
-  Lack of supplies
-  Lack of training
-  Lack of equipment
-  Lack of financial resources

* HSDUs that do not normally provide the service are excluded from this chart.

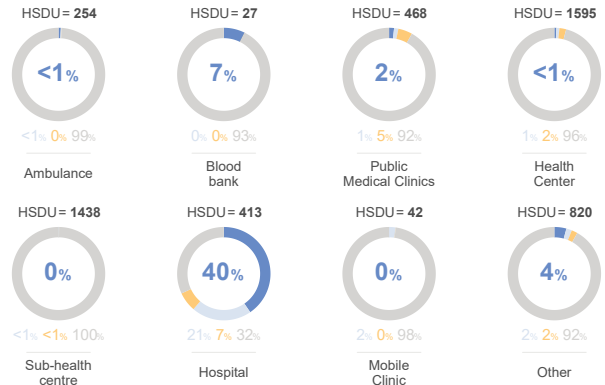


ADVANCED RADIOLOGY SERVICES

Service availability³³

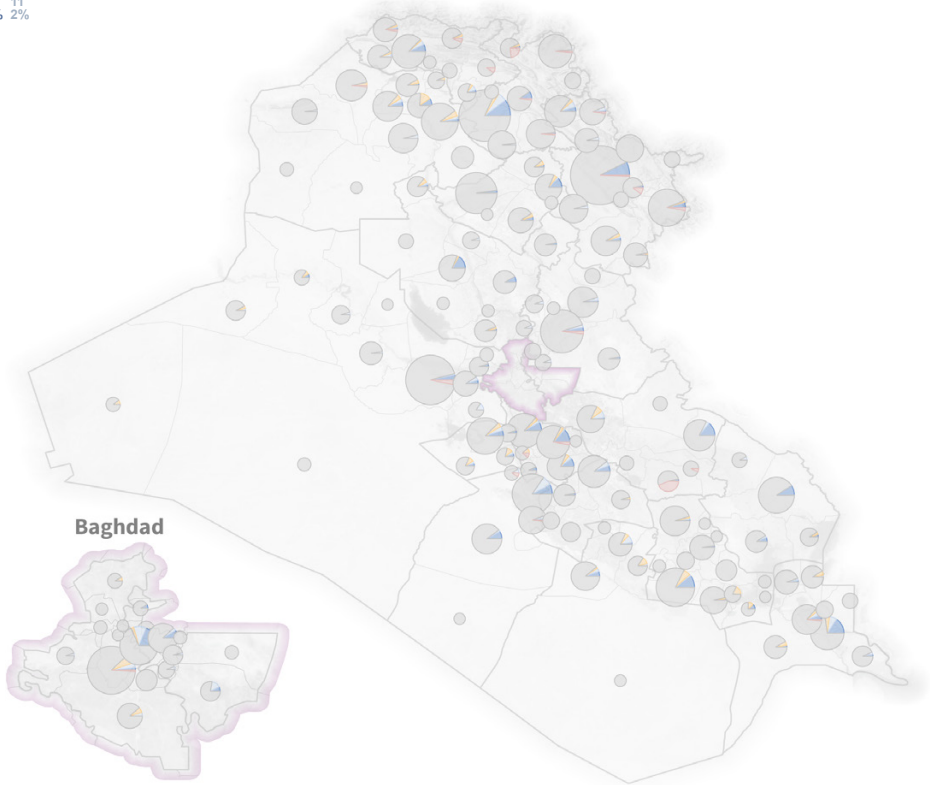


Service availability by HSDU type

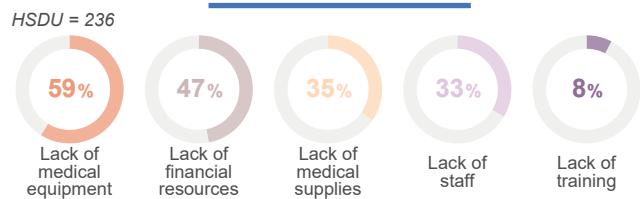


Service availability by directorate of health

Sulaymaniyah HSDU = 639	600 94%	22 3%	11 2%
Ninewa HSDU = 447	412 92%	10 2%	7 2%
Erbil HSDU = 390	358 92%	19 5%	9 2%
Thi-Qar HSDU = 327	301 92%	13 4%	2 1%
Anbar HSDU = 325	306 94%	8 2%	8 2%
Basrah HSDU = 302	265 88%	17 6%	11 4%
Diyala HSDU = 267	256 96%	5 2%	6 2%
Baghdad-Resafa HSDU = 260	216 83%	25 10%	17 7%
Salah Al-Din HSDU = 236	215 91%	14 6%	3 1%
Baghdad-Karkh HSDU = 236	215 91%	2 1%	7 3%
Dahuk HSDU = 234	213 91%	7 3%	9 4%
Kirkuk HSDU = 223	205 92%	11 5%	1 <1%
Babylon HSDU = 215	182 85%	21 10%	5 2%
Najaf HSDU = 212	188 89%	13 6%	11 5%
Diwaniya HSDU = 166	157 95%	5 3%	3 2%
Wassit HSDU = 164	143 87%	11 7%	6 4%
Missan HSDU = 146	133 91%	10 7%	2 1%
Kerbala HSDU = 142	123 87%	7 5%	5 4%
Muthanna HSDU = 126	109 87%	4 3%	7 6%



Main barriers impeding service delivery




³³ Advanced radiology services are available only in secondary and tertiary healthcare service and includes X-ray with CT, X-ray condenser during operation, ultrasound, MRI or CT scan.

Availability status

- Available
- Partially available
- Not available
- Not normally provided

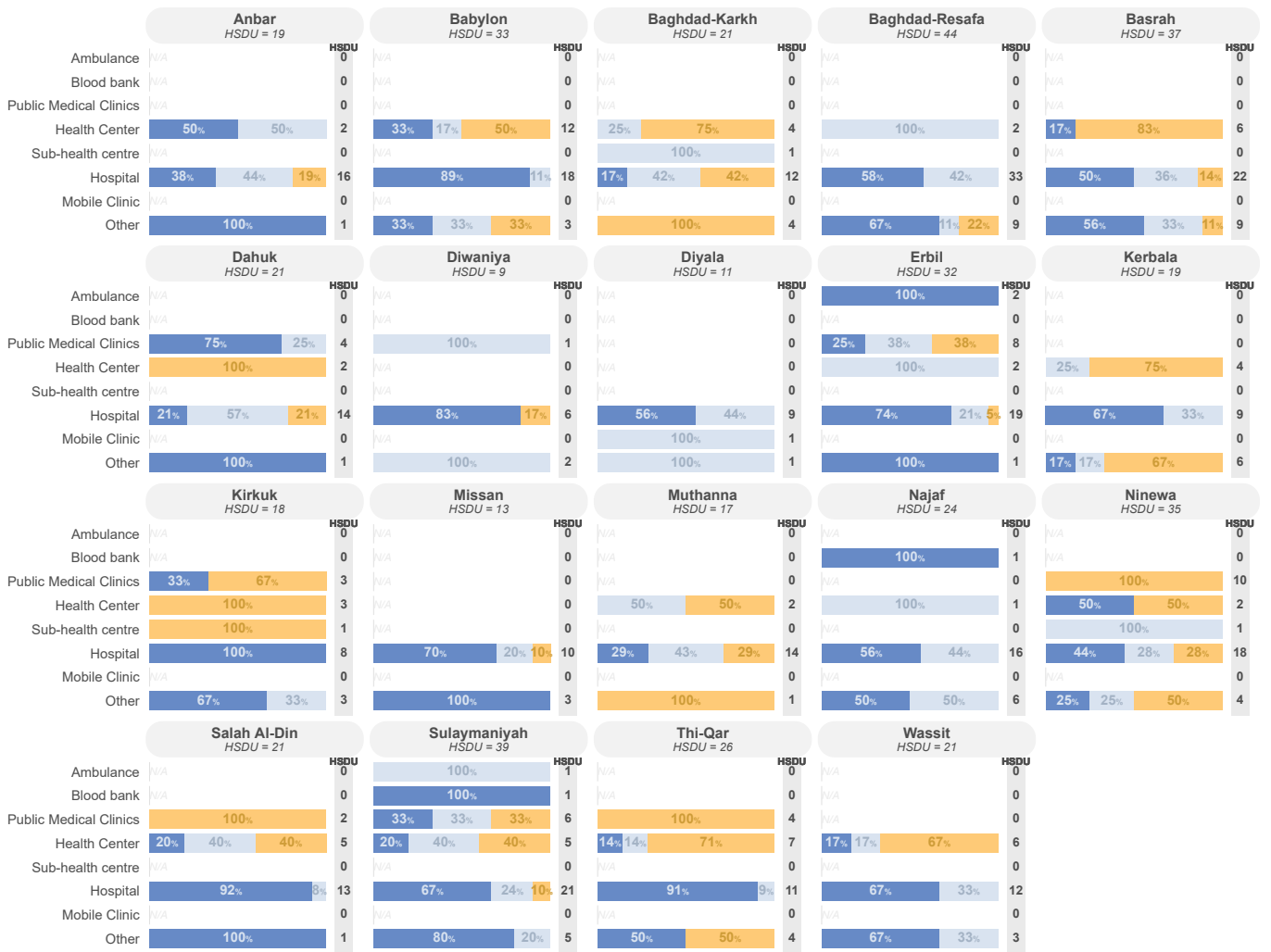
Maps



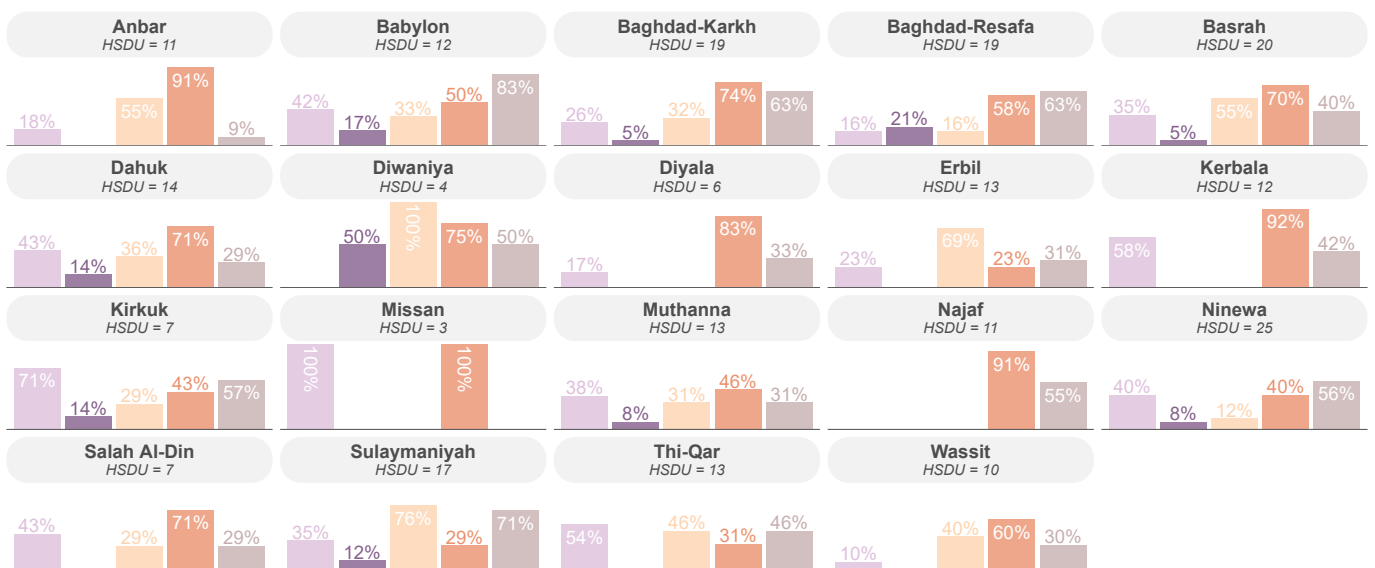
- Not operational
- Not reporting

Applicable only for the map

Service availability by HSDU type and by directorate of health*








Main barriers impeding service delivery by directorate of health



Availability status

- Available
- Partially available
- Not available

Barriers for partial availability or non-availability.

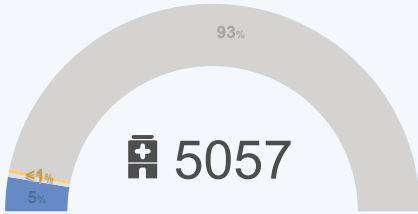
-  Lack of staff
-  Lack of supplies
-  Lack of financial resources
-  Lack of training
-  Lack of equipment

* HSDUs that do not normally provide the service are excluded from this chart.

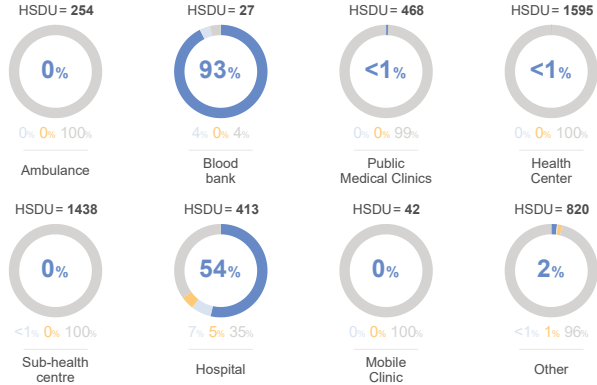


BLOOD BANK SERVICES

Service availability³⁴

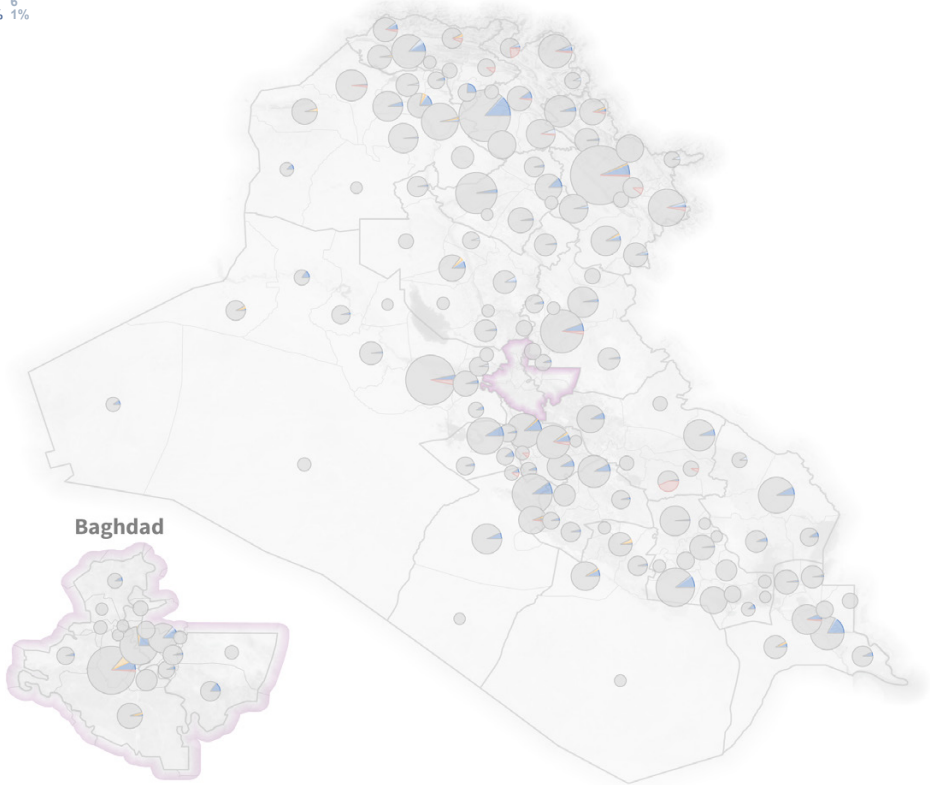


Service availability by HSDU type

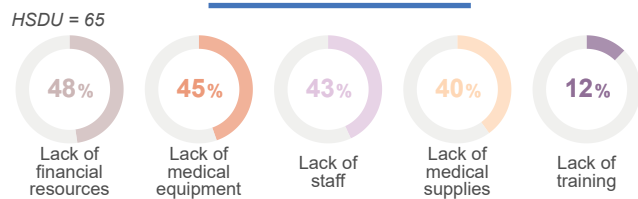


Service availability by directorate of health

Sulaymaniyah HSDU = 639	608 95%	22 6 3% 1%
Ninewa HSDU = 447	425 95%	14 3 5 3% 1% 1%
Erbil HSDU = 390	359 92%	24 7 6% 2%
Thi-Qar HSDU = 327	315 96%	11 1 3% <1%
Anbar HSDU = 325	310 95%	13 1 1 4% <1% <1%
Basrah HSDU = 302	279 92%	21 1 1 7% <1% <1%
Diyala HSDU = 267	256 96%	11 4%
Baghdad-Resafa HSDU = 260	223 86%	31 4 2 12% 2% 1%
Salah Al-Din HSDU = 236	222 94%	8 4 2 3% 2% 1%
Baghdad-Karkh HSDU = 236	216 92%	11 9 5% 4%
Dahuk HSDU = 234	213 91%	14 5 2 6% 2% 1%
Kirkuk HSDU = 223	212 95%	11 5%
Babylon HSDU = 215	194 90%	18 1 2 8% <1% 1%
Najaf HSDU = 212	195 92%	16 1 8% <1%
Diwaniya HSDU = 166	158 95%	8 5%
Wassit HSDU = 164	155 95%	9 5%
Missan HSDU = 146	135 92%	10 1 7% 1%
Kerbala HSDU = 142	131 92%	11 8%
Muthanna HSDU = 126	117 93%	6 3 5% 2%



Main barriers impeding service delivery




³⁴ Chart excludes HSDUs where blood bank services is not normally provided.

Availability status

- Available
- Partially available
- Not available
- Not normally provided

Maps

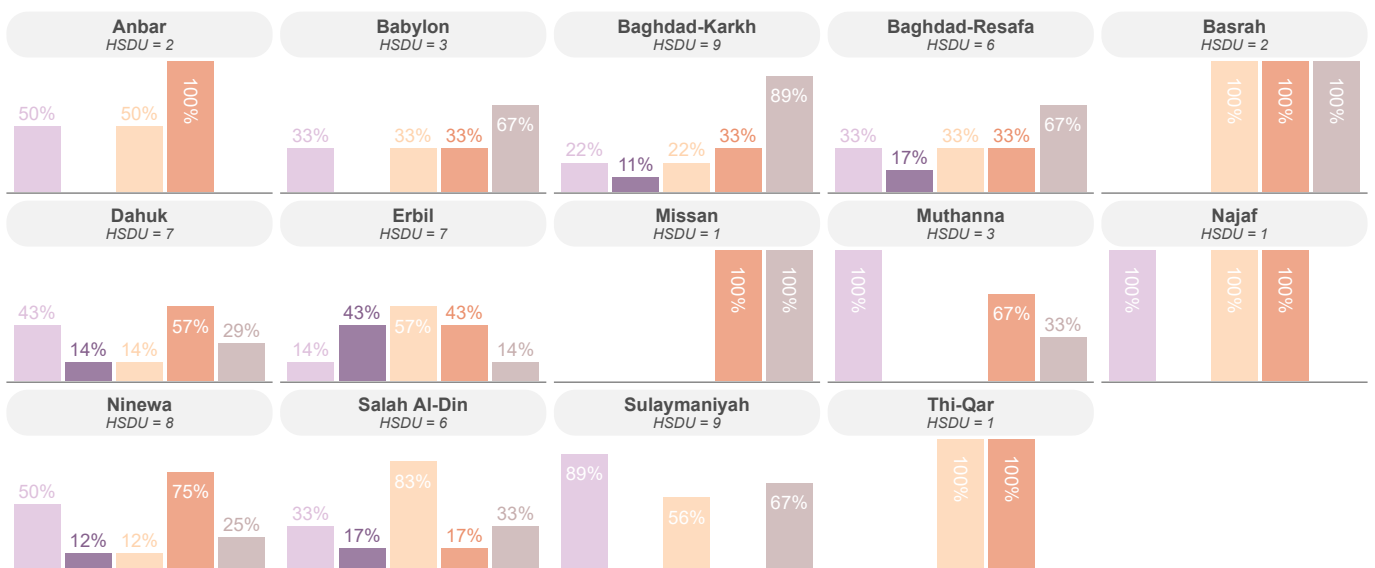


- Not operational
 - Not reporting
- Applicable only for the map*

Service availability by HSDU type and by directorate of health*








Main barriers impeding service delivery by directorate of health



Availability status

- Available
- Partially available
- Not available

Barriers for partial availability or non-availability.

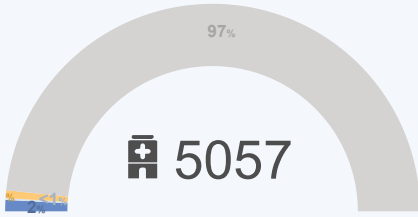
-  Lack of staff
-  Lack of supplies
-  Lack of financial resources
-  Lack of training
-  Lack of equipment

* HSDUs that do not normally provide the service are excluded from this chart.

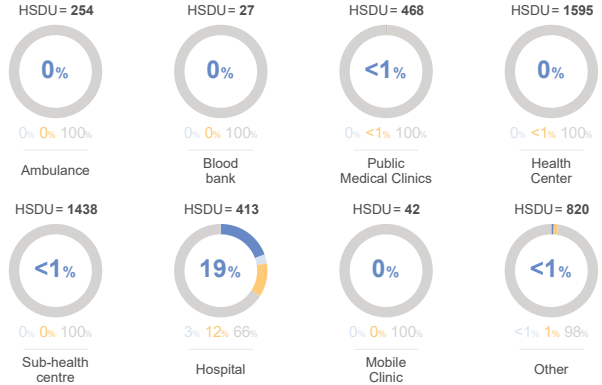


HEMODIALYSIS UNIT

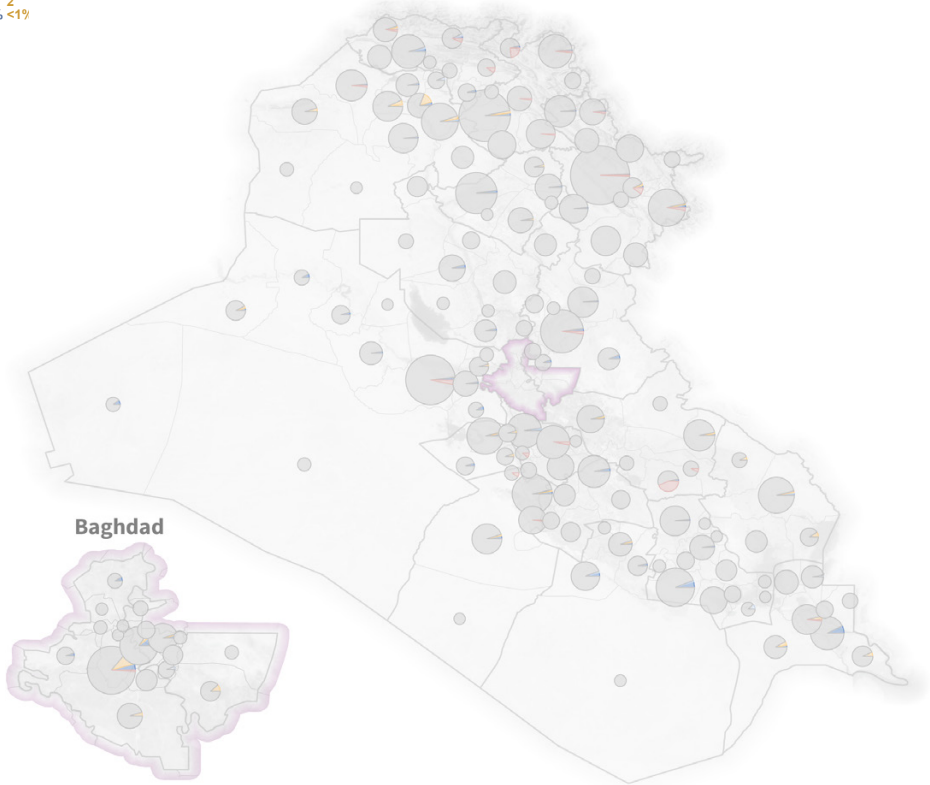
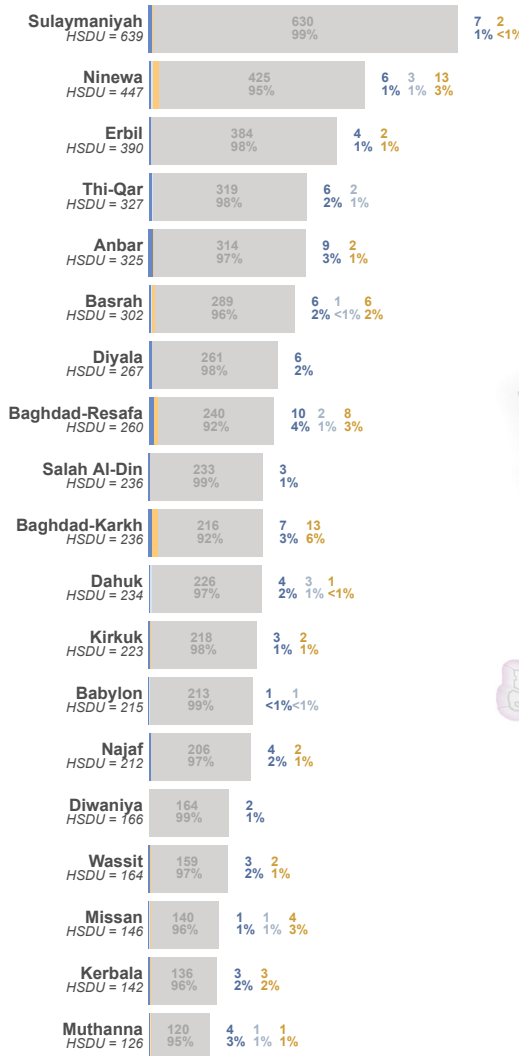
Service availability³⁵



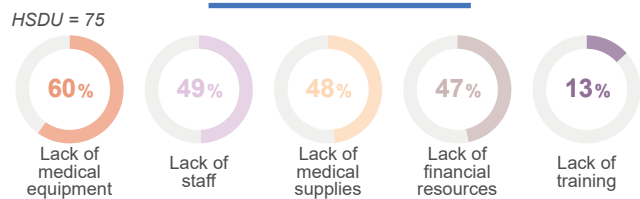
Service availability by HSDU type



Service availability by directorate of health



Main barriers impeding service delivery




³⁵ Chart excludes HSDUs where hemodialysis unit is not normally provided.

Availability status


- Available
- Partially available
- Not available
- Not normally provided

- Not operational
 - Not reporting
- Applicable only for the map*

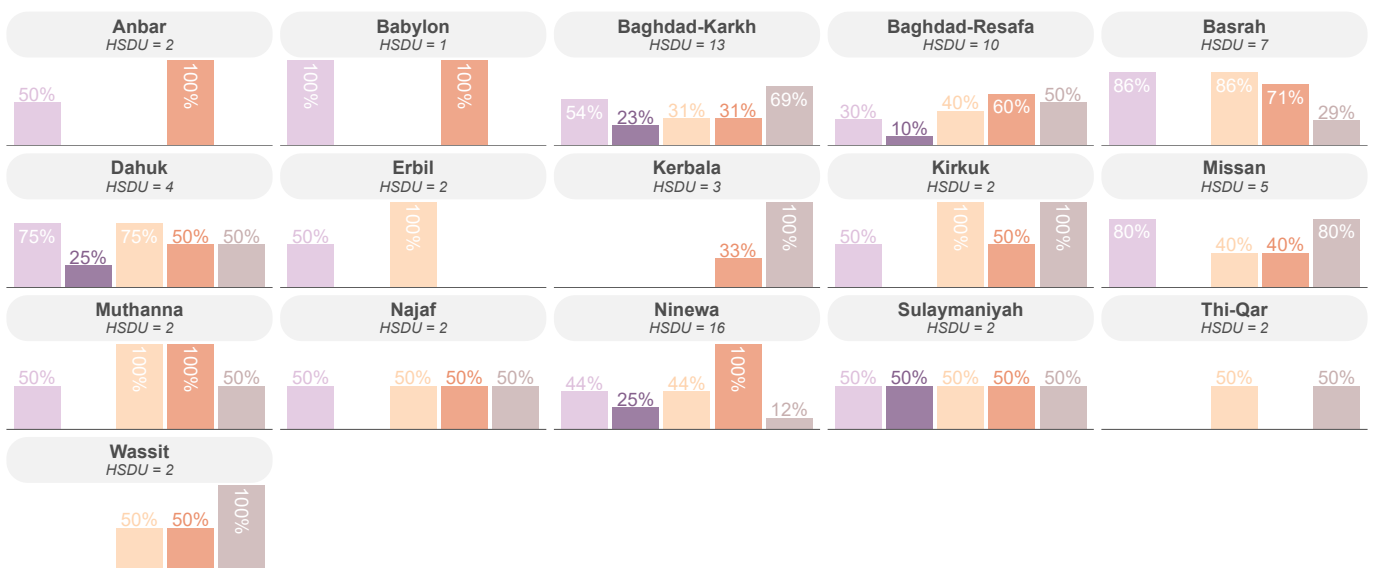
Maps



Service availability by HSDU type and by directorate of health*








Main barriers impeding service delivery by directorate of health



Availability status

- Available
- Partially available
- Not available

Barriers for partial availability or non-availability.

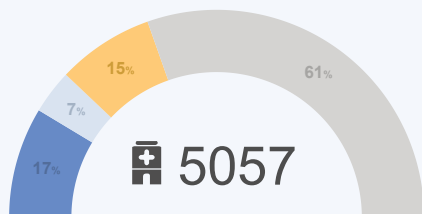
-  Lack of staff
-  Lack of supplies
-  Lack of financial resources
-  Lack of training
-  Lack of equipment

* HSDUs that do not normally provide the service are excluded from this chart.

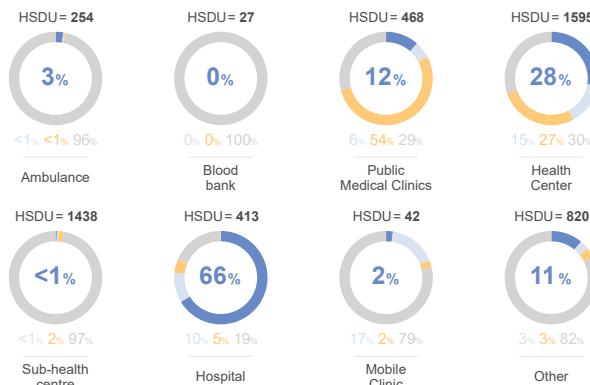


BASIC X-RAY SERVICE

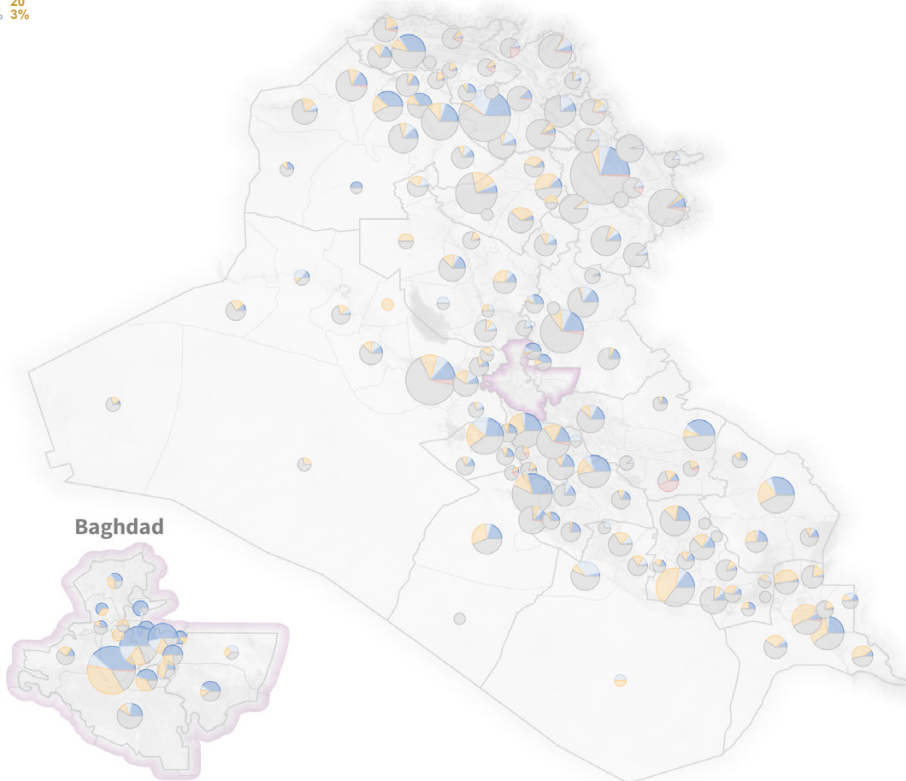
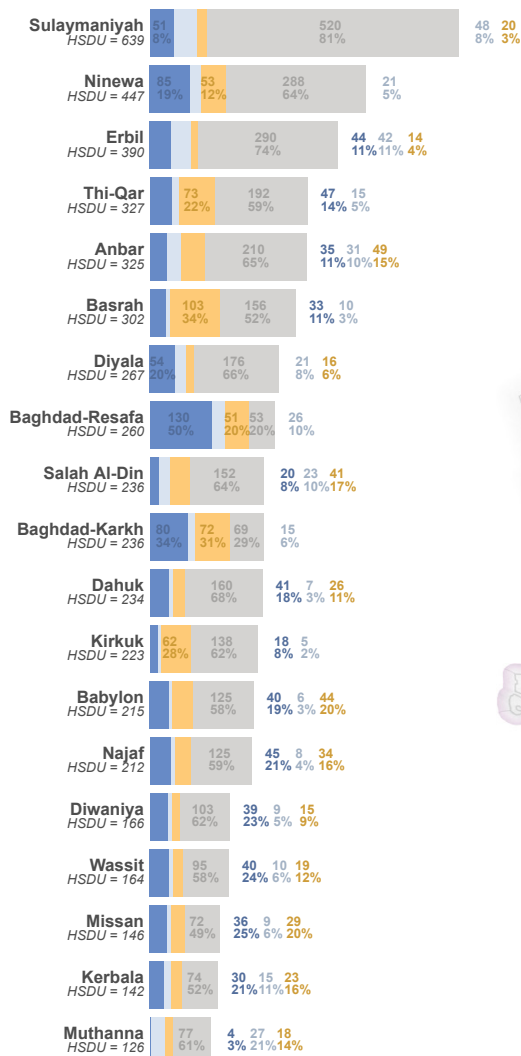
Service availability³⁶



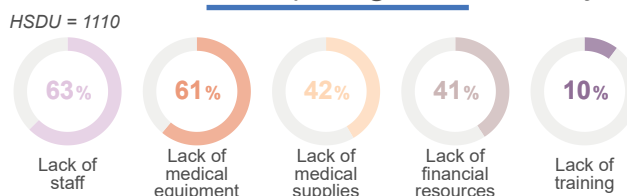
Service availability by HSDU type



Service availability by directorate of health



Main barriers impeding service delivery

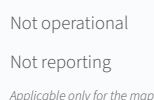



³⁶ X-ray service of basic radiological unit and ultrasound

Availability status

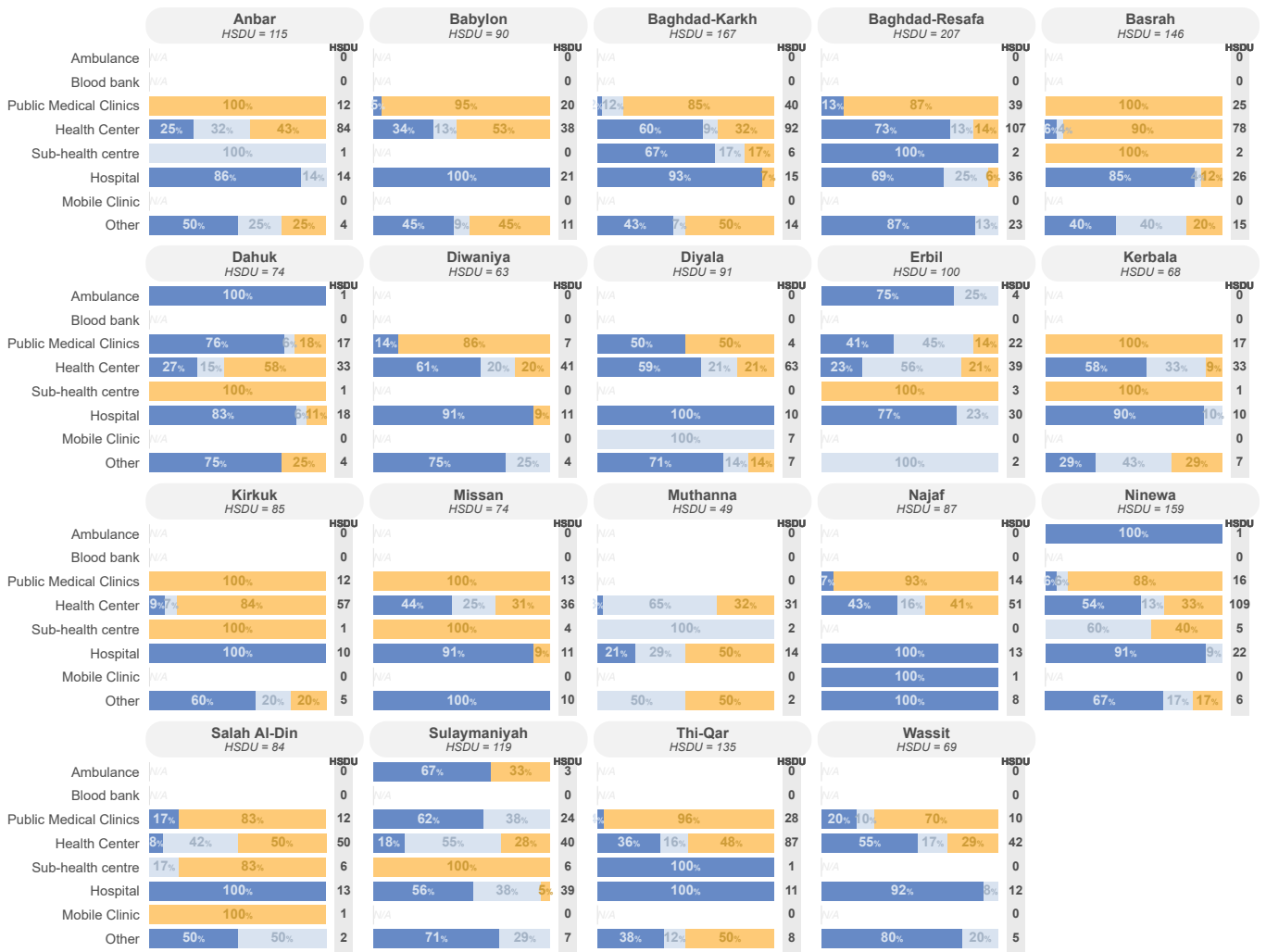


Maps

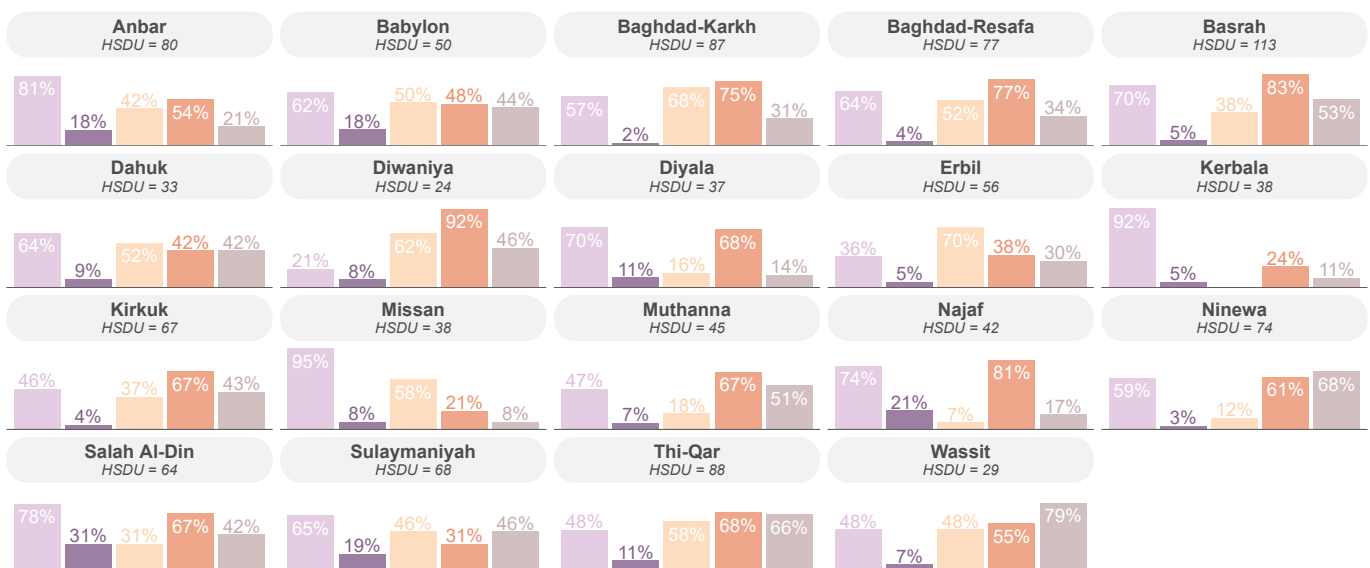


Applicable only for the map

Service availability by HSDU type and by directorate of health*








Main barriers impeding service delivery by directorate of health



Availability status

- Available
- Partially available
- Not available

Barriers for partial availability or non-availability.

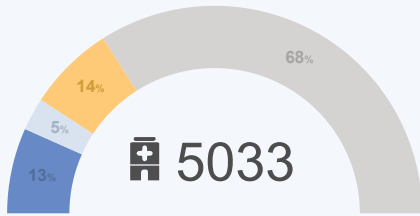
-  Lack of staff
-  Lack of supplies
-  Lack of financial resources
-  Lack of training
-  Lack of equipment

* HSDUs that do not normally provide the service are excluded from this chart.

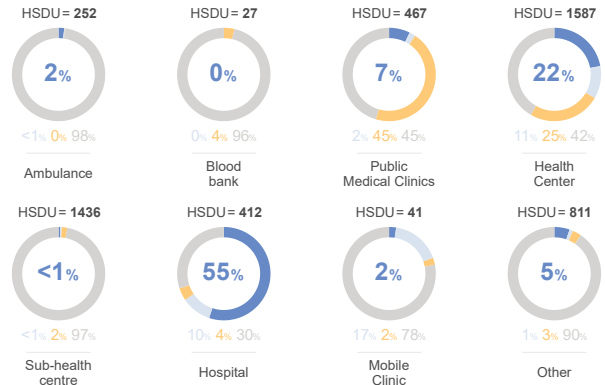


RADIOLOGY UNIT WITH ULTRASOUND

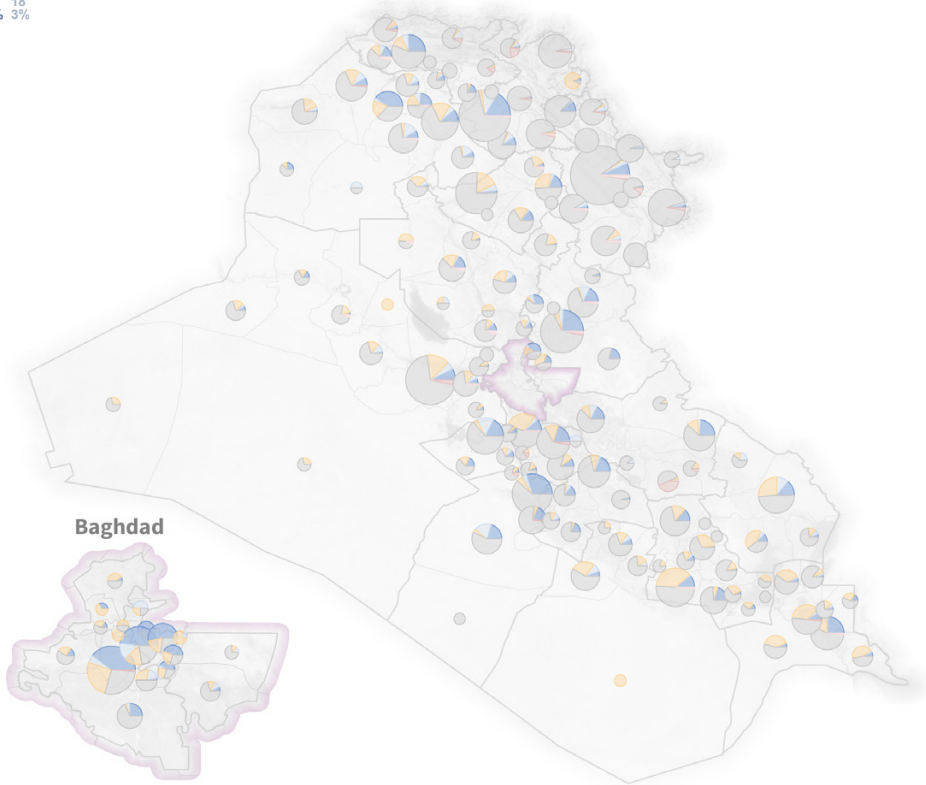
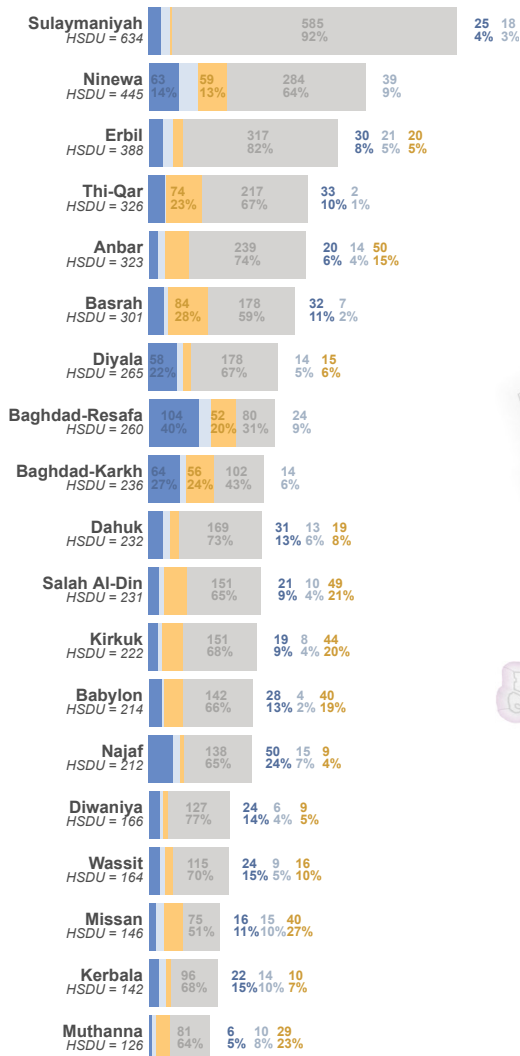
Service availability³⁷



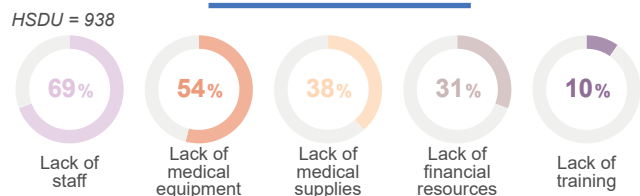
Service availability by HSDU type



Service availability by directorate of health



Main barriers impeding service delivery

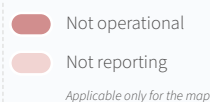



³⁷ Radiology unit with ultrasound.

Availability status



Maps

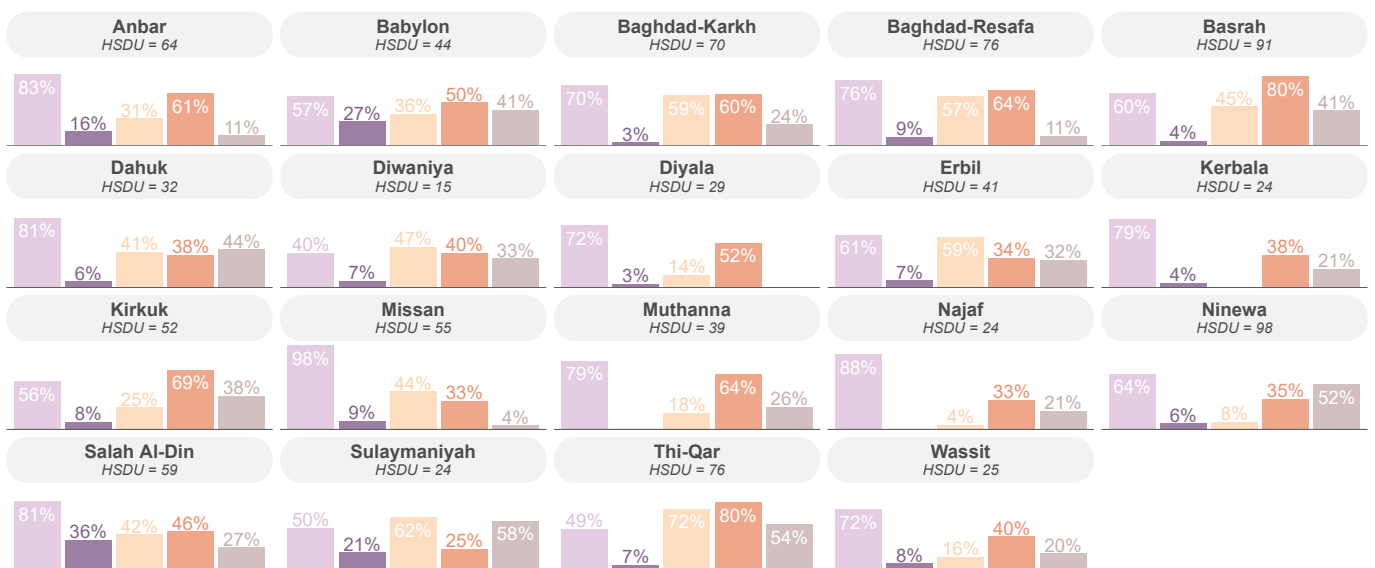


Applicable only for the map

Service availability by HSDU type and by directorate of health*








Main barriers impeding service delivery by directorate of health



Availability status

- Available
- Partially available
- Not available

Barriers for partial availability or non-availability.

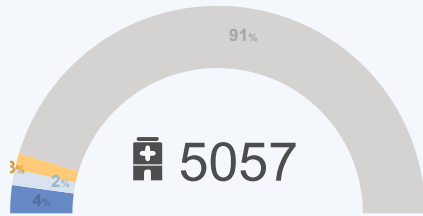
-  Lack of staff
-  Lack of supplies
-  Lack of financial resources
-  Lack of training
-  Lack of equipment

* HSDUs that do not normally provide the service are excluded from this chart.

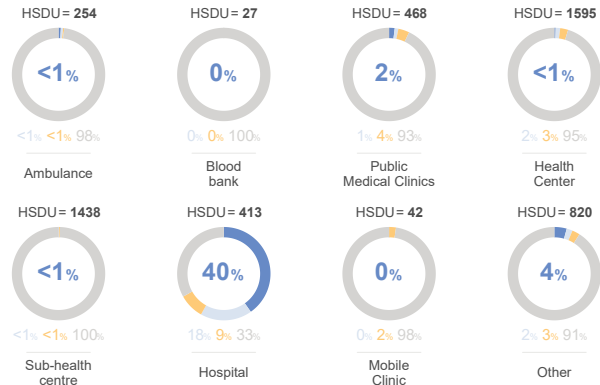


RADIOLOGY UNIT WITH ADVANCED SERVICES

Service availability³⁸

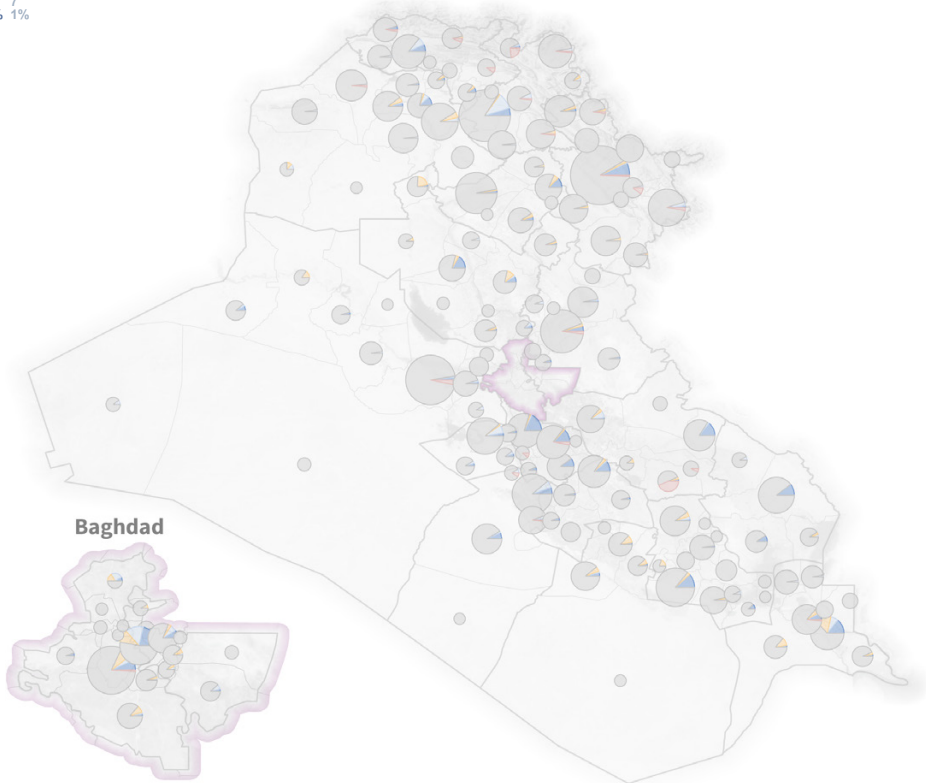


Service availability by HSDU type

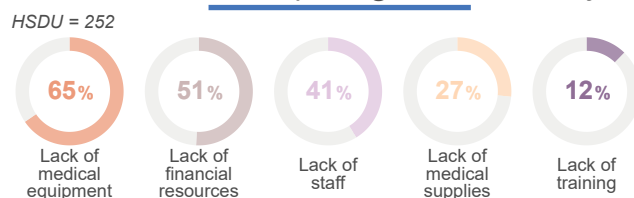


Service availability by directorate of health

Directorate	HSDU Count	Availability	Not Available	Not Normally Provided	Not Reporting
Sulaymaniyah	610	95%	13	7	2%
Ninewa	417	93%	9	11	10
Erbil	358	92%	7	21	4
Thi-Qar	303	93%	13	4	7
Anbar	311	96%	6	6	2
Basrah	259	86%	16	8	19
Diyala	256	96%	7	2	2
Baghdad-Resafa	199	77%	25	21	15
Salah Al-Din	203	86%	15	3	15
Baghdad-Karkh	200	85%	11	9	16
Dahuk	217	93%	9	6	2
Kirkuk	206	92%	10	7	3
Babylon	184	86%	28	1	2
Najaf	193	91%	10	9	4
Diwaniya	153	92%	10	1	2
Wassit	144	88%	11	5	4
Missan	132	90%	11	2	1
Kerbala	128	90%	5	8	1
Muthanna	112	89%	4	1	9



Main barriers impeding service delivery




³⁸ Radiology unit with X-ray with stratigraphy, intraoperation X-ray intensifier, ultrasound, MRI and/or CT scan

Availability status

- Available
- Partially available
- Not available
- Not normally provided

Maps

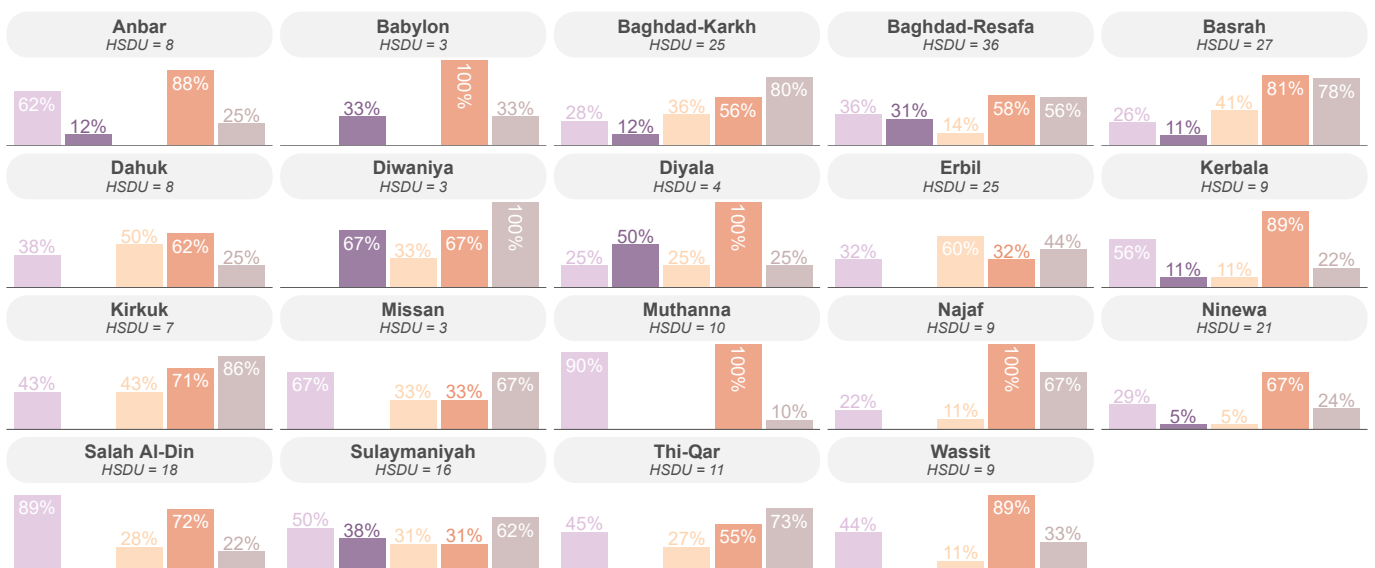


- Not operational
 - Not reporting
- Applicable only for the map

Service availability by HSDU type and by directorate of health*








Main barriers impeding service delivery by directorate of health



Availability status

- Available
- Partially available
- Not available

Barriers for partial availability or non-availability.


-  Lack of staff
-  Lack of training
-  Lack of supplies
-  Lack of equipment
-  Lack of financial resources

* HSDUs that do not normally provide the service are excluded from this chart.

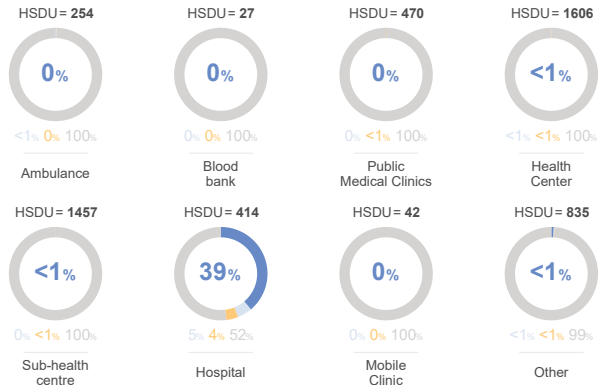


PROCEDURES FOR MASS CASUALTY SCENARIOS

Service availability³⁹

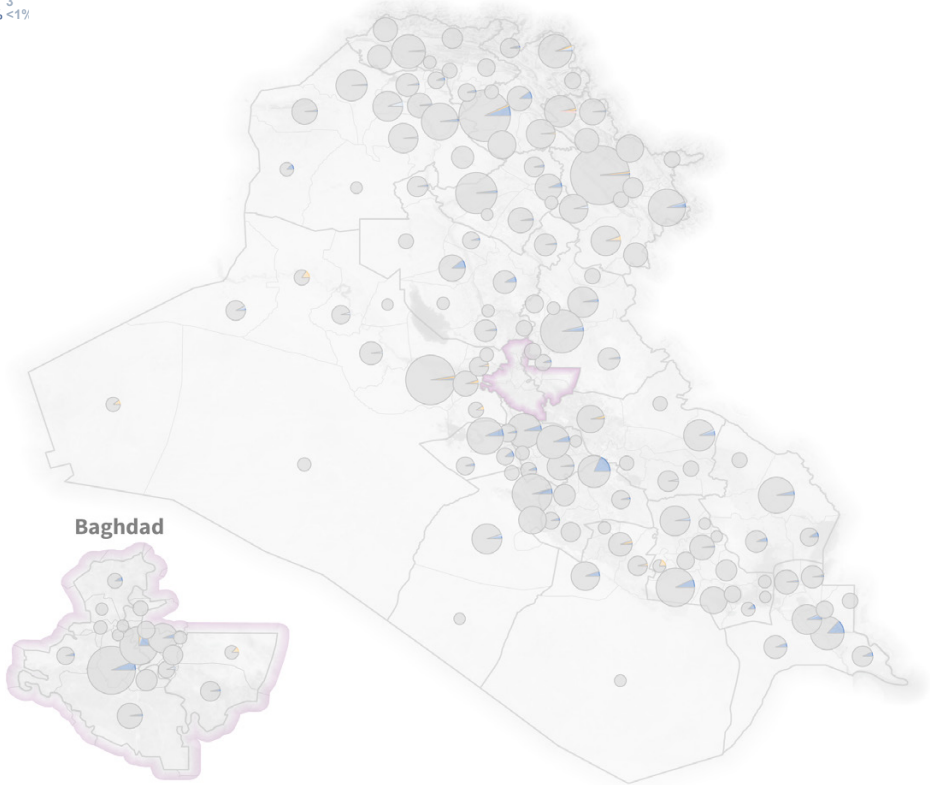


Service availability by HSDU type

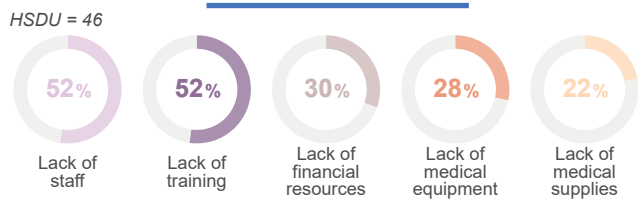


Service availability by directorate of health

Sulaymaniyah HSDU = 645	630 98%	7 3 1% <1%
Ninewa HSDU = 448	436 97%	8 4 2% 1%
Erbil HSDU = 399	380 95%	14 2 3 4% 1% 1%
Anbar HSDU = 329	315 96%	3 4 7 1% 1% 2%
Thi-Qar HSDU = 327	316 97%	9 1 1 3% <1% <1%
Basrah HSDU = 303	284 94%	18 1 6% <1%
Diyala HSDU = 269	261 97%	7 1 3% <1%
Baghdad-Resafa HSDU = 260	233 90%	20 4 3 8% 2% 1%
Dahuk HSDU = 239	237 99%	1 1 <1% <1%
Baghdad-Karkh HSDU = 237	227 96%	10 4%
Salah Al-Din HSDU = 236	224 95%	12 5%
Kirkuk HSDU = 223	216 97%	7 3%
Babylon HSDU = 218	208 95%	10 5%
Najaf HSDU = 214	207 97%	6 1 3% <1%
Wassit HSDU = 178	171 96%	4 2 1 2% 1% 1%
Diwaniya HSDU = 166	152 92%	14 8%
Missan HSDU = 146	139 95%	7 5%
Kerbala HSDU = 142	133 94%	9 6%
Muthanna HSDU = 126	120 95%	4 2 3% 2%



Main barriers impeding service delivery




³⁹ Procedures are in place for early discharge of post-surgery patients through referral to secondary hospitals, in mass casualty scenario.

Availability status


- Available
- Partially available
- Not available
- Not normally provided

- Not operational
 - Not reporting
- Applicable only for the map

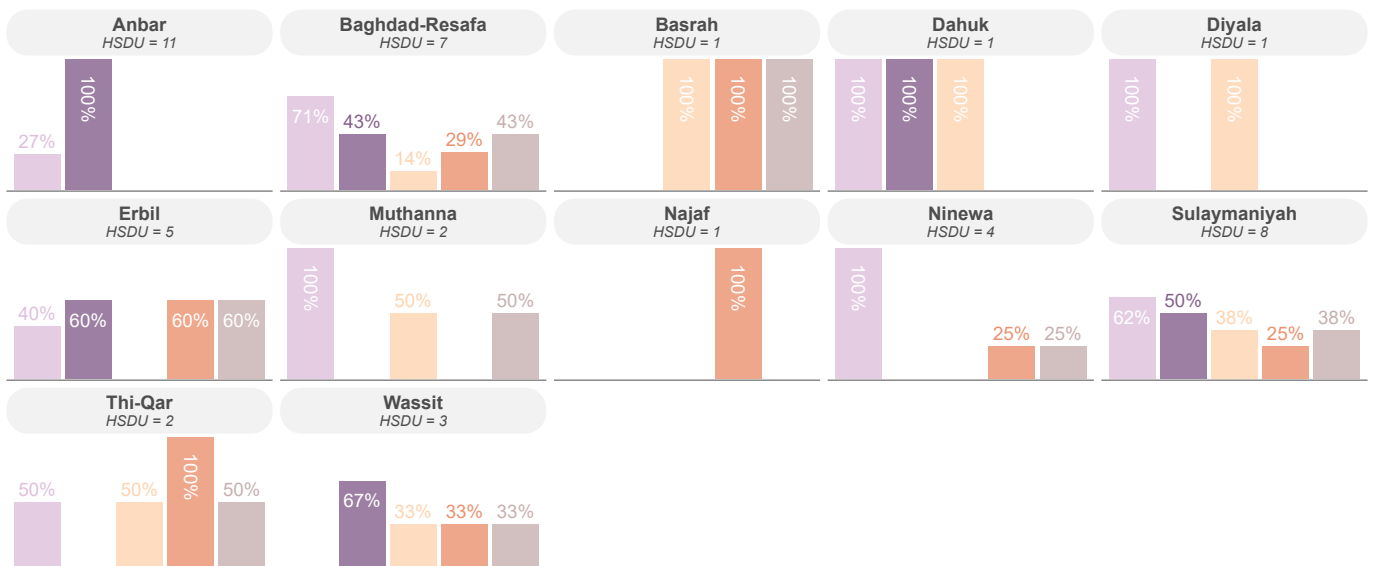
Maps



Service availability by HSDU type and by directorate of health*








Main barriers impeding service delivery by directorate of health



Availability status

- Available
- Partially available
- Not available

Barriers for partial availability or non-availability.

-  Lack of staff
-  Lack of supplies
-  Lack of training
-  Lack of equipment
-  Lack of financial resources

* HSDUs that do not normally provide the service are excluded from this chart.



ANNEXES





ANNEX I: PREVIOUSLY PUBLISHED REPORTS

Baseline report Part 1

The results presented in this report series are based on the assessment of 3478 health facilities across 16 governorates, namely Anbar, Babylon, Baghdad-Karkh, Baghdad-Resafa, Basrah, Diwaniya, Diyala, Kerbala, Kirkuk, Missan, Muthanna, Najaf, Ninewa, Salah-Al-Din, Thi-Qar, and Wassit and was collected up until November 8th, 2022.

HeRAMS Iraq baseline report 2023 part 1, A comprehensive mapping of availability of essential services and barriers to their provision; 2023, <https://www.who.int/publications/m/item/herams-iraq-baseline-report-2023-part1-operational-status-of-the-health-system>

Baseline report Part 2

The results presented in this report series are based on the assessment of 1286 health facilities across Dahuk, Erbil, and Sulaymaniyah governorates and was collected up until April 25th, 2023.

HeRAMS Iraq baseline report 2023 part 2, A comprehensive mapping of availability of essential services and barriers to their provision; 2023, <https://www.who.int/publications/m/item/herams-iraq-baseline-report-2023-part2-operational-status-of-the-health-system>

HeRAMS Iraq Baseline Summary Report 2023

This report presents a high-level overview of the operational status of the health system, the availability, and barriers to essential health services.

HeRAMS Iraq Baseline Summary Report 2023, A comprehensive mapping of availability of essential services and barriers to their provision, 2023, <https://www.who.int/publications/m/item/herams-iraq-baseline-summary-report-2023>

ANNEX II: POPULATION ESTIMATES

DIRECTORATE OF HEALTH	POPULATION ESTIMATES
ANBAR	1 963 346
BABYLON	2 288 456
BAGHDAD-KARKH	3 815 810
BAGHDAD-RESAFA	5 190 191
BASRAH	3 223 158
DAHUK	1 432 369
DIWANIYA	1 430 714
DIYALA	1 814 368
ERBIL	2 055 448
KERBALA	1 350 577
KIRKUK	1 770 765
MISSAN	1 233 053
MUTHANNA	902 480
NAJAF	1 630 807
NINEWA	4 133 536
SALAH AL-DIN	1 767 837
SULAYMANIYAH	2 396 206
THI-QAR	2 321 851
WASSIT	1 527 911
Total	42 248 833



ANNEX III: SERVICE DEFINITIONS

SERVICE	DEFINITION
Request for ambulance services by the patient	User-activated dispatch of basic ambulance services from district-level staging center (e.g., ambulance pool) by calling free number 122 (e.g. immediate ambulance centre)
Recognition of danger signs	Recognition of danger signs in neonates, children and adults, including early recognition of signs of serious infection, with timely referral to higher-level care.
Acuity-based formal triage	Acuity-based formal triage of children and adults at first entry to the HSDU (with a validated instrument such as WHO/ICRC Interagency Triage Tool)
WHO basic emergency care by ambulance services centers	Initial syndrome-based management is done at scene by ambulance services center for difficulty breathing, shock, altered mental status, and polytrauma.
WHO basic emergency care in emergency room	Basic syndrome-based management by emergency room of difficulty breathing, shock, altered mental status, and polytrauma for neonates, children and adults, management of bleeding. interventions include manual airway maneuvers, oral/nasal airway placement, oxygen administration, bag-valve mask ventilation, temperature management, and administration of essential emergency medications, including empiric antibiotics for serious infection.
Advanced syndrome-based management	Advanced Syndrome-based management of difficulty breathing, shock, altered mental status, and polytrauma in dedicated emergency unit, including for neonates, children and adults. Interventions include intubation, mechanical ventilation, surgical airway, and placement of chest drain, hemorrhage control, defibrillation, administration of IV fluids via peripheral and central venous line with adjustment for age and condition, including malnutrition; administration of essential emergency medications.
Monitored referral	Direct provider monitoring should be conducted during transport to an appropriate healthcare facility, followed by a structured handover to the facility personnel.
Referral capacity	Referral procedures, means of communication, and access to transportation are available.
Acceptance of referrals	Referral with remote decision support for prehospital providers and primary-level facilities, and condition-specific protocol-based referral to higher levels are accepted.
Acceptance of complex referrals	Complex referrals with remote decision support for prehospital providers and lower-level facilities are accepted.
Outpatient services for primary care	Outpatient services for primary care should include the availability of all essential drugs required for primary care, as specified by national guidelines.
Outpatient services for secondary care	Outpatient department (OPD) for secondary care with availability of all essential drugs for secondary care as per national guidelines (including noncommunicable diseases(NCD)and pain management), and at least one general practitioner.
Home visits	Home visits, including promotion of self-care practices, monitoring of NCD medication compliance and palliative care.

SERVICE	DEFINITION
Minor trauma definitive management	Pain management, tetanus toxoid and human antitoxin, minor surgery kits, suture absorbable/silk with needles, disinfectant solutions, bandages, gauzes, cotton wool.
Emergency and elective surgery	Full surgical wound care, advanced fracture management through at least one operating theatre with basic general anesthesia (with or without gas)
Emergency and elective surgery with at least two operating theatres	Emergency and elective surgery with at least two operating theatres with pediatric and adult gaseous anesthetic
Orthopedic/trauma ward	Orthopedic/trauma ward for advanced orthopedic and surgical care, including burn patient management
Short hospitalization capacity	Short hospitalization capacity (maximum 48 hours)
20 inpatient bed capacity	At least 20 inpatient bed capacity with 24/7 availability of medical doctors (MD), nurses and midwives, and 4–5 beds for short observation before admission, or 24/48-hour hospitalization
50 inpatient bed capacity	50 inpatient bed capacity with pediatric and ob-gyn wards with 24/7 availability of doctors and/or specialists (general surgeon, ob-gyn, pediatrician, others)
Intensive care unit	Intensive care unit with at least 4 beds
Basic laboratory	Basic laboratory with general microscopy
Secondary level laboratory services	Secondary level laboratory services
Tertiary level laboratory services	Tertiary level laboratory services include electrolyte and blood gas concentrations. Public health laboratory capabilities are an example : DNA examinations, PCR, ferritin and iron examination, or hemoglobin electrophoresis.
Basic radiology services	Basic radiology services includes ultrasound.
Advanced radiology services	Advanced radiology services are available only in secondary and tertiary healthcare service and includes X-ray with CT, X-ray condenser during operation, ultrasound, MRI or CT scan.
Basic X-ray service	X-ray service of basic radiological unit and ultrasound
Radiology unit with advanced services	Radiology unit with X-ray with stratigraphy, intraoperation X-ray intensifier, ultrasound, MRI and/or CT scan
Procedures for mass casualty scenarios	Procedures are in place for early discharge of post-surgery patients through referral to secondary hospitals, in mass casualty scenario.
Medical evacuation procedures	Medical evacuation procedures (medevac) including means of transport and referral network for patients requiring highly specialized care

